

# FERMAX

GENERAL CATALOGUE 2025







# Created from the heart

The future belongs to those who embrace innovation, those who take the leap and turn ideas that transform the world into reality. At Fermax, we believe that leading the change in residential communication requires a product that not only connects homes but also becomes the centre of buildings. A product whose technology makes life simpler and safer for everyone. And with this vision, a unique project was created.

**Today, we are proud to introduce CORA.**

CORA is the result of exceptional teamwork and unprecedented investment in innovation and technological development. This panel represents our firm commitment to going beyond the technical aspects, to become the centre that connects people, homes and buildings.

It is the perfect balance between technology, design and functionality. A high-quality and high-performance product, created to make life safer and more connected for everyone.

CORA has been designed with the heartbeat that has driven our passion for over 75 years: to innovate and transform the way we connect with our homes. Because our purpose is not just about creating technology: it is about building trust, connecting lives and continuing to write stories behind every door opened.

**Discover CORA, elegance is in simplicity.**



FERMAX







**Love at first sight exists.  
At second sight, too.**

Cora will win you over with its unique design and details, but you will fall in love with it for many other reasons.

A technology designed to make your life easier. Connectivity without limits. Quality that lasts.

**If you like it at first sight, wait  
until you have it in your hands...**

# FERMAX

# From Valencia to the rest of the world



Leading with  
purpose and  
passion



Connecting  
people and  
homes with the  
world

For more than 75 years, our **specialisation in video door entry and access control systems** has been our added value. **Our track record positions us as leaders in the industry**, offering communication and connectivity solutions adapted to any type of project anywhere in the world.

Being part of the **Leading Brands of Spain Forum** reinforces our commitment to excellence and international projection, highlighting our pride in our roots and contributing to the global recognition of Made in Spain brands.

Our presence in **more than 85 countries** reflects the trust our customers place in us, which motivates us to grow, learn and constantly improve.

Our greatest achievement is the team of **more than 500 people** who are part of Fermax and whose work drives our mission and values every day.

Integrity  
and respect

Customer and result  
oriented

Effort and  
teamwork

Corporate Social  
Responsibility

Sense of belonging and  
identification with the  
company's culture

Versatility and a  
permanent attitude of  
adaptability to change

Commitment to equality,  
safety, health and  
environment

# Our mission: To be leaders in connectivity



Presence in  
over 85 countries

Headquarters in  
Valencia, Spain

6 subsidiaries and  
2 representative offices

## The security behind every connection



We work to contribute to the **transformation of cities, leveraging the connectivity of our products** to offer new services and businesses to different stakeholders that interact with buildings and homes on a daily basis.

Our technology guarantees **secure communications** through the use of advanced protocols, and our cloud infrastructure allows our products to be updated with new features. In addition, our **manufacturing processes, certified with ISO 9001**, and the use of approved components support the quality and reliability of our products.

But our commitment goes beyond technology: **we create connected solutions so that everyone can protect their home from anywhere**, providing them with security, peace of mind and confidence at all times. This purpose is what defines us as a brand.

Connecting people and  
homes with the world

Secure  
communications

Quality and reliability of the  
production process





# Connecting technology and sustainability

Experts in communication, leaders in innovation



Innovation and manufacturing are carried out in our **2 production centres in Valencia, Spain**, which allows us to guarantee supply in all circumstances and maintain a permanent stock of spare parts.

Our technological solutions allow for the updating of existing installations without the need for major changes, with **new functions to bring connectivity to all homes**.

In-house R&D  
+ 40 engineers

Manufacturing of  
electronic circuits

Mechanical manufacturing:  
plastic injection, panel laser-cutting

Assembly and testing

+85% of orders shipped  
within 24 hours





## A green footprint on our path



As manufacturers, **we are committed to a circular economy and a production process with the least possible environmental impact** through prevention, recycling, reuse of materials and the use of renewable energy.

**Our Special Employment Centre (CEEME) guarantees the professional, social and personal inclusion** of people with disabilities, promoting their independence through equal and inclusive employment.

With every step we take towards the connectivity of our products, **we contribute to the development of more sustainable cities**, reducing the carbon footprint through technologies that minimise, for example, bounce rates in home parcel deliveries.

Through social, environmental and inclusive initiatives, we work to build a responsible present and a better future for all.

CEEME. Special Employment Centre since 2000

Equality and diversity

Training and talent

Reduction of environmental impact

# index



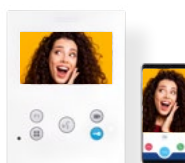
**14**

**VIDEO  
KITS**



**24**

**AUDIO  
KITS**



**31**

**DUOX PLUS**

The only fully digital  
system in 2 wires



**65**

IP  
-MEET  
-SIP



**105**

ACCESS  
CONTROL



**89**

4+N AUDIO


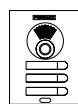
**121**

REFERENCE  
INDEX



**97**

DOOR LOCK  
RELEASE



**129**

SPARE  
PARTS





kits





Solutions for individual  
residences, businesses and  
small buildings

---

VIDEO KITS

---

AUDIO KITS

---

BUILDING KITS

---

## Video kits

### RESIDENCES AND BUSINESSES

SELECTION OF VIDEO KITS FOR RESIDENCES AND BUSINESSES.  
All these FERMAX video kits are Plug and Play (kits don't require programming).

















The DUOX PLUS Wi-Fi KITS are now compatible with **GOOGLE HOME**, **ALEXA** and **SIRI**.



2 WIRES (DUOX PLUS)							
	 DUOX PLUS VEO Wi-Fi KIT	 DUOX PLUS VEO-XS Wi-Fi KIT	 DUOX PLUS VEO-XL Wi-Fi KIT	 DUOX PLUS MARINE VEO-XS Wi-Fi KIT	 DUOX PLUS MARINE BLACK VEO-XS Wi-Fi KIT	 DUOX PLUS ONE-TO-ONE VEO Wi-Fi KIT	 DUOX PLUS MARINE ONE-TO-ONE VEO-XS Wi-Fi KIT
OUTDOOR PANEL	 <b>cityline</b>	 <b>cityline</b>	 <b>cityline</b>	 <b>Marine</b>	 <b>Marine</b>	 <b>cityline</b>	 <b>Marine</b>
MONITOR	 <b>VEO</b> 	 <b>VEO XS</b> 	 <b>VEO XL</b> 	 <b>VEO XS</b> 	 <b>VEO XS</b> 	 <b>VEO</b> 	 <b>VEO XS</b> 
REFERENCES No. APARTMENTS	94411 (1/W) 94421 (2/W)	94511 (1/W) 94521 (2/W)	9471 (1/W) 9472 (2/W)	50731 (1/W)	50831 (1/W)	49081 (1/W)	50781 (1/W)
CALL DIVERT TO SMARTPHONE	Yes	Yes	Yes	Yes	Yes	Yes	Yes
TECHNOLOGY	2 wires	2 wires	2 wires	2 wires	2 wires	2 wires	2 wires
PANEL MOUNTING	Flush mounted	Flush mounted	Flush mounted	Flush mounted	Flush mounted	Flush mounted	Flush mounted
INTEGRATED ACCESS CONTROL	No	No	No	No	No	No	No
ADDITIONAL PANELS	9	9	9	9	9	9	9
MONITOR SCREEN	4,3"	4,3"	7"	4,3"	4,3"	4,3"	4,3"
CONVERSATION MODE	With handset	Hands-free	Hands-free	Hands-free	Hands-free	With handset	Hands-free
CAPTURE OF IMAGES	Yes	Yes	Yes	Yes	Yes	Yes	Yes
INTERCOM.	No	No	No	No	No	No	No
COMP. VIDEO SURVEILLANCE	Yes	Yes	Yes	Yes	Yes	Yes	Yes
ADDITIONAL MONITORS*	2	2	2	2	2	2	2
COMPATIBLE WITH SMART SPEAKERS	Yes	Yes	Yes	Yes	Yes	Yes	Yes

## The widest range of connected kits on the market!

2 WIRES (DUOX PLUS)			2 WIRES (WAY-FI PLUS)	2 WIRES (WAY)	MEET	
DUOX PLUS MEMOVISION VEO Wi-Fi KIT	DUOX PLUS MEMOVISION VEO-XS Wi-Fi KIT	DUOX PLUS MEMOVISION VEO-XL Wi-Fi KIT	WAY-FI PLUS KIT	NEW WAY KIT	KIT NEO MEET	KITS WIT MEET
 cityline	 cityline	 cityline	 Way-Fi+	 way	 MILO	 MILO
 VEO	 VEO XS	 VEO XL	 Way-Fi+	 way	 neo	 wit
49071 (1/W)	49121 (1/W)	49171 (1/W)	1571 (1/W)	1521 (1/W) 1522 (2/W)	1508 (1/W)	1506 (1/W White) 1507 (1/W Black)
Yes	Yes	Yes	Yes	No	Yes	Yes
2 wires	2 wires	2 wires	2 wires	2 wires	IP	IP
Flush mounted	Flush mounted	Flush mounted	Surface	Surface	Flush mounted	Flush mounted
Yes (keypad)	Yes (keypad)	Yes (keypad)	Yes (QR)	No	No	No
9	9	9	1	1	7	7
4,3"	4,3"	7"	7"	7"	7"	10"
With handset	Hands-free	Hands-free	Hands-free	Hands-free	Hands-free	Hands-free
Yes	Yes	Yes	Yes	Yes	Yes	Yes
No	No	No	Yes	Yes	Yes	Yes
Yes	Yes	Yes	Yes	Yes	No	No
2	2	2	5	2	7*	7*
Yes	Yes	Yes	Yes	No	No	No

\* For every 4 devices connected to the installation, an additional switch ref.1586 is required.

# It takes 2 to connect



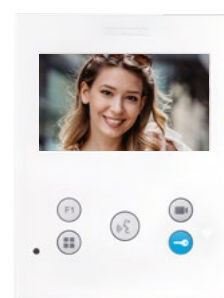

**DUOX PLUS Wi-Fi VIDEO KITS** include the **DUOX PLUS Wi-Fi** monitors with integrated Wi-Fi connectivity. Now it's possible to divert a call from your video door entry system to your smartphone or tablet.

You just need to download the **free DuoxMe app** to feel at home.

**NEW**

By connecting to **Alexa and Google Home**, you can receive call notifications from the video intercom on a smart speaker or display.

You can also use **your voice to open the door**, either with smart speakers or displays or with Siri from your iOS device (iPhone, iPad or Apple Watch).



Blue is now...

**DuoxMe**  
FERMAX



FREE APP



## MONITOR FEATURES

- Open door during a call and auto-on.
- Call divert to mobile.
- Automatic image capture upon receiving a call.
- Ringtone selection and call volume adjustment.
- "Do not disturb" mode.
- Auto-on.
- Additional function F1 (to activate second door, staircase light, etc.).
- Additional function F2 (to activate second door, staircase light, etc.).
- Aerial cameras visualisation.

With the DUOX PLUS Wi-Fi monitors, the **call divert to mobile phones comes as standard.**

It allows to **establish communication with the outdoor panels and open the door.**

It allows to **see who is calling** before answering **and open a second auxiliary door.**

**Automatic image capture** of the caller and their **register in the call log.**

Up to **8 smartphones/tablets in the same apartment** can receive the call **simultaneously.**

It is as simple as downloading the **Fermax DuoxMe APP** from Google Play or the Apple Store.





### STANDARD SOLUTION

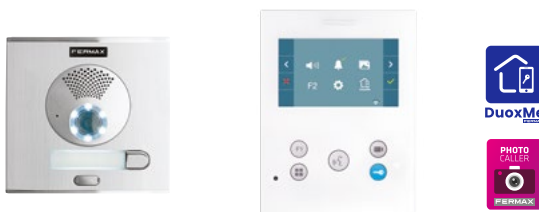


#### 94411 1/W DUOX PLUS VEO Wi-Fi KIT

- 40708 1/W colour DUOX PLUS CITY panel. S1: 130x128.
- 8948 Flush box S1: 115x114x45.
- 9446 4,3" DUOX PLUS VEO Wi-Fi monitor.
- 9447 DUOX PLUS Connector.
- 4826 Power supply unit+filter DIN6 24Vdc-1.5A.
- 4802 Power supply DIN4 230Vac/12Vac/1A.

#### 94421 2/W DUOX PLUS VEO Wi-Fi KIT

Same as kit ref.94411 but 2/W video panel (ref.40008), 2 VEO Wi-Fi monitors (ref.9446) and their connectors (ref. 9447). Includes 1 line adaptor (ref.3255).

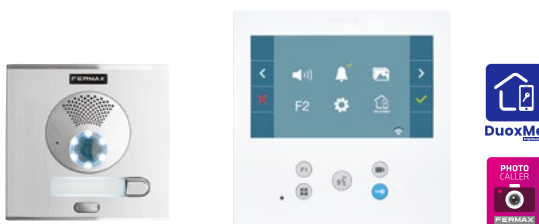


#### 94511 1/W DUOX PLUS VEO-XS Wi-Fi KIT

- 40708 1/W colour DUOX PLUS CITY panel. S1: 130x128.
- 8948 Flush box S1: 115x114x45.
- 9449 4,3" DUOX PLUS VEO-XS Wi-Fi monitor.
- 9447 DUOX PLUS Connector.
- 4826 Power supply unit+filter DIN6 24Vdc-1.5A.
- 4802 Power supply DIN4 230Vac/12Vac/1A.

#### 94521 2/W DUOX PLUS VEO-XS Wi-Fi KIT

Same as kit ref.94511 but 2/W video panel (ref.40008), 2 VEO-XS Wi-Fi monitors (ref.9449) and their connectors (ref. 9447). Includes 1 line adaptor (ref.3255).



#### 9471 1/W DUOX PLUS VEO-XL Wi-Fi KIT

- 40708 1/W colour DUOX PLUS CITY panel. S1: 130x128.
- 8948 Flush box S1: 115x114x45.
- 9469 7" DUOX PLUS VEO-XL Wi-Fi monitor.
- 9447 DUOX PLUS Connector.
- 4826 Power supply unit+filter DIN6 24Vdc-1.5A.
- 4802 Power supply DIN4 230Vac/12Vac/1A.

#### 9472 2/W DUOX PLUS VEO-XL Wi-Fi KIT

Same as kit ref.9471 but 2/W video panel (ref.40008), 2 VEO-XL Wi-Fi monitors (ref.9469) and their connectors (ref.9447). Includes 1 line adaptor (ref.3255).

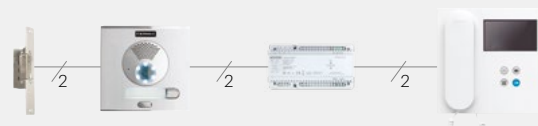
### EXTENSIONS

**Indoor:** the kit allows a maximum of 3 terminals, the included one and 2 additional ones. Depending on the type of cable and distances, an additional power supply (ref.4825), line adaptor ref.3255 and/or regenerators might be required.

**Outdoor:** it is possible to extend the installation by adding more outdoor panels (up to 10). Depending on the type of cable and topology, it may be required an additional power supply (ref.4825), line adaptors ref.3255 and/or regenerators might be required.

It is possible to add an IP/DUOX PLUS CAMERA INTERFACE.  
(See pag. 62)

### INSTALLATION DIAGRAM




**DISTANCES** Check the technical manual of the kit.

### DOOR LOCK

It is recommended to power the electric lock release independently, whenever possible. It is also essential for AC electric strikes, for which the power supply ref. 4802 is included in the kit. If you wish to install a 12Vdc electric lock release without an additional power supply, we recommend the low consumption Fermax model ref. 29588.

### WITH VANDAL-PROOF STAINLESS STEEL PANEL



#### 50731 1/W DUOX PLUS MARINE VEO-XS Wi-Fi KIT

- 44338 MARINE panel DUOX PLUS ST1: 150x180.
- 4641 Flush box ST1: 130x160x55.
- 9449 4,3" DUOX PLUS VEO-XS Wi-Fi monitor.
- 9447 DUOX PLUS Connector.
- 4826 Power supply unit+filter DIN6 24Vdc-1.5A.
- 4802 Power supply DIN4 230Vac/12Vac/1A.



#### 50831 1/W DUOX PLUS MARINE BLACK VEO-XS Wi-Fi KIT

- 44438 MARINE BLACK panel DUOX PLUS ST1: 150x180.
- 4641 Flush box ST1: 130x160x55.
- 9449 4,3" DUOX PLUS VEO-XS Wi-Fi monitor.
- 9447 DUOX PLUS Connector.
- 4826 Power supply unit+filter DIN6 24Vdc-1.5A.
- 4802 Power supply DIN4 230Vac/12Vac/1A.

### ACCESSIBILITY FOR ALL



#### 49081 1/W DUOX PLUS ONE-TO-ONE VEO Wi-Fi KIT

- 73891 1/W DUOX PLUS One-To-One CITY panel with induction loop. Panel S4: 130x199.
- 8949 Flush box S4: 115x185x45.
- 9456 4,3" DUOX PLUS VEO Wi-Fi monitor w/induction loop.
- 9447 DUOX PLUS Connector.
- 4826 Power supply unit+filter DIN6 24Vdc-1.5A.
- 4802 Power supply DIN4 230Vac/12Vac/1A.



#### 50781 1/W DUOX PLUS MARINE ONE-TO-ONE VEO-XS Wi-Fi KIT

- 55361 1/W DUOX PLUS One-To-One MARINE panel with induction loop. ST2: 150x240.
- 4642 Flush box ST2: 130x220x55.
- 9459 4,3" DUOX PLUS VEO-XS Wi-Fi monitor w/induction loop.
- 9447 DUOX PLUS Connector.
- 4826 Power supply unit+filter DIN6 24Vdc-1.5A.
- 4802 Power supply DIN4 230Vac/12Vac/1A.

### WITH ACCESS VIA KEYPAD CODE



#### 49071 1/W DUOX PLUS MEMOVISION VEO Wi-Fi KIT

- 73881 1/W DUOX PLUS MEMOVISION panel. S5:130x246.
- 8855 Flush box S5: 115x233x45.
- 9446 4,3" DUOX PLUS VEO Wi-Fi monitor.
- 9447 DUOX PLUS Connector.
- 4826 Power supply unit+filter DIN6 24Vdc-1.5A.
- 4802 Power supply DIN4 230Vac/12Vac/1A.



#### 49121 1/W DUOX PLUS MEMOVISION VEO-XS Wi-Fi KIT

- 73881 1/W DUOX PLUS MEMOVISION panel. S5:130x246.
- 8855 Flush box S5: 115x233x45.
- 9449 4,3" colour DUOX PLUS VEO-XS Wi-Fi monitor.
- 9447 DUOX PLUS Connector.
- 4826 Power supply unit+filter DIN6 24Vdc-1.5A.
- 4802 Power supply DIN4 230Vac/12Vac/1A.



#### 49171 1/W DUOX PLUS MEMOVISION VEO-XL Wi-Fi KIT

- 73881 1/W DUOX PLUS MEMOVISION panel. S5:130x246.
- 8855 Flush box S5: 115x233x45.
- 9469 7" colour DUOX PLUS VEO-XL Wi-Fi monitor.
- 9447 DUOX PLUS Connector.
- 4826 Power supply unit+filter DIN6 24Vdc-1.5A.
- 4802 Power supply DIN4 230Vac/12Vac/1A.

### EXTENSIONS

**Indoor:** the kit allows a maximum of 3 terminals, the included one and 2 additional ones. Depending on the type of cable and distances, an additional power supply (ref.4825), line adaptor ref.3255 and/or regenerators might be required.

**Outdoor:** it is possible to extend the installation by adding more outdoor panels (up to 10). Depending on the type of cable and topology, it may be required an additional power supply (ref.4825), line adaptors ref.3255 and/or regenerators might be required.

It is possible to add an IP/DUOX PLUS CAMERA INTERFACE.  
(See pag.62)

### INSTALLATION DIAGRAM



**DISTANCES** Check the technical manual of the kit.

### DOOR LOCK

It is recommended to power the electric lock release independently, whenever possible. It is also essential for AC electric strikes, for which the power supply ref. 4802 is included in the kit. If you wish to install a 12Vdc electric lock release without an additional power supply, we recommend the low consumption Fermax model ref. 29588.

# The magic of the new in the video intercom you know



## WAY-FI PLUS KIT



### Panel


- Robust, made in aluminium. IP44 IK07. Hood included. Surface mounting.
- Colour camera with high-quality image.
- Wide angle camera 122°H and 63°V.
- Double opening (door and gate).

### Monitor

- Ultra-slim 7" Wi-Fi monitor with touch screen.
- Manual and automatic image and video capture.
- Intercommunication between monitors in the same house.
- Visualisation of Fermax WiFi IP cameras and reception of motion detection alarms (camera not included in the kit).
- Programmable "do not disturb" mode.
- 16 ringtones.

### App with call divert

- Easy pairing process via QR code.
- Direct door opening from the mobile without the need for auto-on.
- Door opening via QR codes (temporary invitations).
- Call from APP to home (with listening mode option).
- Images/video capture and visualisation from the mobile.
- Camera visualisation from the mobile and smart displays.
- Unlimited number of guests.
- Compatible with smart speakers and displays: ALEXA and GOOGLE HOME.



Not compatible with Way-Fi Kit and App

### 1571 1/W 7" WAY-FI PLUS KIT

- 1573 1/W WAY-FI PLUS video panel with hood. Panel dimensions with hood: 164x94x39mm.
- 1572 7" WAY-FI PLUS touch screen monitor with Wi-Fi. Dimensions: 222x154mm.
- 1570 WAY-FI PLUS power supply.



### EXTENSION

- INDOOR: 5 additional monitors (6 in total).
- OUTDOOR: 1 additional panel (2 in total).
- CAMERAS: Up to 4 Wi-Fi IP cameras in total per installation.

### MONITOR AND PANEL

- 1572 7" WAY-FI PLUS MONITOR
- 1573 1/W WAY-FI PLUS PANEL WITH HOOD

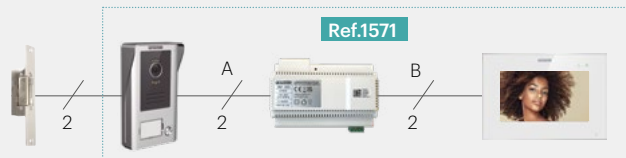
### ADDITIONAL CAMERAS

- Up to 4 Wi-Fi IP CAMERAS can be connected to the monitor.
- 9986 IP AUXILIARY CAMERA WITH Wi-Fi

### DOOR LOCK

Standard 12Vdc low consumption electric lock release ref. 29588 300N-412-S MAX with adjustable latch and short armouring type S needed. Compatible long armature ref. 2975 TYPE-G. In case of using other electric lock release, it will be necessary to use an additional power supply.

### INSTALLATION DIAGRAM



### DISTANCE TABLE

Recommended cable	Panel - Power supply	Power supply - last monitor
2x0,75mm <sup>2</sup>	110m	110m
2x1mm <sup>2</sup> Parallel cable (REF.5925)	150m	150m
CAT5 (using only two wires)	35m	35m

Dimensions: (width) x (height) x (depth) mm.




# Affordable for every type of home



## WAY KITS

- Automatic capture of images and videos with micro SD slot.
- Maximum distance 160m with 1mm<sup>2</sup> cable.
- 7" hands-free monitor with touch screen.
- Double opening (door and gate).
- Intercommunication between home monitors.

- Robust (IK07) and waterproof (IP44) outdoor panel. Hood included.
- Wide-angle colour camera with night vision (H=120°; V=90°).
- Up to 2 external analogue cameras (1 per outdoor panel).
- Up to 3 monitors in the house.
- Up to 2 outdoor panels.



### 1521 1/W 7" WAY KIT

- 1527 1/W WAY video kit panel with hood. Panel dimensions with hood: 164x94x34mm.
- 1525 7" WAY monitor. Dimensions: 222x154.
- 1440 Power supply DIN8 26VDC-2A.

### 1522 2/W 7" WAY KIT

- 1528 2/W WAY video kit panel with hood. Panel dimensions with hood: 164x94x34mm.
- 1525 7" WAY monitor (2 units). Dimensions: 222x154.
- 1440 Power supply DIN8 26VDC-2A.

The NEW WAY KITS are not compatible with any of the previous WAY KITS (ref. 1401 and ref. 1402), WAY-FI (ref. 1431) or WAY-FI PLUS (ref. 1571).

## EXTENSIONS

INDOOR: 2 monitors without additional power supply (3 in total).  
 OUTDOOR: Up to 1 additional panels (2 in total).

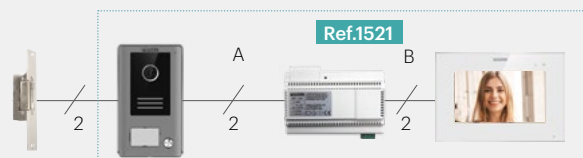
## WAY MONITORS AND PANELS

- 1525 7" WAY MONITOR
- 1527 1/W WAY PANEL
- 1528 2/W WAY PANEL

## DOOR LOCK

Standard 12Vdc low consumption electric lock release ref. 29588 300N-412-S MAX with adjustable latch and short armouring type S needed. Compatible long armature ref. 2975 TYPE-G. In case of using other electric lock release, it will be necessary to use an additional power supply.

## INSTALLATION DIAGRAM



## DISTANCES TABLE

Recommended cable	Section	A: Max. dist. panel-power supply	B: Max. distance pow.sup.-monitor
Twisted pair	2x1mm <sup>2</sup> multifilar	80m	80m
	2x0,5mm <sup>2</sup>	60m	60m

# The advantages of IP technology at the best price



## MEET NEO KIT



- Monitor with 7" capacitive touch screen. IP54 panel with flush box.
- High-quality HD colour 1.2Mpx audio and video.
- Call divert included as standard through our MEET ME App (licence for 8 mobile devices).
- Expandable up to 8 panels and 8 monitors.
- Easy assembly and installation thanks to its PoE power supply (network switch included, Plug&Play).
- Advanced functions: integration with IP cameras, intercommunication between monitors, alarm connection.



1508	1/W NEO KIT
9533	1/W MILO video panel -MEET PoE- Dimensions: 118x183x49mm
9543	1/W MILO panel flush box
14501	7" NEO MEET PoE white monitor Dimensions: 203x129x17,5mm
95411	NEO/WIT MEET monitor connector
1586	4 port PoE IP switch

### EXTENSIONS

Expandable to a maximum of 8 panels and 8 monitors.  
Possibility of intercommunication between monitors.  
For every 4 devices connected to the installation, an additional switch ref:1586 is required.

### MONITOR AND PANEL

- 9533 1/W MILO VIDEO MEET PANEL
- 14501 7" NEO MEET POE WHITE MONITOR

### ADDITIONAL CAMERA

- Up to 8 IP CAMERAS can be connected to the monitor.
- 9985 PERIPHERAL IP DOME CAMERA
  - 9982 POWER SUPPLY FOR PERIPHERAL CCTV CAMERA
  - 9984 POWER ADAPTOR FOR PERIPHERAL CCTV CAMERA
  - 1586 4 PORT POE IP SWITCH

### INSTALLATION DIAGRAM



### DOOR LOCK

Normal AC or DC operated lock release.  
Additional power supply required (not included in the kit).

\*CCTV cameras can only be viewed from the monitor's camera menu.  
During the call, the CCTV cameras are not accessible from the monitor or app.

# A unique, technologically advanced home



## MEET WIT KITS



### 1506 1/W 10" WIT KIT

- 9533 1/W MILO video panel -MEET PoE-  
Dimensions: 118x183x49mm
- 9543 1/W MILO panel flush box
- 14831 10" WIT MEET white monitor  
Dimensions: 270x168x20mm
- 95411 NEO/WIT MEET monitor connector
- 1586 4 port PoE IP switch



### 1507 1/W 10" WIT KIT "ALL BLACK"

- 953303 1/W MILO video black panel -MEET PoE-  
Dimensions: 118x183x49mm
- 9543 1/W MILO panel flush box
- 14833 10" WIT MEET black monitor  
Dimensions: 270x168x20mm
- 95411 NEO/WIT MEET monitor connector
- 1586 4 port PoE IP switch

### EXTENSIONS

Expandable to a maximum of 8 panels and 8 monitors.  
Possibility of intercommunication between monitors.  
For every 4 devices connected to the installation, an additional switch ref.1586 is required.

### MONITORS AND PANELS

- 9533 1/W MILO VIDEO PANEL -MEET POE-
- 953303 1/W MILO VIDEO BLACK PANEL -MEET POE-
- 14831 10" WIT MEET WHITE MONITOR
- 14833 10" WIT MEET BLACK MONITOR

### ADDITIONAL CAMERAS

- Up to 8 IP CAMERAS can be connected to the monitor.
- 9985 PERIPHERAL IP DOME CAMERA
  - 9982 POWER SUPPLY FOR PERIPHERAL CCTV CAMERA
  - 9984 POWER ADAPTOR FOR PERIPHERAL CCTV CAMERA
  - 1586 4 PORT POE IP SWITCH

### INSTALLATION DIAGRAM









### DOOR LOCK

Normal AC or DC operated lock release.  
Additional power supply required (not included in the kit).

# Audio Kits

## RESIDENCES AND BUSINESSES

Choose the DOOR ENTRY KIT that best suits the user's needs.

	2 WIRES (DUOX PLUS)		
	DUOX PLUS CITY KIT	DUOX PLUS CITY iLOFT KIT	DUOX PLUS MARINE iLOFT KIT
OUTDOOR PANEL	 <b>cityline</b>	 <b>cityline</b>	 <b>Marine</b>
TELEPHONE	 <b>VEO</b>	 <b>iLOFT</b>	 <b>iLOFT</b>
REFERENCES (No. of Apartments)	<b>49202 (1/W) 49212 (2/W)</b>	<b>50772 (1/W)</b>	<b>50762 (1/W)</b>
TECHNOLOGY	<b>2 wires</b>	<b>2 wires</b>	<b>2 wires</b>
PANEL MOUNTING	<b>Flush mounted</b>	<b>Flush mounted</b>	<b>Flush mounted</b>
INTEGRATED ACCESS CONTROL	<b>No</b>	<b>No</b>	<b>No</b>
No. OF ADDITIONAL PANELS	<b>9</b>	<b>9</b>	<b>9</b>
No. OF ADDITIONAL TELEPHONES	<b>2</b>	<b>2</b>	<b>2</b>
CONVERSATION MODE	<b>With handset</b>	<b>Hands-free</b>	<b>Hands-free</b>
No. OF USHBUTTONS	<b>1</b>	<b>3</b>	<b>3</b>
CALL MELODIES	<b>5</b>	<b>5</b>	<b>5</b>
VOLUME CONTROL	<b>Yes</b>	<b>Yes</b>	<b>Yes</b>
"DO NOT DISTURB" FUNCTION	<b>Yes</b>	<b>Yes</b>	<b>Yes</b>
ADDITIONAL FUNCTIONS	<b>No</b>	<b>Yes</b>	<b>Yes</b>
AUTO-ON	<b>Yes</b>	<b>Yes</b>	<b>Yes</b>

\*No extra power supply.



2 WIRES (DUOX PLUS)	4+N	
DUOX PLUS MEMOPHONE KIT	CITYLINE 4+N KIT	CITY CLASSIC 4+N KIT
		
cityline	cityline	cityline CLASSIC
		
VEO	VEO	citymax
49132 (1/W)	4860 (1/W) 4862(2/W)	6201 (1/W) 6202 (2/W)
2 wires	4+N	4+N
Flush mounted	Flush mounted	Flush mounted
Yes (keypad)	No	No
9	6	6
2	3	3
With handset	With handset	With handset
1	1	1
5	1	1
Yes	No	No
Yes	No	No
No	No	No
Yes	Yes	Yes



### 49202 1/W DUOX PLUS AUDIO CITY VEO KIT

- 40702 1/W DUOX PLUS CITY panel. S1: 130x128.
- 8948 Kit flush box S1: 115x114x45.
- 3444 DUOX PLUS VEO telephone.
- 4826 Power supply unit+filter DIN6 24Vdc-1.5A.
- 4802 Power supply DIN4 230Vac/12Vac/1A

### 49212 2/W DUOX PLUS AUDIO CITY VEO KIT

Same as ref.49202 but with 2/W audio panel (ref.40002) and 2 DUOX PLUS VEO telephones (ref.3444). Includes 1 line adaptor (ref.3255).



### 49132 1/W DUOX PLUS AUDIO MEMOPHONE CITY VEO KIT

- 49042 1/W DUOX PLUS MEMOPHONE CITY panel. Panel S5: 130x246.
- 8855 Kit flush box S5: 115x233x45.
- 3444 DUOX PLUS VEO telephone.
- 4826 Power supply unit+filter DIN6 24Vdc-1.5A.
- 4802 Power supply DIN4 230Vac/12Vac/1A



### 50772 1/W DUOX PLUS AUDIO CITY iLOFT KIT

- 40702 1/W DUOX PLUS CITY panel. Panel S1: 130x128.
- 8948 Kit flush box S1: 115x114x45.
- 3450 DUOX PLUS iLOFT telephone.
- 4826 Power supply unit+filter DIN6 24Vdc-1.5A.
- 4802 Power supply DIN4 230Vac/12Vac/1A



### 50762 1/W DUOX PLUS AUDIO MARINE iLOFT KIT

- 44332 1/W DUOX PLUS MARINE panel. Panel ST1: 150x180.
- 4641 Flush box ST1: 130x160x55.
- 3450 DUOX PLUS iLOFT telephone.
- 4826 Power supply unit+filter DIN6 24Vdc-1.5A.
- 4802 Power supply DIN4 230Vac/12Vac/1A.

## EXTENSIONS

**INDOOR:** The kit allows a maximum of 3 terminals, the included one and 2 additional ones. Depending on the type of cable and distances, an additional power supply (ref.4825), line adaptor (ref.3255) and/or regenerators might be required.

**OUTDOOR:** It is possible to extend the installation by adding more outdoor panels (up to 10). Depending on the type of cable and topology, it may be required an additional power supply (ref.4825), line adaptors (ref.3255) and/or regenerators might be required.

## INSTALLATION DIAGRAM



Dimensions: (width) x (height) x (depth) mm.



### 4860 1/W 4+N CITY AUDIO KIT

- 4845 1/W CITY 4+N panel and flush box (ref.8948).  
Panel S1: 130x128  
Kit flush box S1:115x114x45.
- 3426 VEO 4+N telephone.
- 4802 Power supply DIN4 230Vac/12Vac/1A

### 4862 2/W 4+N CITY AUDIO KIT

Same as kit ref.4860 but with 2/W CITYLINE audio panel (ref.4846) and 2 VEO 4+N telephones (ref.3426).



### 6201 1/W 4+N CITYMAX AUDIO KIT

- 8300 1/W CLASSIC panel and flush box (ref.8948).  
Panel S1: 130x12
- Kit flush box S1:115x114x45.
- 80447 4+N CITYMAX BASIC telephone.
- 4802 Power supply DIN4 230Vac/12Vac/1A

### 6202 2/W 4+N CITYMAX AUDIO KIT

Same as kit ref.6201 but with 2/W CITY CLASSIC audio panel (ref.8301) and 2 CITYMAX BASIC 4+N telephones (ref.80447).

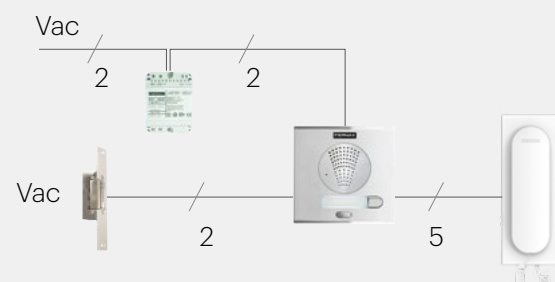
## EXTENSIONS

**INDOOR:** 3 additional telephones. It is possible to extend the installation with more telephones by adding a power supply (ref. 4812) and a call multiplier (ref. 2340).

**OUTDOOR:** It is possible to extend with 2 additional panels. Switchers are required (ref. 8819).

**NOTE:** Recommended door lock release: normal with unlocking and adjustable latch 990ND-P22 MAX (ref. 67511), or without unlocking (ref.67501 990N-P22 MAX). Large shield compatible with ref.2892 Type L22.

## INSTALLATION DIAGRAM



## CITYLINE KITS



### From 3 to 24 apartments

#### 4863 3/W 4+N CITY AUDIO KIT



3/W CITY panel and flush box.  
Panel S4: 130x199.  
Flush box (ref.8949) S4: 115x185x45.  
3426 VEO 4+N telephone (3 units).  
4802 Power supply 12Vac/1A. DIN4.

x3

#### 4866 6/W 4+N CITY AUDIO KIT



6/W CITY panel and flush box.  
Panel S4: 130x199.  
Flush box (ref.8949) S4: 115x185x45.  
3426 VEO 4+N telephone (6 units).  
4802 Power supply 12Vac/1A. DIN4.

x6

#### 4865 10/W 4+N CITY AUDIO KIT



10/W CITY panel and flush box.  
Panel S5: 130x246.  
Flush box (ref.8855) S5: 115x233x45.  
3426 VEO 4+N telephone (10 units).  
4802 Power supply 12Vac/1A. DIN4.

x10

#### 4869 14/W 4+N CITY AUDIO KIT



14/W CITY panel and flush box.  
Panel S6: 130x294.  
Flush box (ref.8856) S6: 115x280x45.  
3426 VEO 4+N telephone (14 units).  
4802 Power supply 12Vac/1A. DIN4.

x14

#### 4874 18/W 4+N CITY AUDIO KIT



18/W CITY panel and flush box.  
Panel S7: 130x341.  
Flush box (ref.8857) S7: 115x328x45.  
3426 VEO 4+N telephone (18 units).  
4802 Power supply 12Vac/1A. DIN4.

x18

#### 4876 22/W 4+N CITY AUDIO KIT



22/W CITY panel and flush box.  
Panel S8: 130x389.  
Flush box (ref.8858) S8:115x375x45.  
3426 VEO 4+N telephone (22 units).  
4802 Power supply 12Vac/1A. DIN4.

x22

#### KITS EXTENSIONS AND ACCESSORIES

- 2<sup>nd</sup> Access: Requires panels and flush box (see section 4+N) + audio switcher (ref.8811) + voltage distributor 12Vac/12Vdc (ref.88231).
- In the apartment: up to 3 telephones (ref.3426) without additional power supply.
- Recommended door lock: 990N-P22 MAX (ref.67501).

**NOTE:** These kits include the Basic amplifier. (See page 90 to find out the differences between Basic and Complete amplifier).

#### 4864 4/W 4+N CITY AUDIO KIT



4/W CITY panel and flush box.  
Panel S4: 130x199.  
Flush box (ref.8949) S4: 115x185x45.  
3426 VEO 4+N telephone (4 units).  
4802 Power supply 12Vac/1A. DIN4.

x4

#### 4868 8/W 4+N CITY AUDIO KIT



8/W CITY panel and flush box.  
Panel S4: 130x199.  
Flush box (ref.8949) S4: 115x185x45.  
3426 VEO 4+N telephone (8 units).  
4802 Power supply 12Vac/1A. DIN4.

x8

#### 4867 12/W 4+N CITY AUDIO KIT



12/W CITY panel and flush box.  
Panel S5: 130x246.  
Flush box (ref.8855) S5: 115x233x45.  
3426 VEO 4+N telephone (12 units).  
4802 Power supply 12Vac/1A. DIN4.

x12

#### 4871 16/W 4+N CITY AUDIO KIT



16/W CITY panel and flush box.  
Panel S6: 130x294.  
Flush box (ref.8856) S6: 115x280x45.  
3426 VEO 4+N telephone (16 units).  
4802 Power supply 12Vac/1A. DIN4.

x16

#### 4875 20/W 4+N CITY AUDIO KIT



20/W CITY panel and flush box.  
Panel S7: 130x341.  
Flush box (ref.8857) S7: 115x328x45.  
3426 VEO 4+N telephone (20 units).  
4802 Power supply 12Vac/1A. DIN4.

x20

#### 4877 24/W 4+N CITY AUDIO KIT



24/W CITY panel and flush box.  
Panel S8: 130x389.  
Flush box (ref.8858) S8:115x375x45.  
3426 VEO 4+N telephone (24 units).  
4802 Power supply 12Vac/1A. DIN4.

x24



# CITY CLASSIC KITS


## From 3 to 24 apartments

### KITS EXTENSIONS AND ACCESSORIES

- 2<sup>nd</sup> Access: Requires panels and flush box + audio switcher (ref.8811) + voltage distributor 12Vac/12Vdc (ref.88231).
- In the apartment: up to 3 telephones (ref.80447) without additional power supply.
- Recommended door lock: 990N-P22 MAX (ref.67501).


**NOTE:** These kits include the Basic amplifier. (See page 90 to find out the differences between Basic and Complete amplifier).

#### 6203 3/W 4+N CITYMAX AUDIO KIT




3/W CITY CLASSIC panel and flush box (flush box included ref.8949).  
Panel S4: 130x199.  
Flush box S4: 115x185x45.  
80447 CITYMAX BASIC telephone (3 units).  
4802 Power supply 12Vac/1A. DIN4.

#### 6206 6/W 4+N CITYMAX AUDIO KIT




6/W CITY CLASSIC panel and flush box (flush box included ref.8949).  
Panel S4: 130x199.  
Flush box S4: 115x185x45.  
80447 CITYMAX BASIC telephone (6 units).  
4802 Power supply 12Vac/1A. DIN4.

#### 6210 10/W 4+N CITYMAX AUDIO KIT




10/W CITY CLASSIC panel and flush box (Flush box included ref.8855).  
Panel S5: 130x246.  
Flush box S5: 115x233x45.  
80447 CITYMAX BASIC telephone (10 units).  
4802 Power supply 12Vac/1A. DIN4.

#### 6214 14/W 4+N CITYMAX AUDIO KIT




14/W CITY CLASSIC panel.  
Panel S6: 130x294.  
8856 Flush box S6: 115x280x45.  
80447 CITYMAX BASIC telephone (14 units).  
4802 Power supply 12Vac/1A. DIN4.

#### 6218 18/W 4+N CITYMAX AUDIO KIT




18/W CITY CLASSIC panel.  
Panel S7: 130x341.  
8857 Flush box S7: 115x328x45.  
80447 CITYMAX BASIC telephone (18 units).  
4802 Power supply 12Vac/1A. DIN4.

#### 6222 22/W 4+N CITYMAX AUDIO KIT




22/W CITY CLASSIC panel.  
Panel S8: 130x389.  
8858 Flush box S8: 115x375x45.  
80447 CITYMAX BASIC telephone (22 units).  
4802 Power supply 12Vac/1A. DIN4.

#### 6204 4/W 4+N CITYMAX AUDIO KIT




4/W CITY CLASSIC panel and flush box (flush box included ref.8949).  
Panel S4: 130x199.  
Flush box S4: 115x185x45.  
80447 CITYMAX BASIC telephone (4 units).  
4802 Power supply 12Vac/1A. DIN4.

#### 6208 8/W 4+N CITYMAX AUDIO KIT




8/W CITY CLASSIC panel and flush box (flush box included ref.8949).  
Panel S4: 130x199.  
Flush box S4: 115x185x45.  
80447 CITYMAX BASIC telephone (8 units).  
4802 Power supply 12Vac/1A. DIN4.

#### 6212 12/W 4+N CITYMAX AUDIO KIT




12/W CITY CLASSIC panel and flush box (Flush box included ref.8855).  
Panel S5: 130x246.  
Flush box S5: 115x233x45.  
80447 CITYMAX BASIC telephone (12 units).  
4802 Power supply 12Vac/1A. DIN4.

#### 6216 16/W 4+N CITYMAX AUDIO KIT




16/W CITY CLASSIC panel.  
Panel S6: 130x294.  
8856 Flush box S6: 115x280x45.  
80447 CITYMAX BASIC telephone (16 units).  
4802 Power supply 12Vac/1A. DIN4.

#### 6220 20/W 4+N CITYMAX AUDIO KIT



20/W CITY CLASSIC panel.  
Panel S7: 130x341.  
8857 Flush box S7: 115x328x45.  
80447 CITYMAX BASIC telephone (20 units).  
4802 Power supply 12Vac/1A. DIN4.

#### 6224 24/W 4+N CITYMAX AUDIO KIT



24/W CITY CLASSIC panel.  
Panel S8: 130x389.  
8858 Flush box S8: 115x375x45.  
80447 CITYMAX BASIC telephone (24 units).  
4802 Power supply 12Vac/1A. DIN4.





# DUOX<sup>plus</sup>

It takes 2 to connect





Solutions for buildings.  
The only fully digital system  
in 2 wires.

**DUOX PLUS** is the digital technology that simplifies installations, exceeds expectations and enables us to connect people and homes with the world.

It offers higher performance and increased capacity, is faster and more user-friendly. Above all, it brings us to a new dimension where all information (audio, video and data) is digital and transported using only two non-polarised wires.





# A system designed for the professional installer ...

## Wiring **flexibility**

### 2 NON-POLARISED WIRES

#### **Compatible with a wide variety of wiring.**

In retrofit installations, DUOX PLUS can be installed using existing wiring.

Reduced errors, simplified installation on only 2 non-polarised wires.

## **Simplicity** of installation

It saves time during installation and maintenance.

## Easy **programming**

**Monitors:** one person can program the installation in a few seconds directly from the OSD menu.

**Panels: digital panels** are programmed from the keypad, while on our **pushbutton** panels, the amplifier includes a voice-guided programming system.

## **Scalable** system

For all kinds of projects; large or small, simple or complex, vertical structures or horizontal installations.

## **Digital** transmission

**FULL DIGITAL.** All information (audio, video and data) is fully digital, ensuring the same audio and video quality throughout the installation.

... and for **the end-user**

DUOX<sup>plus</sup>

DUOX PLUS



## Connectivity

Our Wi-Fi video door entry systems open up the world of connectivity to every type of building and home, with call forwarding to mobile phones built into even the most basic monitors.

## Security Photocaller

The video intercom automatically captures an image of the caller on the monitor, and on the mobile phone in case of Wi-Fi models.

## Accessibility

Adapted and accessible products for everyone, both inside and outside the home.

## Convenience

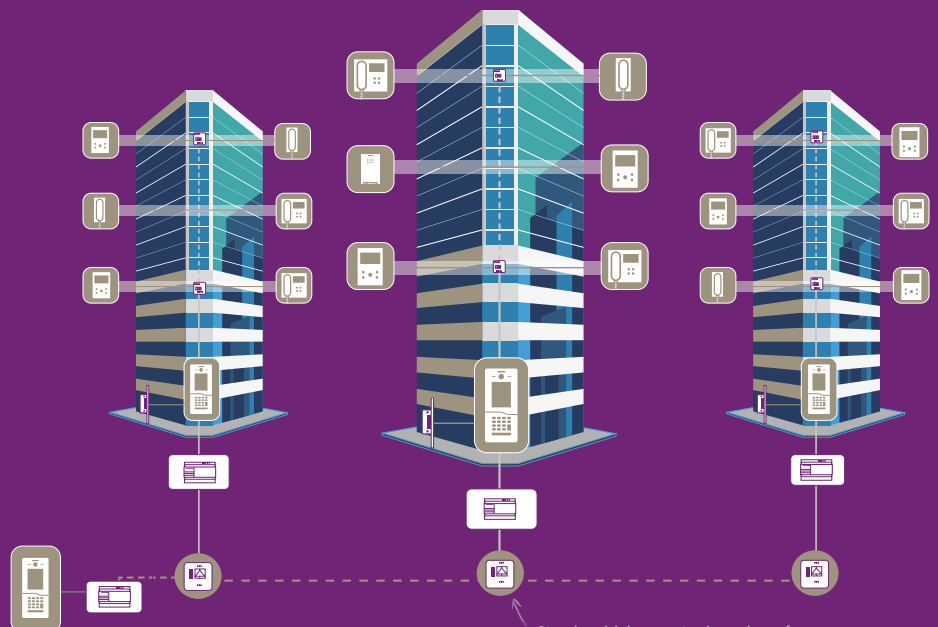
Access to the video intercom from any device, mobile or tablet, to answer calls and open the door with a single click or with voice.



# DUOX plus


The world's first  
100% digital  
Smart System  
in 2 wires

For all types of  
projects with  
**longer distances,**  
**vertical**  
**structures**  
or **horizontal**  
installations.



Simply add the required number of regenerators  
depending on the distances.





The most powerful and fastest 2-wire system to install and program.



Consistent quality throughout the installation.



Up to 10 panels and 10 guard units at the general entrance.



Maximum point to point distance without regeneration: 500m.



Installation using existing wiring.



Up to 100 blocks and sub-blocks.



Up to 10 panels and 10 guard units in each building or block of apartments.



2 communication channels within the same block.



Smart accessories for installations of all sizes.



Maximum distance between extremes of the installation: 3.000m.

A simplified 2-wire installation without polarity throughout the entire installation. DUOX PLUS is a highly flexible system that can be **installed with most of the existing cables**. It is a digital system and hence it enables to avoid electrical interferences or analogue noise and maintains the same **optimum audio and video quality throughout the entire installation**, from the first apartment in the project to the most distant one.

The DUOX PLUS system is installed in the same way for both audio and video, allowing the users to choose which terminal they prefer to have it at home. Additionally, it is the only 2-wire system that can allow two communication channels in the same block, i.e. two panels calling two different apartments at the same time. It has a built-in voice guided programming system in pushbutton outdoor panels and configuration via graphic menu in digital panels and monitors. Its digital technology adapts to all types of topologies and distances, making it possible to successfully install any project: from small individual buildings to large residential projects.

All these features make DUOX PLUS the fastest system to quote, install and program.

A system that can be perfectly adapted to all situations, both for new construction and retrofit.



IP65 IK08

Wide-angle camera

5" graphic display

Presence sensors

LED wave with status illumination

Backlit keypad

Speaker



It has **2 digital MEMS microphones (Micro Electro Mechanical System)**, which dynamically and adaptively capture and filter out environmental noise and guarantee clean audio on the monitor or handset so that the user hears no background noise, echoes or cuts.

# cora

by FERMAX



## FEATURES

**Duox Plus** technology, **100%** digital **two wires**.

Free **call divert** for all apartments in the installation with a Wi-Fi monitor.

Made in strong and durable **anodised aluminium**.

**Ultra-slim**, only 1 cm thick when flush mounted and 3 cm when surface mounted.

Highly watertight and robust: **IP65 IK08**.

**Simple** and intuitive **installation** with 1 screw.

**720p wide-angle camera** (vertical=80°, horizontal=120°).

**5" LCD screen** customisable by the installer (images and messages).

Light and **presence sensor**.

Wave of LEDs with **illumination and movements that signal status**.

**Backlit mechanical keypad** with a dot on the key 5 and embossing on the bell key.

**Advanced processor** with 4-core CPU+GPU.

**Multi-language voice synthesiser** (32 languages), bilingual message configuration and customisable language.

**Mirror mode (retroviev)**. It allows the visitors to see their own image and thus to position themselves to be seen correctly.

Assisted **alphanumeric dialling**.

**Possibility to create backup copies** of users and configuration.

**High-quality audio** thanks to the **CDS (Cora Dynamic Sound)** system, which includes a speaker and 2 digital MEMS microphones.

**Access control** via keypad and integrated (EM 125Khz) proximity reader.

**Postman access code** via keypad or proximity readers restricted by hours and days.

**Configuration from mobile, tablet or computer**, via a web server without having to open the panel.

An optional **inductive loop** can be connected for people with hearing aids.

Built-in **DUOX PLUS installation tester**.



## CORA PANEL S6

**CORA** represents the excellence and evolution of Fermax's DUOX PLUS outdoor panels, not only for its elegant aesthetics, but also for being one of the most interactive entrance panels on the market, both for the user and the installer.

### CAMERA

It includes a wide-angle 720p colour camera (Vertical=80°, Horizontal=120°) with integrated scene lights on both sides of the camera as well as a camera zoom adjustment system. The camera image adjustment is done from a mobile, tablet or computer using a web browser.

### WAVE

A wave of leds separates the display from the keypad. It is not only a decorative element, but it also **interacts with the user by reinforcing the status that appears on the display**, giving personality to our panel.

**Status:** Calling, In communication, Door Open, Channel Busy and In maintenance.



## DISPLAY

It is a very high-tech panel with a **4-core CPU+GPU processor**.

Its **5" LCD screen with 640 x 480px resolution is customisable** by the installer (messages and images).

The display is activated by **presence sensors** or by pressing a key.

The display brightness can be set to adjust automatically according to the ambient light level.

It includes the **Retroview function**, which allows the visitors to see the video captured by the camera during calls and conversations in real time and thus better position themselves in front of the panel to be seen perfectly.

**User interface with iconography for guided and intuitive use.**

Calls can be made in two ways:

- **by entering** the corresponding code assigned to the home + the "bell" key.
- **by searching** in the electronic directory of the resident or concierge and once found, by pressing the "bell" key.

The call can be numerical, alphanumeric, by blocks, etc.

It is **possible to call the concierge directly by pressing the BELL key**. If there is more than one, the list is displayed for selection.



## AUDIO QUALITY

High-quality audio thanks to the CDS (Cora Dynamic Sound) system.



**It incorporates a speaker and 2 digital MEMS microphones**, which dynamically and adaptively capture and filter out environmental noise and guarantee clean audio on the monitor or handset so that the user hears no background noise, echoes or cuts. **The speaker volume can be self-regulated** to adapt to different environment noise sound levels (**day-night**).





### KEYPAD

**Backlit mechanical keypad** with embossing on the key 5, so that visually impaired people can locate themselves in the centre of the keypad, and a counter-embossing on the Bell to identify the call key.

The illumination of the Call  and Cancel  keys changes colour depending on the status.

### CONFIGURATION AND PROGRAMMING

**The configuration is very simple and can be done from a mobile/tablet/PC, using a browser and without having to open the panel.** To do this, the installer must stand close to it and connect to the **Wi-Fi access point** generated by it. In this way, it will be **possible to set it up**:

- Configuration parameters.
- Directory of residents and concierges.
- Access control (keypad codes, proximity key fobs).
- Installation test.
- Firmware version update.
- Uploading and **customising** images, logos, text and voice messages (2 languages can be selected to be played consecutively).
- Possibility to configure a postman access code, for the configured days of the week and timetable.
- Possibility to create backup files of users (on mobile/tablet/PC via browser) and configuration.

### ROBUSTNESS

CORA is made in **anodised aluminium with no visible screws**. It has an **IP65** degree of watertightness and maximum protection against dust and rain. It has a very high mechanical impact resistance rating of **IK08**, making it practically vandal-proof.

### ACCESS CONTROL

- Door opening via **keypad code** (up to 10,000 different users / codes).
- Door opening using RFID (EM 125Khz) **proximity key fob** via the proximity reader included as standard in the panel (up to 10,000 fobs).
- **Combination of the previous two** for greater security.

### VILLA MODE

**It is possible to configure the panel to operate as a villa panel.** In this case, the call will be made by pressing the BELL key directly. This makes CORA the video door entry solution for villas that look for distinction, elegance and technology, as well as security, as the access control functions by keypad code, proximity key fobs or a combination of both will still be available.



### MOUNTING

**CORA is installed with only 1 screw.**

Ultra-slim, **only 1 cm thick when flush mounted and 3 cm when surface mounted.**

The installation boxes for the CORA panel must be ordered separately.

Its size fits perfectly into the **Fermax S6 flush box of the Cityline and CityClassic panels.**

Its small size allows for replacing older installations with more advanced technology and **with virtually no work.**

For retrofits, an existing City/Skyline flush box (S6 or S8 depending on the CORA size) can be adapted by ordering a separate flush mounting set ref. 7708.

Other accessories are also available, such as decorative frame, angular complement, hood and directory panel (the latter only for CORA S6). It is possible to combine two or more panels, as long as they are from the same series. In the case of flush mounting, to fit them perfectly, you must use a set of joining bolts ref. 8829 for every two panels that are installed.

### ACCESSIBILITY

CORA offers **visual and audible notifications**, and there is also the possibility to connect an **inductive loop** (ref.7722) for people with hearing aids or hearing impairment.

### CORA PANELS



#### CORA PANEL S6

##### 7701 DUOX PLUS CORA PANEL S6

Panel dimensions S6: 130x295,5x27,6 mm

##### 7702 CORA DIRECTORY PANEL S6

Panel dimensions S6: 130x295,5x27,6 mm

It can be mounted on both sides of the **CORA panel**, even several together (up to 3).

1 directory can be powered from the panel. If there are 2 or 3 directory panels, these must be supplied with an additional power supply.

A directory panel can be installed together with CORA S6 panels in order to record the name corresponding to each apartment code or any other additional information. It includes LEDs for illumination.



#### CORA PANEL S8

**CORA** in size **SERIE 8** facilitates retrofits in existing Cityline/Skyline S8 flush boxes (in this case, the CORA PANEL FLUSH MOUNTING SET ref.7708 must be ordered separately).

It can also accommodate the DESFIRE SKYLINE PROXIMITY READER (ref.7463) or RFID proximity readers from other manufacturers, if required. The black front part can be replaced by the front display with proximity iconography (ref. 7720), which includes a fixing element for these additional readers. The additional proximity reader can be connected to an external door controller or the Wiegand input of the panel, or send the identifiers read from the integrated EM 125KHz reader to an external controller, such as AC-MAX (ref.5223 or ref.5224).

##### 7711 DUOX PLUS CORA PANEL S8

Panel dimensions S8: 130x390,5x27,6 mm

NOTE: iLOFT telephone ref.3450 is NOT compatible with the CORA panel.



Panel accessories



Flush box



Surface box



Hood with flush box




Hood with surface box



Angular complement

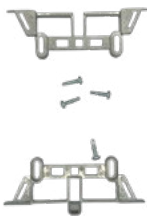


Double single



Double frame

	FLUSH BOX	SURFACE BOX	HOOD (Flush and surface)	ANGULAR COMPLEMENT	FRAME	
					SIMPLE	DOUBLE
<b>S6</b>	<b>ref.7703</b> 115x280x45	<b>ref.7709</b> 130x295,5x20	<b>ref.7705</b> 130x12x31	<b>ref.7704</b>	<b>ref.7706</b> 225x415x3	<b>ref.7707</b> 355x415x3
<b>S8</b>	<b>ref.7713</b> 115x375x45	<b>ref.7719</b> 130x390,5x20	<b>ref.7705</b> 130x12x31	<b>ref.7714</b>	<b>ref.7716</b> 225x510x3	<b>ref.7717</b> 355x510x3



Ref.7708



Ref.8829

<b>7720</b>	<b>CORA PROXIMITY FRONT VISOR</b>
<b>7722</b>	<b>CORA PANEL INDUCTIVE LOOP</b>

<b>7708</b>	<b>CORA PANEL FLUSH MOUNTING SET</b>
Only necessary when retrofitting into standard City / Skyline S6 (ref.8856) or S8 (ref.8858) flush boxes. This accessory is NOT necessary when using the CORA S6 (ref.7703) or S8 (ref.7713) flush boxes.	

<b>8829</b>	<b>JOINING BOLTS SET</b>
It allows to combine two or more frames. One set is required for each additional frame installed on flush box.	



### SKYLINE PANEL

#### 3.5" graphic display on digital panels:

- Display activation by presence sensors.
- Electronic directory agenda of residents.
- Menu-driven configuration from the keypad.
- Information pictograms (One-To-One) with the communication status (calling, in communication, door open, channel busy).
- Upload images, logos and personalised messages.
- Alphanumeric call to apartment.

#### Keypad:

- The metallic keypad is made of zamak. It has permanent backlighting.
- The keypad can be used to open the door by entering a previously programmed PIN code. The number of different users/codes allowed in the DUOX PLUS system is 10,000.

#### Proximity reader:

- 125KHz (EM) or 13,56MHz (Mifare / Desfire) technology. Recommended: DESFIRE.
- Two configuration modes: standalone (up to 400 users).
- Wiegand-26 (up to 10.000 users if connected to the display).

Modular panel.

Made in anodised aluminium (IP43 IK07).


Chromed zamak pushbuttons and reinforcements.

Wide angle colour camera (Vertical=80°, Horizontal=120°).

Illumination for vision in low-light conditions.

The module-frame clip-on assembly system is very simple and effective. The modules fit perfectly into the profile.

Watertight tapes prevent water and dirt to get in. Once the panel is assembled, the different modules are connected to each other.



The wizard to create your SKYLINE



"Identifiers cannot be copied"

SKYLINE consists of **9 DIFFERENT-SIZED FRAMES** where different modules can easily be fitted. Modules come in 2 sizes, designated V and W. W is twice the size of V.

### FRAMES



### VIDEO AND AUDIO



**ref.73911**  
Video W

**ref.73902**  
Audio W

### DOUBLE PUSHBUTTONS



**ref.7371**  
8 PUSH. 2x4 W

**ref.7372**  
4 PUSH. 2x2 V

**ref.7376**  
2 PUSH. 2x1 V

### SINGLE PUSHBUTTONS



**ref.7367**  
4 PUSH. 1x4 W

**ref.7368**  
2 PUSH. 1x2 V

**ref.7375**  
1 PUSH. 1x1 V

### INFORMATIVE MODULES



**ref.7445**  
Panoramic  
cardholder W

**ref.7444**  
Panoramic  
cardholder V

**ref.7448**  
OneToOne V

**ref.7452**  
OneToOne V  
with inductive loop

### ACCESS CONTROL



**ref.7438**  
Memokey  
keypad W

**ref.7463/7440**  
Proximity reader V  
Desfire / EM

### DIGITAL MODULES



**ref.7439**  
Direct keypad W

**ref.7470**  
Graphic display W

**ref.7457**  
Digital  
keypad W

### ACCESSORIES



**ref.7443**  
Metallic complement W

**ref.7442**  
Metallic complement V

### Access control modules



ref.7438/5191

#### KEYPADS

7438 MEMOKEY W		
<b>Authentication:</b> Pin	<b>Aesthetics:</b> Cityline	<b>Users:</b> 100
Backlighted stand-alone keypad with signal LEDs. It activates the door lock release when a code up to 6 digits is entered. It allows to register 100 different codes that can activate 1 or 2 relays. Power supply: 12Vac/Vdc.		
5191 WIEGAND SKYLINE KEYPAD		
<b>Authentication:</b> Pin	<b>Aesthetics:</b> Cityline	
Keypad with Wiegand output for connection to a stand-alone controller ref.5193 or access control system.		



PROXIMITY  
ref. 7463/7440/7461

#### READERS

7463 SKYLINE DESFIRE PROXIMITY READER		
<b>Authentication:</b> Proximity (DESFIRE)	<b>Aesthetics:</b> Skyline	<b>Users:</b> 400
It manages up to 400 cards in stand-alone mode. Power supply: 12Vac/dc. It allows door opening when approaching a proximity card or a key fob to the module.		
7461 SKYLINE WG MIFARE/EM PROXIMITY READER V		
Reader with Wiegand output for connection to external controller mini 5276 or access control system.		
7440 EM PROXIMITY READER V		
<b>Authentication:</b> Proximity (EM)	<b>Aesthetics:</b> Skyline	<b>Users:</b> 400
It manages up to 400 cards in stand-alone mode. Power supply: 12Vac/dc. It allows door opening when approaching a proximity card or a key fob to the module.		
2306 PRIVATE PROGRAMMING KEYPAD		
Allows to manually deactivate lost identifiers. Only for ref. 7440 EM PROXIMITY READER V.		



ref.2306



ref.5291

#### RF

5291 RECEPTOR BASIC-MINI	
To be installed in audio/video door entry panels. Remote control opening with secured code.	

#### IDENTIFIERS

DESFIRE			MIFARE		EM				RF 868Mhz	
KEY FOB	CUSTOM KEY FOB	CARD	KEY FOB	TARJETA	KEY FOB	CUSTOM KEY FOB	CARD	BRACELET	REMOTE CONTROL	
4532	4529*	4531	52740	52750	4515	4519*	23361	6949	5259	5231
AT NO ADDITIONAL COST										

\*Please consult conditions.

"Identifiers cannot be copied"



### Panel accessories



#### 8829 JOINING BOLTS SET

It allows to combine two or more frames. One set is required for each additional frame installed on flush box.



A cable is required per each additional frame in order to connect the pushbuttons modules between both frames (70 cm).

#### 2541 DUOX PLUS/VDS CONNECTION CABLE (6W)

#### 2542 DUOX PLUS/VDS CONNECTION CABLE (5W)

This cable is suitable only for Cityline and Marine pushbutton panels.

								
	FLUSH BOX	SURFACE BOX	SIMPLE	DOUBLE	MODULAR FRAME*	SIMPLE	DOUBLE	ANGULAR COMPLEMENT
S1	ref.8851 115x114x45	ref.7061 130x128x33	ref.8400 135x130	-	ref.9191 211x210	ref.8251 225x310	-	ref.8378
S2	ref.8852 115x138x45	ref.7062 130x151x33	ref.8401 135x155	-	ref.9192 211x234	ref.8252 225x310	-	ref.8379
S3*	ref.8853 115x162x45	ref.7063 130x175x33	ref.8402 135x177,5	-	ref.9193 211x257	ref.8253 225x375	-	ref.8380
S4	ref.8854 115x185x45	ref.7064 130x199x33	ref.8403 135x203	ref.8411 265x203	ref.9194 211x281	ref.8254 225x375	ref.8427 355x385	ref.8381
S5	ref.8855 115x233x45	ref.7065 130x246x33	ref.8404 135x250	ref.8412 265x250	ref.9195 211x329	ref.8255 225x375	ref.8428 355x385	ref.8382
S6	ref.8856 115x280x45	ref.7066 130x294x33	ref.8405 135x300	ref.8413 265x300	ref.9196 211x376	ref.8256 225x450	ref.8429 355x460	ref.8383
S7	ref.8857 115x328x45	ref.7067 130x341x33	ref.8406 135x345	ref.8414 265x345	ref.9197 211x424	ref.8257 225x450	ref.8430 355x460	ref.8384
S8	ref.8858 115x375x45	ref.7068 130x389x33	ref.8407 135x393	ref.8415 265x393	ref.9198 211x471	ref.8258 225x450	ref.8431 355x460	ref.8385
S9	ref.8982 115x420,5x45	ref.7069 130x436,5x33	ref.8480 135x440,5	ref.8483 265x440,5	ref.9199 211x519	ref.8259 225x495	ref.8474 355x500	ref.8386
S10	ref.8983 115x471x45	ref.7081 130x486x33	ref.8481 135x488	-	-	ref.8264 225x543	-	ref.8387

\* 3 Series only for Cityline

To make DOUBLE modular frames, add to the SINGLE frame a DOUBLE PANEL MODULAR FRAME KIT (ref.9200) Horizontal: 341mm.

To make TRIPLE modular frames, add to the SINGLE frame a TRIPLE PANEL MODULAR FRAME KIT (ref.9201) Horizontal: 471mm.



**IP65 IK09**

### MARINE PANEL


#### 3.5" graphic display on digital panels:

- Display activation by presence sensors.
- Electronic directory agenda of residents.
- Menu-driven configuration from the keypad.
- Information pictograms (One-To-One) with the communication status (calling, in communication, door open, channel busy).
- Upload images, logos and personalised messages.
- Alphanumeric call to apartment.

#### Keypad:

- The metallic keypad is made of zamak. It has permanent backlighting.
- The keypad can be used to open the door by entering a previously programmed PIN code. The number of different users/codes allowed in the DUOX PLUS system is 10,000.


#### Proximity reader:

- 125KHz (EM) or 13,56MHz (Mifare / Desfire) technology. Recommended: DESFIRE. 
- Two configuration modes: standalone (up to 400 users).
- Wiegand-26 (up to 10.000 users if connected to the display).




**IP65 IK09** vandal-proof door entry panel.  
Made in stainless steel, 2.5mm-thick.

**AISI 316L**  
AISI 316L steel, of high quality and resistant to extreme or adverse climatic conditions, wet or corrosive climates.



Wide angle colour camera (Vertical=85°, Horizontal=125°).



Illumination for vision in low-light conditions.

### Pushbutton Marine panel



ref.44438  
150x180




ref.44338  
150x180



ref.44348  
150x180

<b>44438</b>	<b>1/W BLACK MARINE DUOX PLUS VIDEO PANEL</b>
<b>44338</b>	<b>1/W MARINE DUOX PLUS VIDEO PANEL</b>
<b>44348</b>	<b>2/W MARINE DUOX PLUS VIDEO PANEL</b>
<b>4641</b>	<b>S1 FLUSH BOX</b> Dimensions: 130x160x55mm
<b>4645</b>	<b>S1 SURFACE BOX WITH HOOD</b> Dimensions: 154x184x96mm
<b>4701</b>	<b>S1 HOOD FOR FLUSH BOXES</b> Dimensions: 184x154x40mm

FLUSH OR SURFACE BOX must be requested separately. The surface boxes include a hood.

 "Identifiers cannot be copied"

### Digital Marine panel



ref.55261  
150x360

ref.5471  
150x360

- The **DIGITAL MARINE** panel includes a keypad to call the apartments by dialling the door number or the corresponding code.
- A **DIRECTORY DISPLAY** allows to search for the residents and their door number.
- Once the code is dialled, press the **BELL KEY** to call.
- The metallic keys are made of zamak. It has permanent backlighting.
- Through the keypad it is possible to activate the installation's electric lock with a previously programmed PIN.
- 10.000 different users/codes in DUOX PLUS system.

**55261 DUOX PLUS DIGITAL MARINE VIDEO PANEL ST3**

**5471 MARINE ST3 DIRECTORY PANEL**



ref.55289

ref.55282

**55282 DUOX PLUS DIGITAL MARINE VIDEO PANEL DESFIRE**

**55289 DUOX PLUS DIGITAL 1/W MARINE VIDEO PANEL PROX.**

In addition to being able to call the main guard unit by pressing the "bellkey", these outdoor panel models also include a pushbutton to call directly any DUOX PLUS ref. 9423 guard unit in the installation (for example, to call from a block panel to the guard unit at the General Entrance). That guard unit address must be previously configured by the installer.

	<b>SERIES ST3</b> Panel: 150x360	<b>SERIES ST3+</b> Panel: 150x420	<b>SERIES ST4</b> Panel: 150x485
<b>FLUSH BOX</b>	ref.4643 130x340x55	ref.4653 130x400x55	ref.4644 130x465x55
<b>SURFACE BOX (with hood)</b>	ref.4647 154x364x96	ref.4654 154x423x96	ref.4648 154x489x96
<b>HOOD (for flush boxes)</b>	ref.4703	ref.4655	ref.4704

# Marine Elite panel

UNIQUELY FERMAX. SPECIALLY  
MADE FOR YOU!




Our  
differentiating  
proposal to  
make your  
projects  
unique

FERMAX has a **laser-cut machining line for stainless steel panels.**

This process allows us to offer **complete flexibility when it comes to making the MARINE panel required** with optimal delivery time.

The MARINE Elite panels are **available in several colours**: indicate the desired RAL when ordering your panel.



**NEW**  
Brass finish

- Special **formats** and **dimensions**.
- Available in **all RAL colours**.
- **Laser logo or text marking**. The engraving is only available on the panels in stainless steel colour.



**PROELITE**  
The wizard to  
create your  
Marine Elite panels.



## MANUFACTURING PROCESS OF MARINE PANELS



You can find the SPECIAL MARINE application form at: <https://fermax.com/intl-en/tools/special-panels>

### 31728 DUOX PLUS MARINE ELITE PANEL

The following variants are available on request:

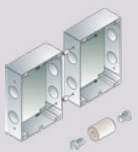
- Panel with special formats and dimensions.
- Integration of access control modules and special combinations with amplifier, pushbuttons and other accessories.
- Laser logo marking. The engraving of the panels is only available on steel-coloured panels. Other colours cannot be engraved.
- Engraving of house number and messages.
- Pushbuttons without card holder.
- Backlighting.
- The maximum number of pushbuttons that can be mounted within a single Marine panel with DUOX PLUS amplifier is 99.

### 4579 MARINE ELITE RAINHOOD (FOR FLUSH MOUNTING)

### 4580 MARINE ELITE FLUSH BOX

### 4581 MARINE ELITE SURFACE BOX WITH RAINHOOD

## Pushbutton and digital accessories



ref.2289



ref.2441



ref.2008

### 2289 MARINE JOINING BOLTS SET FOR FLUSH BOX

Allows flush-mounted boxes of the same series to be joined laterally. One set is required for each additional outdoor panel.

### 2441 16 CALL EXTENSION MODULES

### 2008 8 CALL EXTENSION MODULES

MARINE ELITE door stations with pushbuttons (except for 1 and 2-way door stations), always require a call extension module depending on the number of pushbuttons (ref. 2008 - 8 call extension module, ref. 2441 - 16 call extension module).

All monitors are available in standard and Wi-Fi models.


## VEO Monitor

4.3" (16:9) colour screen  
With handset



## VEO-XS Monitor

4.3" (16:9) colour screen  
Hands-free



Made of high-impact ABS white plastic.

Silicone buttons.

Surface installation.

Additional configurable functions such as activating second access, courtesy light, etc. (DUOX PLUS relay required).

Colour screen with OSD menu.

Do not disturb function.

Settings: contrast, brightness, colour and volume.

Date and time setting.

Apartment entrance doorbell.

Automatic image capture per call (memory up to 150 photos).

Auto-on: activate the outdoor panel and switch the display to another panel or camera.

Doormatic function (VEO-XS y VEO-XL): Automatic door opening for professionals (offices, clinics, etc.).

The same wall mounting connector is used for all monitor models. This makes the installer's job easier and provides great flexibility, allowing each resident in the building to choose the monitor they prefer.

# VEO-XL Monitor

7" (16:9) colour screen  
Hands-free



BLUE is now....



## Call divert to mobile.

All **Wi-Fi monitors** are equipped with Wi-Fi connection that allows forwarding calls to mobile devices to enjoy the DuoxMe service free of charge.

The **DuoxMe application** allows end-users to manage the functions of the video door entry system and much more directly from their smartphone or tablet.



9446	DUOX PLUS VEO Wi-Fi MONITOR	
9456	DUOX PLUS VEO Wi-Fi MONITOR WITH INDUCTIVE LOOP	
9445	DUOX PLUS VEO MONITOR	
9455	DUOX PLUS VEO MONITOR WITH INDUCTIVE LOOP	
Dimensions: 200x200x23mm (44 mm with handset).		
9449	DUOX PLUS VEO-XS Wi-Fi MONITOR	
9459	DUOX PLUS VEO-XS Wi-Fi MONITOR WITH INDUCTIVE LOOP	
9448	DUOX PLUS VEO-XS MONITOR	
9458	DUOX PLUS VEO-XS WITH INDUCTIVE LOOP	
Hands-free. Dimensions: 125x165x21 mm.		
9469	DUOX PLUS VEO-XL Wi-Fi MONITOR	
9479	DUOX PLUS VEO-XL Wi-Fi MONITOR WITH INDUCTIVE LOOP	
9468	DUOX PLUS VEO-XL MONITOR	
9478	DUOX PLUS VEO-XL WITH INDUCTIVE LOOP	
Hands-free. Dimensions: 185x185x21 mm.		
9447	DUOX PLUS CONNECTOR	
Support for mounting the DUOX PLUS VEO, VEO-XS and VEO-XL monitor on the wall.		



**Note:** In models with inductive loop, the induction system included in the monitors allows to transform the audio signal into a magnetic field adapted to the hearing aids or prostheses of hearing impaired persons.





## Call divert to mobile/tablet

Free application  
**DuoxMe**



With the DUOX PLUS Wi-Fi monitors, the **call divert to mobile phones comes as standard.**

It allows to **establish communication with the outdoor panels and open the door.**

It allows to **see who is calling** before answering and **open a second auxiliary door.**

**Automatic image capture** of the caller and their **register in the call log.**

Up to **8 smartphones/tablets in the same apartment** can receive the call **simultaneously.**

It is as simple as downloading the **DuoxMe** app from Google Play or the Apple Store.



### Pretend you are at home.

Answer calls from the video intercom on your smartphone.



### See who called.

Check the images of those who called while you were away. Download and share them.



### Open without keys.

Open the door directly from the app.



### Activate the camera.

See what is happening outside your house whenever you want.



### Share the access.

Invite family, friends or tenants to receive calls and open for you.



### Open with your voice.

DuoxMe is compatible with Android, Siri and Apple Watch widgets.

## Smart speakers


By connecting to **Alexa and Google Home**, you can receive call notifications from the video intercom on a smart speaker or display.

You can also **use your voice to open the door**, either with smart speakers or displays or with Siri from your iOS device (iPhone, iPad or Apple Watch).

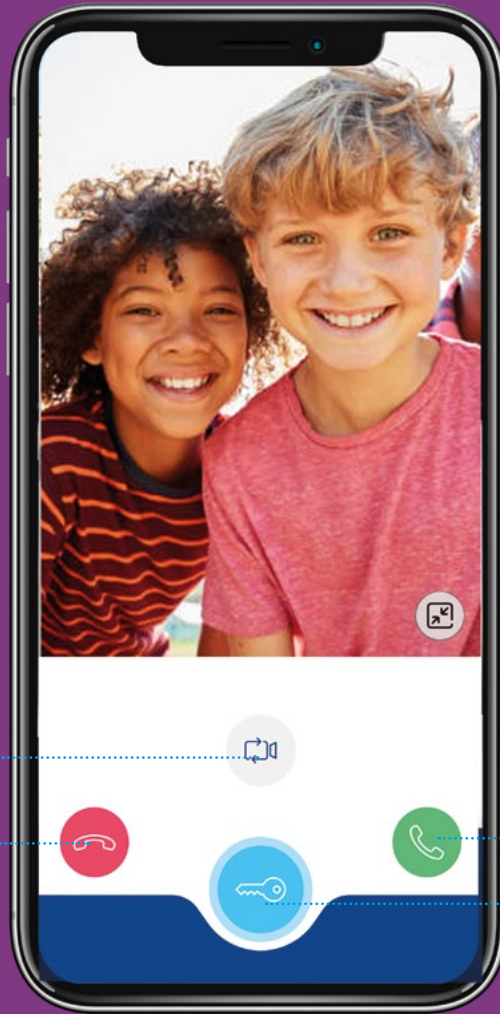


# DuoxMe

FERMAX



Door opening without the keys



Change the camera

Hang up the call

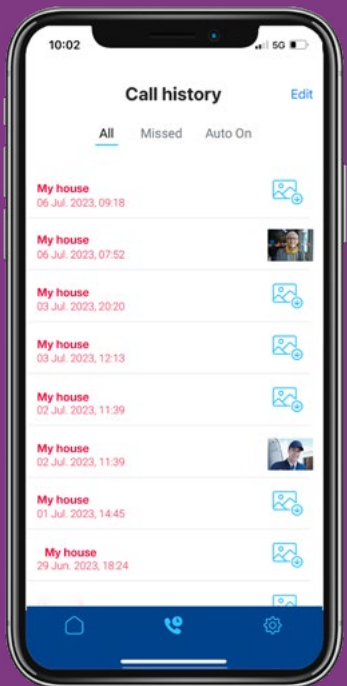


Image capture and call history



More information about **DuoxMe**



DUOX PLUS



## Your voice is the key!

Open the door without stopping what you are doing.



## Don't wait for the delivery man!

Open the door with DuoxMe and don't miss that package you've been waiting for.



## No one will know you're away

No matter where you are. You'll always have your intercom with you on your smartphone.

### Telephones



VEO



EXTRA

**VEO, LOFT and iLOFT** telephones include the following features:

- Door opener button and call to guard.
- 5 selectable ringtones.
- Ring volume control.
- Doorbell.

**Loft Extra and iLOFT** phones include buttons for additional functions: lights on 2nd door opening, etc. **Loft Extra:** 2 additional buttons; **iLOFT:** 1 additional button.

**VEO. LOFT:** Made of high-impact ABS with a texturised finish for easy cleaning and ultraviolet protection. It has many attachment points for wall mounting, as well a coiled cord with telephone plug connectors. A magnet located in the handset facilitates to hang it up correctly.



iLOFT

#### 3444 DUOX PLUS VEO TELEPHONE

Dimensions: 82x214x43 mm.

#### 3452 DUOX PLUS LOFT EXTRA TELEPHONE

Loft Extra telephone dimensions: 85x220x40mm.

#### 3450 iLOFT DUOX PLUS TELEPHONE

Dimensions: 90x146,5x20mm.

Compact and extra slim. Made of ABS. iLOFT telephone allows communication with the outdoor panel in hands-free mode. The integrated digital audio technology ensures high-quality and interference-free communication.

**NOTE:** iLOFT telephone ref.3450 is NOT compatible with the CORA panel.

### Monitors and telephones accessories



ref.9410



ref.9420



ref.5636



ref.3749



ref.3388



ref.3389

#### 9410 VEO MONITOR DESKTOP SUPPORT

#### 9420 VEO-XS AND VEO-XL MONITOR DESKTOP SUPPORT

#### 3749 VEO/LOFT TELEPHONE DESKTOP SUPPORT

#### 5636 ILOFT TELEPHONE DESKTOP SUPPORT

Desktop supports allow to answer a call to the entrance panel from the office desktop. Made of stainless steel (AISI 316L).

#### 3388 UNIVERSAL DECORATIVE FRAME. 120X240

#### 3389 UNIVERSAL LARGE DECORATIVE FRAME. 210X240

Decorative Frames are aesthetic complements. Useful in retrofitting applications or replacement of previous equipment.



#### 3441 LOFT HANDSET WITH INDUCTIVE LOOP



#### 3443 VEO HANDSET WITH INDUCTIVE LOOP



**Duox Plus Wi-Fi video guard unit** has a multi-functional 4,3" capacitive touch screen and quick function access buttons for easy and convenient management.


Its unique handset design incorporating a magnet enables the end-user to put it back into position correctly. It includes a stainless steel desktop support. It allows a surface installation.



ref.9424  
Dimensions: 200x200mm  
Desktop support included



## Call divert to mobile/tablet



**DuoxMe**  
FERMAX



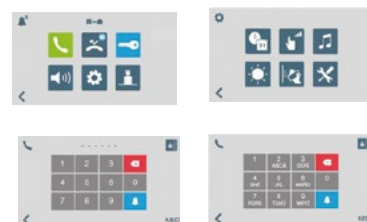
In addition to all the standard functions of a DUOX PLUS audio guard unit, this new Wi-Fi video guard unit allows:

- Visualise **video upon receiving a call from the entrance panel** (both in preview and in conversation).
- Visualise **video when selecting a panel** to connect with (Auto-on).
- **Switch the camera** during image visualisation.
- **Receiving and answering** calls from the households.
- **Easy agenda transfer from mobile/tablet/PC/Mac (web server)** by uploading a file with the agenda.
- **Call divert to mobile/tablet (DuoxMe App)** as in DUOX PLUS Wi-Fi monitors.
- **Automatic image capture** (Photocaller).
- Manual image capture.
- **Reception of Panic calls** (configuration as guard unit in Panic mode).
- **Warning** at the guard unit of a **forced outdoor panel** (only with CORA outdoor panel), via door sensor.

### 9424 DUOX PLUS WI-FI VIDEO GUARD UNIT

Three operation modes:

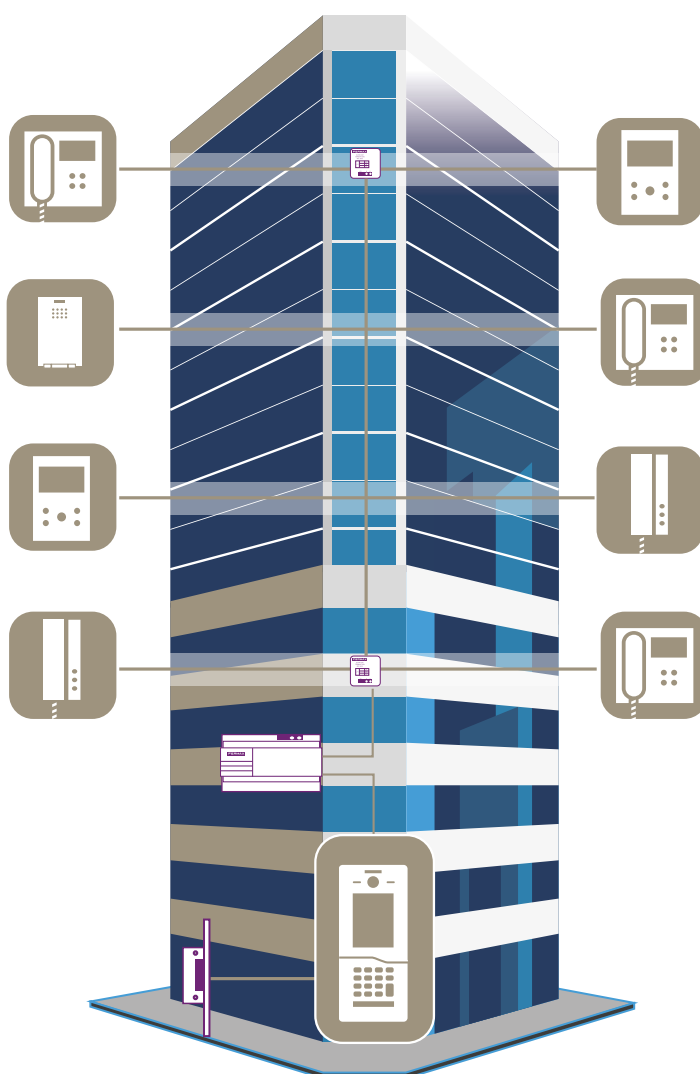
- **Day:** it receives calls from outdoor panels and apartments. The calls from the outdoor panel to apartments are always received in the guard unit.
- **Mixed:** the calls from the outdoor panels are received in the apartments and it can also be configured to forward them to the concierge unit after 15 s.
- **Night:** only calls from the outdoor panels to apartments are allowed. The guard unit does not receive any call.





**SIMPLE INSTALLATION (1 Building)**

**LESS COMPONENTS REQUIRED FOR INSTALLATION.  
NO FLOOR DISTRIBUTORS. NO DECODERS. NO SWITCHERS**



The only materials required are:

- Panel
- Power Supply
- Monitors and telephones
- Line adaptors

Apartments are easily connected at each level using simple terminal strips.

**NOTE:** Depending on the type and condition of cable and distances, additional regenerators, decoders or power supply might be required.

## Power supply and Adaptors

### For most common cases

In the most common installations, DUOX PLUS does not require any installation devices other than the power supply and a pair of line adaptors per riser. The maximum number of monitors that can be connected to each power supply ref. 4825 depends on the installation topology, cable type and monitor model, as shown in the tables below.



ref.3255



ref.4825

#### 3255 DUOX PLUS LINE ADAPTOR

Necessary at the beginning and the end of every riser.

#### 4825 POWER SUPPLY + FILTER 24VDC-2.5A DIN10

TERMINAL CONSUMPTION TABLE PER POWER SUPPLY IN DISTRIBUTION (6 PER FLOOR)

	NO Wi-Fi			Wi-Fi		
	VEO	VEO-XS	VEO-XL	VEO	VEO-XS	VEO-XL
1.0mm	40	40	34	28	28	24
0.5mm <sup>2</sup>	40	38	30	24	24	18
0.2mm <sup>2</sup>	32	26	20	18	18	12

TERMINAL CONSUMPTION TABLE PER POWER SUPPLY IN CASCADE

	NO Wi-Fi			Wi-Fi		
	VEO	VEO-XS	VEO-XL	VEO	VEO-XS	VEO-XL
1.0mm	40	38	30	26	22	20
0.5mm <sup>2</sup>	32	28	22	20	18	14
0.2mm <sup>2</sup>	16	14	10	12	10	8

### For specific cases



ref.4840



ref.3289



ref.4802



ref.4800

#### 4840 POWER SUPPLY DIN-6 100-240VAC/24VDC-2A

To be used exclusively with the filter ref. 3289 or with the 2-way regenerator ref. 3269.

#### 3289 DUOX PLUS FILTER 24VDC

In case the ref. 4825 cannot be installed due to lack of space. This filter can be used only with 24Vdc power supply (ref. 4840). Do not use it with 18Vdc power supply.

#### 4802 POWER SUPPLY DIN4 230VAC 12VAC/1A

12Vac for altern current lock release.

#### 4800 POWER SUPPLY DIN4 230VAC 12VAC/1,5A

12Vac for altern current lock release.

## Lock Release



### UNIVERSAL DOOR LOCK RELEASE

#### 29588 LOCK RELEASE 300N-412-S MAX

#### 67501 UNIV. LOCK RELEASE 990N-P22 MAX 10-24VAC/DC

### UNIVERSAL ELECTRIC STRIKE

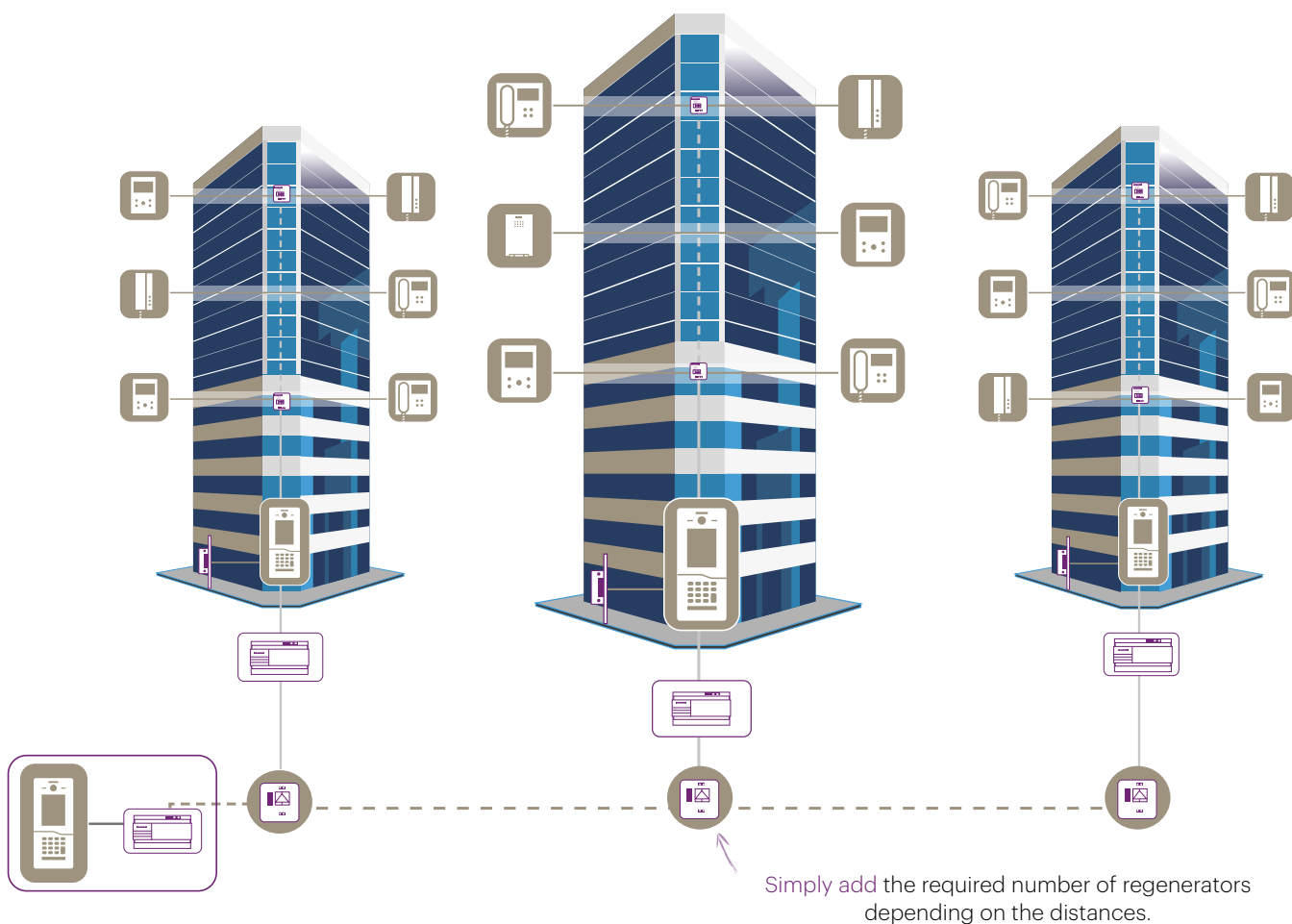
#### 6750 UNIV. ELECTRIC STRIKE 990N MAX 10-24VAC/DC

#### 6752 UNIV. ELECTRIC STRIKE 990A MAX 12-24VAC/DC

**Note:** If other models of door lock release are used and their power consumption is greater than 250mA, an additional separate power supply must be used.

**EXTENDED INSTALLATION** (multiple buildings or longer distances)

FOR ALL KINDS OF PROJECTS WITH LONGER DISTANCES, VERTICAL STRUCTURES OR HORIZONTAL INSTALLATIONS



**DUOX PLUS allows you to push the boundaries of digital technology.**

Thanks to the digitalisation of the system, it can now be used in all kinds of installations. The more complex the installation is, the more powerful DUOX PLUS will be. Regenerators and decoders are the only elements to be added for large installations or long distances.



## Regenerators and Decoders

Regenerators and decoders take scalability to the next level. No installation, no matter how large, can resist DUOX PLUS.



ref.3269



ref.3268



ref.9419



ref.9425

### WHEN IS IT RECOMMENDED TO INSTALL THE SMART DECODER?

- When we have to install more than 6 terminals per floor in the building.
- When the distance between the terminals and the riser is greater than 25 metres or when this distance is unknown.
- When different types of wires are mixed in the same installation or all the cables go to the same point.

### REGENERATORS

It allows to regenerate and amplify the signal in both ways, as well as amplify distances and number of indoor terminals. Moreover, the connected sections to input and output protect against short-circuit, charge and signal reflections mutually. Maximum 5 units in cascade. Up to 99 if connected in parallel.

#### 3269 2/W DUOX PLUS REGENERATOR

It has 1 input and 2 outputs. By having 2 outputs (also isolated from each other) it enables the number of risers to be increased. Requires 24Vdc power supply without filter (ref. 4840). For more information: <https://fermax.com/intl-en/documents>

#### 3268 1/W DUOX PLUS DUAL REGENERATOR

It has 1 input and 1 output. As per factory default settings, electrical energy does not flow, but this can be configured via a dipswitch so that the data (which regenerates) as well as the power supply can pass through. That way there is no need to always install a power supply at the output. The number of devices that can be fed at the output without an additional power supply units will depend on the power that reaches the regenerator. For more information: <https://fermax.com/intl-en/documents>

	3269	3268
<b>Number of inputs</b>	1	1
<b>Number of outputs</b>	2	1
<b>Regenerates</b>	YES	YES
<b>Isolates</b>	YES	YES
<b>Incorporates power supply filter</b>	YES	NO
<b>Additional conversation channel per riser</b>	NO	YES

(in multichannel mode)

### DECODERS

#### 9419 10/W DUOX PLUS DECODER/ISOLATOR

10-outputs floor decoder. One output per home, allowing up to 3 terminals (monitors/ telephones) per home. Multiple decoders can be installed on each floor. Each output allows to increase the diversion distances on a floor up to 100 m.

In the event of a malfunction (short circuit) of any of the decoder's outputs, both the input DUOX PLUS bus and the rest of the outputs will continue to operate normally. In addition, when a short-circuit occurs on an output, the red LED associated with the output will light up, indicating the output on which the fault has occurred.

It is not necessary to enter a house to program the address of the terminal since the decoder includes a group of microswitches (dipswitches) to program the addresses of each of its outputs (sequential programming). Also, the decoder addresses can be programmed non-sequentially (open programming).

The decoder is powered directly from the DUOX PLUS bus. With DIN10 rail mounting and removable terminal strips for easy wiring and installation.

#### 9425 4/W DUOX PLUS DECODER/ISOLATOR

Same as ref. 9419 but this is a 4-outputs floor decoder (DIN4) and the terminal strips are not removable.

DIN 6 rail mounting (including lateral fixing brackets for screws, width 106 mm). If the lateral fixing brackets for screws are removed, the width is 89 mm (DIN 5).

### ADDITIONAL FUNCTIONS

#### MORE SECURITY

Add IP cameras to monitor specific areas of the building

Bring security to all your installations!



#### 9453 IP/DUOX PLUS INTERFACE+CAMERA KIT

It includes the IP/DUOX PLUS camera interface (ref.9454) and the IP camera (ref.9985) already pre-configured for the most common case of an outdoor panel and an additional camera. It also includes the camera power supply (ref.9982) and its adapter (ref.9984).

**IMPORTANT:** Check compatibility with the technical department.



ref.9454



ref.9985



ref.9984



ref.9982

#### 9454 IP/DUOX PLUS CAMERA INTERFACE


Allows the integration of IP video CCTV cameras into a DUOX PLUS installation. It transforms the IP video signal (standard RTSP) into a DUOX PLUS signal that is connected directly to the DUOX PLUS bus.

- Generally, one interface will be required for each camera installed in the DUOX PLUS installation. However, in the particular case of 2 cameras in the same block, up to 2 cameras can be configured on the same interface (in this case a PoE switch is required).
- Each camera will be powered externally with its additional power supply (ref. 9982+ref. 9984) or via a PoE switch.
- The interface is powered directly from the DUOX PLUS bus.

An outdoor panel can be associated to the interface, so that, while the IP camera is being viewed, it is possible to activate the opening of this panel.

DIN 6 rail mounting (including lateral fixing brackets for screws, width 106 mm). If the lateral fixing brackets for screws are removed, the width is 89 mm (DIN 5).

**IMPORTANT:** Check compatibility with the technical department.



ref.9985



ref.1586

#### 9985 PERIPHERAL IP DOME CAMERA

IP minidome camera (ceiling mount), 2MP resolution, 2.8mm fixed lens, IR LEDs, 30m range.

#### 9982 POWER SUPPLY PERIPHERAL CCTV CAMERA

Power supply for analogue or IP auxiliary cameras.

#### 9984 POWER ADAPTOR PERIPHERAL CCTV CAMERA

Power adapter, with a jack plug to connect the power supply to the camera.

#### 1586 4 POE PORTS SWITCH

### MORE FUNCTIONS

Activate a second gate, garden gate, or garage entrance door with DUOX PLUS relays that connect directly to the system bus, without additional wiring



ref.3233

#### 3233 DUOX PLUS BASIC RELAY

Basic functions. Allows you to activate an additional function from F1 or F2 of the DUOX PLUS terminals, without additional wiring. The relay can also be activated by the call or by activating the lock release. It can be connected at any point of the bus.

DIN 6 rail mounting (including lateral fixing brackets for screws, width 106 mm). If the lateral fixing brackets for screws are removed, the width is 89 mm (DIN 5).




ref.3267

#### 3267 DUOX PLUS RELAY MODULE

Advanced functions. Allows you to pair 2 relays, 1 as a transmitter and other as a receiver, to perform remote activations. An address can be programmed with the address assistance (001-999) using the DUOX PLUS Programmer ref. 3254 via the relay's telephone connector.

DIN 6 rail mounting (including lateral fixing brackets for screws, width 106 mm). If the lateral fixing brackets for screws are removed, the width is 89 mm (DIN 5).



ref.2040

#### CALL ACCESSORIES

#### 2040 ELECTRONIC CALL EXTENSION BELL

#### CABLES

#### 5925 DUOX PLUS PARALLEL CABLE 2x1mm2



ref.5925

#### TESTER

#### 9404 DUOX PLUS TESTER

The DUOX PLUS Tester is the ideal tool for the installer. It is used to assess the operation of each outdoor panel with the DUOX PLUS terminals in an installation, without the need to enter the apartments.

A test is initiated from a panel to one or more terminals and the operation of that panel with those terminals is checked.

This action is performed from a user interface on a web browser. From a mobile phone, tablet or computer we can connect to the installation through the Wi-Fi generated by the TESTER DUOX PLUS.

DIN 6 rail mounting (including lateral fixing brackets for screws, width 106 mm). If the lateral fixing brackets for screws are removed, the width is 89 mm (DIN 5).



ref.9404



**MEET** 100% IP system based on point-to-point infrastructure





## SIP system

Advanced and versatile solution that has been designed for the integration of the video door entry system with IP telephony systems.

# IP



# MEET

FEEL NO LIMITS **FERMAX** IP



## THE 100% IP SYSTEM BASED ON POINT-TO-POINT INFRASTRUCTURE



MEET does not require central units or servers.



It offers a secure system that allows the integration of access control, CCTV and alarm functions.



HD video quality and digital audio which ensure high quality communication.



The system is made up of digital panels, one-button panels, touch screen monitors, guard unit stations and various accessories.



It allows the installer to define the IP range and thus facilitate the control of the networks.



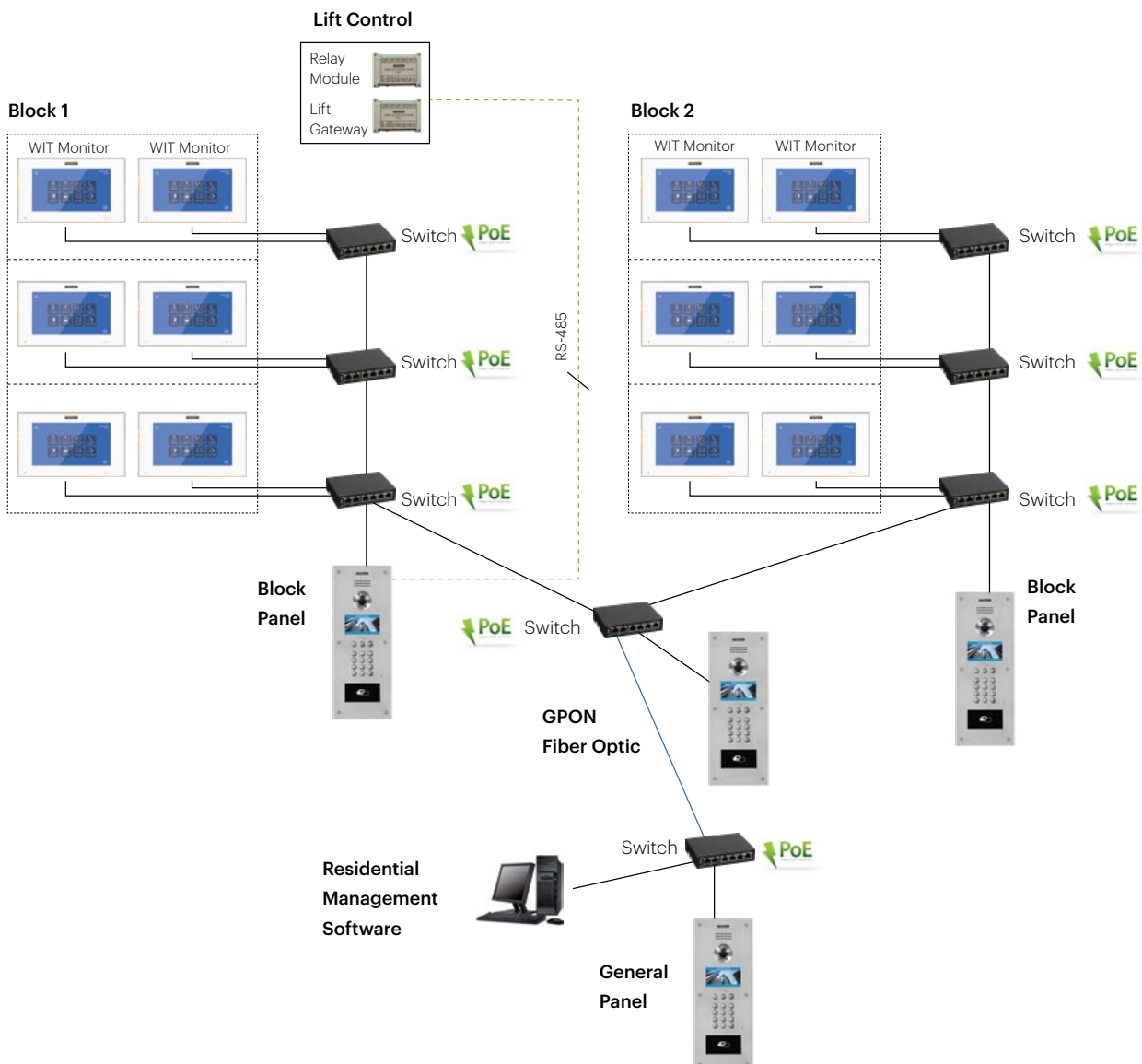
Lift management is also controlled to ensure maximum user comfort.



**FERMAX MEET** system is a **100% IP technology based on a Point-to-Point infrastructure**, highly efficient, flexible and powerful.

MEET allows the installer to freely assign **the range of IP addresses according to the needs of each project**, and thus facilitate the control of the networks.

The devices communicate directly, so MEET **does not require central units or servers** which could compromise the availability of the system in the event of an unforeseen error.



# Monitors

## LICENCE

MEET ME  
ref. 1496



## NEO 7"

WHITE  
ref. 14501



## WIT 7"

WHITE / BLACK  
ref. 14721 / 14723



## WIT 10"

WHITE / BLACK  
ref. 14831 / 14833



	7"	10"
	1 x RJ45	2 x RJ45
	PoE Capacitive touch screen Alarm inputs MEET ME call forwarding licence included	
	800 x 480px	1024 x 600px
	Video doorbell	APPs installation Metallic frame Video doorbell



# Panels

## 1/W MILO

ref. 9533 / 9534 / 953303



## MILO

ref. 1832



## MARINE

ref. 1455



## KIN

ref. 1445



	TFT 4.3" colour		10" capacitive touch screen
IP54 1 pushbutton	Aluminium + PMMA IP65 IK07 Capacitive keypad	Vandal-proof IP65 IK09* Stainless steel 316L Customisable front (see Marine Elite panels p.72)	IP54
PoE o 12Vdc power supply			
Proximity reader MIFARE optional	Proximity reader MIFARE integrated		
	Wiegand connection - Facial Recognition Up to 4 additional auxiliary IP cameras during conversation Lift control		
	Directory function - Mapping call Whitelist - Guest PIN codes		
1 pushbutton	Numeric keypad	Alphanumeric call	

\*The IP rating of the Marine panel will be upgraded from IP54 to IP65 during 2025. Please check availability.

### KIN

**KIN** has a 10" capacitive touch screen and a graphite grey finish at the forefront of design, in addition to having hidden screws and a hidden speaker, with side grille.

#### ELECTRONIC DIRECTORY

Home selection is easy: simply access the electronic directory to quickly search for the apartment you want to call. Navigating through user names is practical and accurate, making it possible to find the resident by choosing the first letter of the alphabet or just browsing the directory up and down.

#### CUSTOMISABLE TOUCH SCREEN

The user interface is dynamically adapted to the user's needs, guiding the visitor through the process and creating a pleasant user experience. All this thanks to the capacitive touch screen of the KIN panel, which incorporates a high resolution display (1024x600). The panels allows using virtual buttons and even creating buttons with logos or customised images.

#### 1.2Mpx COLOUR HD CAMERA

The camera has a high-definition image, providing excellent video quality. The camera is equipped with LED lighting for low light conditions. It is possible to send video stream directly from the panel to an IP CCTV security NVR using RTSP stream.

#### ALPHANUMERIC CALL

Thanks to its display it is possible to call through alphanumeric codes from A to H, such as 7B or 121F.

#### PROXIMITY READER\*

In addition to offering great security features with the MIFARE proximity reader, the KIN panel supports integration of third party readers such as HID and Wiegand.

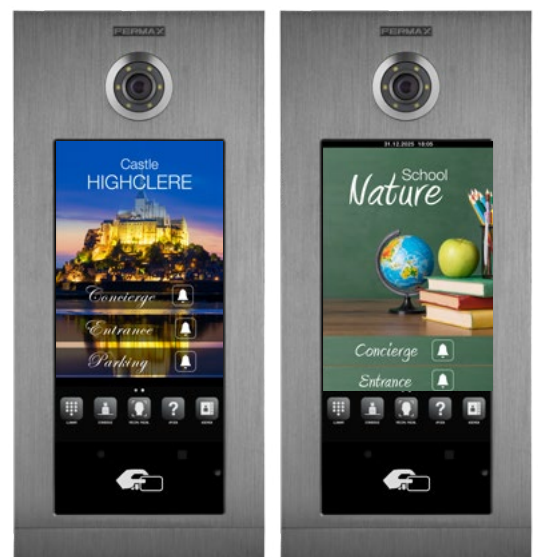
#### FACE RECOGNITION\*

It is possible to open the door and call the lift using the KIN face recognition system, allowing residents to access the condominium building quickly, and providing greater security and comfort to the system.



IP54 protection

<b>1445</b>	<b>KIN TOUCH PANEL MEET</b>
Panel: 185x405x50 mm	
<b>1449</b>	<b>KIN PANEL FLUSH BOX MEET</b>
Panel: 170x382x58 mm	
<b>95161</b>	<b>KIN PANEL SURFACE BOX MEET ALUMINIUM</b>
Box: 189x413x64,5-110 mm	
<b>9513</b>	<b>KIN PANEL STEEL HOOD MEET</b>



\* For the configuration of proximity cards and facial recognition, it is required the residential management SW and the key ref.9540.

## MILO

Panel with a touch keypad for smooth and precise use to meet different customer requirements.

### LCD DISPLAY. DIGITAL VERSION

High contrast 4,3" TFT display module. The display shows the communication status: calling, busy, etc. Electronic directory integrated.

### HD COLOUR CAMERA OF 1.2 MPX

The camera provides a high definition picture reverting in an excellent video quality.

The camera is equipped with LED lighting for low-light conditions. Additional video output RTSP IP.

### HIGH PROTECTION DIGITAL KEYPAD

Backlighted keypad allows to dial in poor light conditions.

Its compact design guarantees reliability and resistance in any environment. IP65 IK07.

### FACE RECOGNITION\*

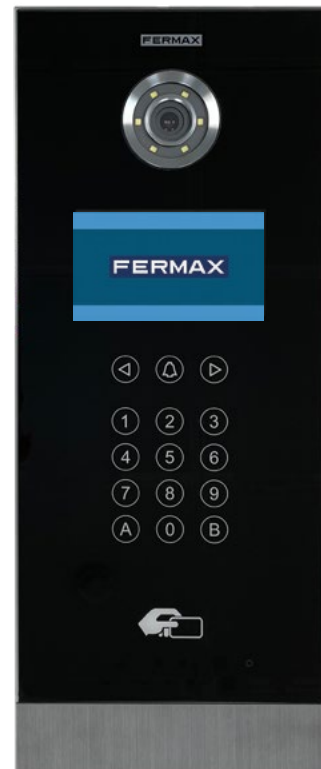
It is possible to open the door by face recognition, enabling the opening to the residents in the community and increasing the safety and comfort of the system. (Not available in MILO 1/W).

### PROXIMITY ACCESS CONTROL\*

MIFARE proximity access control reader included. Access can be granted to users reinforcing the security of the building.

It also allows to connect a third party reader directly to the panel or receive the information from the card through the Wiegand output to integrate it into external controllers (digital panel).

\* For the configuration of proximity cards and facial recognition, it is required the residential management SW and the key ref.9540.



IP65 IK07 protection



ref.9533



ref.9534



ref.953303



ref.9535



ref.1832

<b>1832</b>	<b>MILO TOUCH VIDEO PANEL MEET</b>
Panel: 155x380x48mm. 1.2 Mpx	
<b>9542</b>	<b>MILO PANEL FLUSH BOX- L MEET</b>
Flush box 143x357x58mm	
<b>95171</b>	<b>MILO DIGITAL PANEL SURF. BOX MEET ALUM.</b>
Box: 160x387x66-108mm	
<b>95181</b>	<b>1/W MILO PANEL SURFACE BOX MEET ALUM.</b>
Box: 123x190x66-106mm. Steel can be ordered as a special option	
<b>9512</b>	<b>MILO DIGITAL PANEL STEEL HOOD</b>

<b>9533</b>	<b>1/W MILO VIDEO PANEL MEET PoE</b>
<b>9534</b>	<b>1/W MILO VIDEO PANEL WITH PROX. MEET PoE</b>
<b>9511</b>	<b>1/W MILO PANEL HOOD MEET</b>
<b>953303</b>	<b>1/W MILO VIDEO BLACK PANEL MEET PoE</b>
Panel: 118x183x49mm. 1 Mpx	
<b>9535</b>	<b>MILO IP PROXIMITY READER MEET PoE</b>
Panel: 118x183x49mm.	
<b>9543</b>	<b>MILO PANEL FLUSH BOX- S MEET</b>
Flush box: 105x172.5x63mm	



MARINE panel



**PROELITE**  
The wizard to create your Marine Elite panels.

MARINE ELITE panels





# MARINE

IP65 IK09\*\* PoE

The resistance of the stainless steel combined with the Fermax technology and design. The MARINE MEET outdoor panel is the Fermax vandal-proof audio and video door entry panel. Made in **stainless steel 316L, 3 mm-thick**. It is a highly resistant panel due to its excellent quality in terms of both materials and production and assembly process.

### MAXIMUM RESISTANCE

This video door entry panel is recommended for projects where the high level of security is required or in places with extreme weather conditions. All this thanks to its compact design and sealing that guarantees reliability and resistance against external factors **IP65\*\* and the IK09** impact resistant rating.

MARINE is a video door entry solution that resists the wet and corrosive climates and extreme temperatures of -40°C, +70°C.

### 1.3 Mpx HD CAMERA

The camera provides a high definition image reverting in an excellent video quality. The camera is equipped with LED lighting for low-light conditions. Additional video output RTSP IP.

### ADAPTED TO ALL

It includes a wide-angle camera with horizontal vision angle **128° and vertical 70°**. This facilitates the installation and use of the panel in the event of visitors in wheelchairs.

It is engraved with **Braille** which allows you to identify the call key via engraving on the panel surface.

### SECURITY AS STANDARD\*

**Multiple possibilities of secure** access to the building:

Face recognition with cutting-edge technology. MIFARE technology Proximity Reader or Pin Code access, controlled by the panel or sent to an external controller that validates the access.

### DISPLAY MODULE WITH DIRECTORY

Welcome logo or on-screen information useful for visitors. Thanks to the electronic directory you can search for any name or apartment that you wish to call.

\* For the configuration of proximity cards and facial recognition, it is required the residential management SW and the key ref.9540.

\*The IP rating of the Marine panel will be upgraded from IP54 to IP65 during 2025. Please check availability.

<b>1455</b>	<b>MARINE DIGITAL VIDEO PANEL MEET</b>
155x 410x 49mm	
<b>1456</b>	<b>MARINE DIRECTORY PANEL MEET</b>
155x410x49mm. Flush box not included	
<b>1459</b>	<b>MARINE PANEL FLUSH BOX MEET</b>
141x394x60mm	

<b>1457</b>	<b>MARINE PANEL STEEL HOOD</b>
<b>1458</b>	<b>MARINE PANEL SURFACE BOX STEEL MEET</b>
159x412x63.5mm	
<b>14591</b>	<b>MEET FLUSH BOX JOINING BOLTS SET</b>
Separation between flush boxes: 14mm	




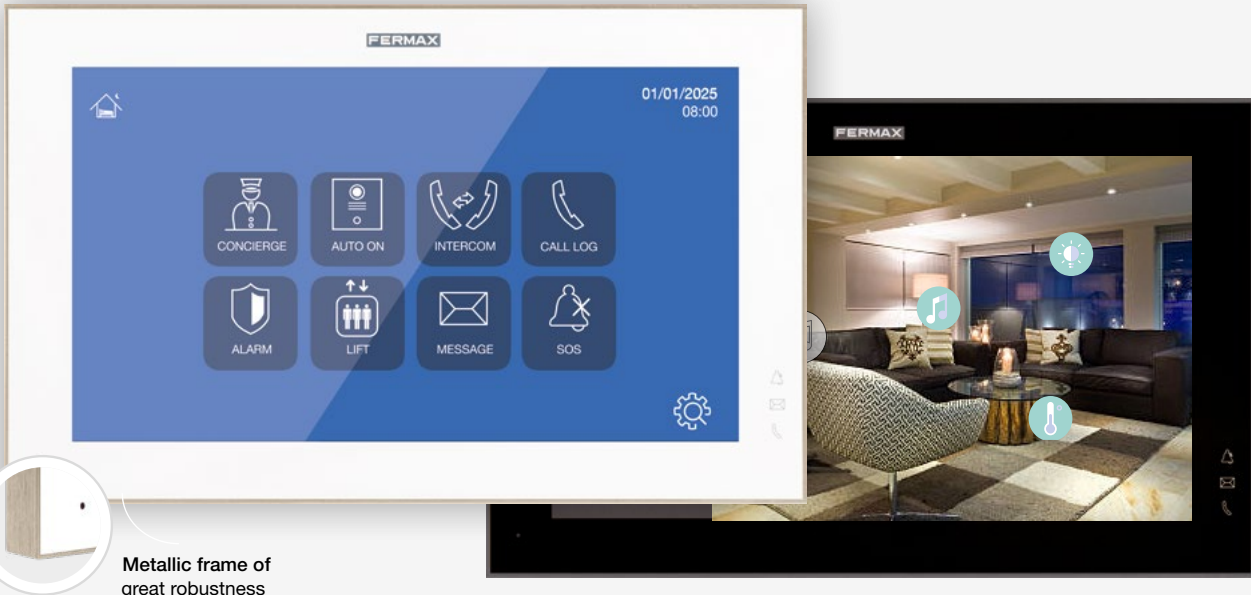
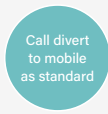
FERMAX has a laser-cut machining line for stainless steel panels. This process allows us to offer complete flexibility when it comes to making the MARINE panel required with optimal delivery time for the customised panel.

The MARINE ELITE panels are available in several colours (indicate the desired RAL when ordering your panel).

<b>31729</b>	<b>MEET MARINE ELITE PANEL</b>
The following variants are available on request:	
<ul style="list-style-type: none"> <li>• Panel with special dimensions.</li> <li>• Integration of access control modules.</li> </ul>	
Only in digital version.	

<b>4579</b>	<b>MARINE ELITE RAINHOOD</b>
<b>4580</b>	<b>MARINE ELITE FLUSH BOX</b>
<b>4581</b>	<b>MARINE ELITE SURFACE BOX (WITH HOOD)</b>

wit



Metallic frame of great robustness

7" and 10" touch screen.

Available in black and white.

Android 10 operating system.

Apps installation.\*

Home automation integration.

Call divert to mobile.

CCTV IP cameras visualisation.

**WIT** allows the **home automation management screen to be always displayed** and becomes the control centre of the smart home. If a call is received from the video door entry system, a preview of the caller's video is automatically displayed. As soon as the call ends, the monitor returns to the main screen.

**Compatibility** with home automation systems and **third party solutions by uploading apps\*** on the monitor for the management of home automation systems, climate control, etc.

Users can also **answer video door entry calls from the mobile phone** thanks to the MEET ME call divert app, a service that comes as standard with the monitor at no extra cost.

14721	7" WIT MONITOR PoE WHITE MEET
14723	7" WIT MONITOR PoE BLACK MEET
1 connector RJ-45. Dimensions: 212x132.5x20mm.	
14831	10" WIT MONITOR PoE WHITE MEET
14833	10" WIT MONITOR PoE BLACK MEET
2 connectors RJ45. Dimensions: 270x168x20mm.	

\*The installation of APPS has to be done by an authorised professional. Apps must be compatible and certified by FERMAX.

1489	10" WIT MONITOR FLUSH BOX MEET
(95411 connector required). Dimensions: 255x155x50mm.	
95411	NEO/WIT MONITOR CONNECTOR MEET
Mounting support for the MIO/WIT monitor on the wall. Includes monitor connection cables.	
1485	MONITOR DESKTOP SUPPORT MEET
Compatible with the MEET monitors. Connector ref. 95411 is required for its installation.	

neo



Call divert to mobile as standard



7" TFT capacitive touch screen.

Digital audio quality and high definition video.

Intercommunication between the monitors in the same house as well as with other apartments.

The monitor manages 7 alarm zones plus tamper that can be activated or deactivated according to 3 scenarios: DAY, NIGHT and OUT. Alarms are notified to the Guard Unit and management software.

It is possible to activate up to 8 external relays by using the relay module ref.1616.

### PoE Power Supply.

The **NEO** Monitor is a symbol of modern urban residences represented by its compact and minimalistic design. Cool, elegant and intuitive, NEO is the perfect complement for your dreamed house.

An advanced management monitor, with hands-free communication, digital audio quality and high definition video. Its **7" TFT incorporates a capacitive touch screen** that offers a user-friendly experience by means of graphic icons and notification LEDs (missed calls, messages, do not disturb).

**NEO** is not only distinguished by its outer elegant simplicity, but also by the most user-friendly menu oriented to residential communication.



<b>14501</b>	<b>NEO 7" MONITOR PoE WHITE MEET</b>
Dimensions 203x129x17,5mm.	
<b>95411</b>	<b>NEO/WIT MONITOR CONNECTOR MEET</b>
Mounting support for the NEO/WIT monitor on the wall. Includes monitor connection cables.	
<b>1485</b>	<b>MONITOR DESKTOP SUPPORT MEET</b>
Compatible with the MEET monitors. Connector ref. 95411 is required for its installation.	

NEO monitor does not allow installation of APPs.



### MAXIMUM INTEGRATION CAPACITY



#### HOME AUTOMATION INTEGRATION WITH APPS

Home automation management from the WIT monitors – Compatibility with Android Apps.



#### SIP INTEGRATION

Integration with telephone systems, software video telephones or desktop telephones. SIP Compatibility.



#### SECURITY INTEGRATION


Compatibility with video surveillance and access control systems via RTSP and Wiegand protocols.



Meet allows integration with third party software via API to perform advanced functions. Please consult.

More info: [meet.fermax.com](http://meet.fermax.com)





Call divert to mobile as standard in MEET monitors

**With MEET**, you can receive calls on the mobile phone and visualise the visitor before answering. **It comes as a standard option with the monitor** and allows communication with the entrance panels and door opening. **You can see who is calling before answering.**

As easy for the user as downloading the **free MEET ME APP** on Google Play or the Apple Store. Just enter the user and password included in the monitor.

No additional devices are required in the installation. Just connect the MEET IP network to the Internet\*.

- MEET call panels and guard units address book.
- Up to 8 smartphones in the same apartment can receive the call simultaneously.
- Display of additional cameras during call (up to 4) (ref.9985).
- "Do not disturb" mode for app (no need to log out).
- Share access and manage guests.
- Direct door opening from the app.

\* Internet access with enough upload bandwidth is required depending on the network traffic generated by the outdoor panels.



<b>1496</b>	<b>MEET ME CALL FORWARDING LICENCE</b>
This licence comes included as standard with MEET monitors, so it is only necessary when there is no monitor in the house.	

Ergonomically designed to provide comfortable use, the MEET Guard Unit integrates a large touch screen for intuitive interaction.

MEET guard unit is the desktop device that will enable a concierge to communicate with any panel or apartment.

Its **10" touch screen** enables the guard unit to receive alarms from monitors and panels. Thanks to its user interface it is possible to review any missed calls and communicate later with the apartment. PoE power supply.



Dimensions: 303 x 190 mm

### 95391 MEET GUARD UNIT

- Call divert to MEET ME app.
- Capacitive touch screen panel.
- **Handset or hands-free** audio communication.
- **10"** colour TFT touch screen.
- Audible and visual alarm notifications.
- **It can be integrated with CCTV IP camera** by RTSP (concierge camera) (ref.9985).
- Automatic answering function of panels.

#### CALL TO APARTMENT

The property management or concierge is able to contact any resident of the community using the guard unit's call to apartment function. The concierge must enter the block number and/or apartment number to call. If an IP camera is connected to the guard unit, a video communication between concierge and apartment is established, otherwise it is only audio communication.

#### CALL HISTORY

The concierge can have a clear view of their call history in the CALL LOG interface and browse through the pictures taken. Maximum number of call logs: 128.

The Guard Unit allows audio and video recording when the call from panel is not answered (additional SD card required).

#### GUARD TO GUARD CALL

Guards can call each other when needed.

To call a guard unit, the user must enter the guard unit's number.

#### ALARM LOG

The guard unit provides a quick view of the most recent alarm events. These records can be found at the ALARM LOG interface. Each record includes: date and time, apartment or panel number and triggered alarm zones. Maximum number of records: 450.

The administrator can access to a complete alarm record using the management software.

#### CAMERA ON

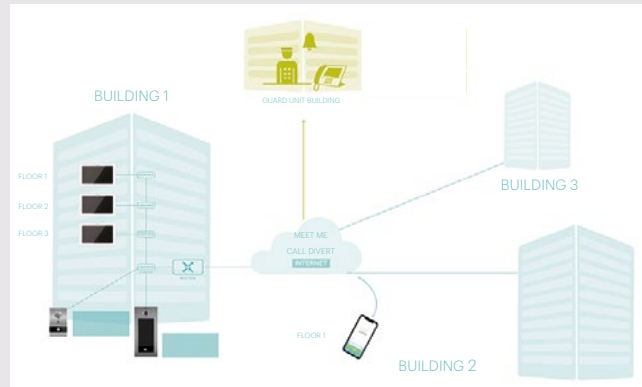
The guard unit can connect to any digital panel and open the video channel when needed by simply entering the panel's number. Once connected the guard can take pictures, open the audio channel, open the door or simply hang up.

### GUARD UNIT FOR MULTIPLE APARTMENTS

Different outdoor panels from different buildings can call one or several remote guard units.

These remote guard units can call and connect with the outdoor panels.

It is only necessary to acquire one REF.1496 MEET ME LICENCE per guard unit for its use at the desk concierge. This licence allows the concierge to register on the MEET ME cloud server.



### COMPATIBILITY WITH SIP

#### ANSWER THE CALL FROM A PERSONAL COMPUTER


SIP compatibility allows receiving calls from the outdoor panels on a computer. For this, it is required to have a Voice over IP software, compatible with SIP, installed on a computer, such as LINPHONE. The integration with IVMS software for managing installations is also possible, which incorporates SIP clients such as GENETEC - Sipelia.



© Copyright Belledonne Communications

#### ANSWER THE CALL FROM A TELEPHONE SYSTEM

In the installations where an IP telephone system compatible with SIP already exists, such as in offices or shopping centres, it will be possible to answer the call from one of the telephones previously installed. Thanks to the SIP compatibility, the FERMAX outdoor panels will be an additional extension to the IP telephone central guard unit and calls from the panels will be received at the terminals assigned in the central guard unit.



### GPON OPTICAL FIBER

- Being a 100% IP system, there is no distance limit because it can be installed in fiber optic infrastructures such as GPON.
- The main advantage is that the cost of the network infrastructure is much lower than an Ethernet or conventional active fiber optic network.
- There can be numerous IP services on the same infrastructure such as IP TV, IP voice calls, IP CCTV, etc. As a result, the costs of the infrastructure are shared between several services.



7 ALARM + TAMPER  
DETECTION  
ZONES







### TECHNICAL CAPABILITIES

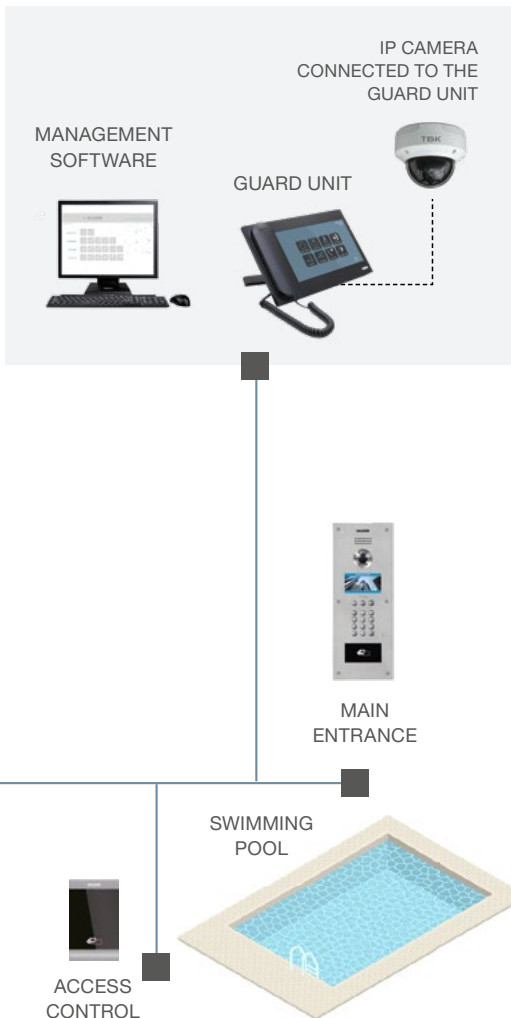
- 1 Virtually unlimited number of units can run under MEET installation.
- 2 Unlimited distances from end to end of the installation.
- 3 Multichannel for conversations and data flows, with unlimited capacity.
- 4 GPON fiber optic infrastructure compatible.



### WIRING

-  CAT5 CABLE
-  FIBER OPTICS\*
-  ALARM
-  LIFT

\* A converter is required to switch from UTP to FO.



### MODERN PROTOCOL

Flexible, quick and adaptable. MEET is a highly efficient peer to peer IP protocol based system. Easy to install, configure and maintain. MEET system's flexible IP addressing eases the network management structure. Decentralised architecture communication structure allowing each terminal to work independently without a need of a centralised server. The system is compatible with GPON networks.

### COMPLETE SOLUTION

Communication, alarms, lift control and access control. MEET allows to communicate with the visitor and offer them a safe pass through doors. Its centralised alarm infrastructure provides a 24/7 protection against intrusion and the unexpected. Its complete lift control function allows you to see the lift's status clearly, there is no need to worry that you will miss the lift again.



52750	PROXIMITY CARD MIFARE
52740	PROXIMITY KEY FOB MIFARE
9538	MEET PC DESKTOP PROXIMITY READER
9540	MEET MANAGEMENT SOFTWARE
Registration and deactivation of proximity cards and facial recognition. Events registration. Sending messages to home monitors.	
9546	MEET WIEGAND DOOR CONTROLLER
9545	MEET LIFT CONTROL GATEWAY
1616	10 RELAY MODULE
1490	EXTERNAL DOORLOCK RELAY
It allows the simultaneous activation of a second relay in parallel to the panel or as a secondary relay on 1/W panels.	
1491	4 RELAY PANEL MODULE
Only for digital panels.	
1494	GUEST CODE MODULE
Third party access control integration is required.	

## 7. Power supply and switcher



4813	POWER SUPPLY DIN6 100-240VAC/12VDC-2A
For non-PoE devices, 1 power supply is required for every 4 devices. It is recommended that each entrance panel and guard unit has its own power supply for the easy of the installation.	
1586	4 PoE PORTS SWITCH + 2 UPLINK PORTS
1587	8 PoE PORTS SWITCH + 2 UPLINK PORTS
1498	12Vdc PoE SPLITTER

# SIP Technology

## Marine SIP with IP technology, a leading solution in **integration** and **functionality**







The **MARINE SIP** panel represents a significant step forward in terms of codec and protocol configuration options, enabling **greater compatibility of the video door entry system with IP telephony manufacturers.**

### BUSINESS SECTOR solutions








Ref. 31722

### Metro stations. Airports. **Petrol stations**

-  Call to local or remote control centre according to day/night schedules.
-  **Simultaneous registration on 2 SIP servers.**
-  **Long press:** call to 112-Emergencies.
-  Connection with NVR: **24h recording**
-  Saving call images on **SD card** or remote server.
-  Integration in **Public Address System.**

### Nursing homes. Hospitals. **Penitentiary centres**

-  Call to control centre from the panel or beds.
-  Playback of a **reassuring message.**
-  **Acoustic and visual signalling.**
-  Connection of external loudspeaker/microphone.
-  Manual acceptance of incoming calls.



Ref. 1680



It works with other MEET products, FERMAX's 100% IP video door entry system, such as IP monitors and guard unit, making it the ideal choice for projects where security and communication in residential communities and the business sector are a priority.



Ref. 1676

## Accessible bathrooms

- Call to control centre from the pull cord.
- Playback of a **reassuring message**.
- Acoustic and visual signalling.**
- OneToOne with built-in inductive loop\*.

\*Requires 24Vdc power supply for the loop power supply. Visual signalling does not require additional power supply.

## Area of refuge

- Call to control centre.
- Playback of a **reassuring message**.
- Acoustic and visual signalling.**
- Characteristic colour** for easy identification.






Ref. 1690







Ref. 31722

### High-End Villas

-  Opening **2 doors** (main and service) via 2 different codes.
-  **Opening times** for service personnel.
-  Integration with **home automation**.

### Detached houses

-  Compatible with MEET terminals and MEET ME call divert\*.
-  **Plug&Play**. Minimal configuration.

MARINE SIP  
by FERMAX

House entrance  
Ref. 1670

\*Call divert MEET ME licence ref.1496 not included.



MEET  
FEEL NO LIMITS FERMAX

General entrance  
Ref. 1455



## Marine SIP panels

The **MARINE SIP** panel is available in **1 to 5 pushbutton** models, with a **high-quality 316L stainless steel finish. PoE powered**. It also offers various mounting options (flush or surface), depending on the needs and requirements of the specific installation. With a resistance against **external factors IP65** rating and an **impact resistance IK09** rating, it is particularly robust and has vandal-proof features as standard, which ensures safe and reliable operation.

### SERIE ST1 // Panel: 150x180mm



ref.1670  
CP101



ref.1671  
CP201



ref.1690  
CP101 (RAL 3020)



ref.1680  
AP101



ref.1681  
AP201

**4641** **MARINE ST1 FLUSH BOX**  
130x160x55mm

**4645** **MARINE ST1 SURFACE BOX**  
154x184x96mm

### SERIE ST2 // Panel: 150x240mm



ref.1672  
CP102



ref.1673  
CP103



ref.1674  
CP202



ref.1682  
AP102



ref.1683  
AP103



ref.1684  
AP202



ref.1676  
CVP101



ref.1677  
CVP201



ref.1686  
AVP101



ref.1687  
AVP201

**4642** **MARINE ST2 FLUSH BOX**  
130x220x55mm

**4646** **MARINE ST2 SURFACE BOX**  
154x244x96mm

### SERIE ST3 // Panel: 150x360mm



ref.1675  
CP105



ref.1678  
CVP103



ref.1685  
AP105



ref.1688  
AVP103

**4643** **MARINE ST3 FLUSH BOX**  
130x340x55mm

**4647** **MARINE ST3 SURFACE BOX**  
154x364x96mm

**1667** **10 MARINE SIP PANEL P2-P3 CABLES**

**4813** **P.S.U. DIN6 100-240VAC/12VDC-2A**

**4840** **P.S.U. DIN-6 100-240VAC/24VDC-2A**

**67501** **UNIVERSAL LOCK RELEASE 990N-P22 10-24V MAX**

**67524** **UNIVERSAL LOCK RELEASE 990A-S 12-24V MAX**

## MARINE ELITE SIP panel



**PROELITE**  
The wizard to  
create your  
Marine Elite panels.



### 31722 MARINE ELITE SIP PANEL



- Panel with special colour, format, arrangement of elements and dimensions. Minimum width 150mm.
- **Laser logo and text marking.** The engraving of the panels is only available on steel-coloured panels. Other colours cannot be engraved.
- Pushbuttons -0 to 5- without cardholder and free arrangement..
- Integration of access control modules (up to 2) and special combinations with amplifier, pushbuttons and other accessories such as **information window**, or L-window with rear support for the integration of third-party proximity readers (max. reader size 104x45x18mm).



COMMUNICATION

ACCESSIBILITY  
Optional

PUSHBUTTONS  
Up to 5

ACCESS CONTROL  
Optional

Audio + Video



Audio



OneToOne and Inductive Loop



The inductive loop requires 24Vdc power supply

With cardholder



Without cardholder



Memokey keypad



DESFIRE or EM proximity reader



**NOTE:** Proximity reader/keypad: integrated in the front of the SIP panel, but without communication with it. Its inputs and/or outputs can be wired to the SIP panel to perform additional functions. Additional power supply required. Wiegand output for integration with FERMAX AC-MAX or third-party systems.

# MARINE SIP

by FERMAX

## MARINE SIP WITH IP TECHNOLOGY, A LEADING SOLUTION IN INTEGRATION AND FUNCTIONALITY



The **MARINE SIP** panel is an advanced and versatile solution that has been designed for the integration of the video door entry system with IP telephony systems.

Possibility to set sequential call jumps with configurable time.

Selecting the destination of different calls according to the time (no need for SIP server).

Sending HTTP commands for the activation of home automation scenarios.

Sending RTSP video stream to CCTV recorders or home automation screens with up to 3 simultaneous connections.

Registration on SIP servers.

The panel also has connectivity thanks to its compatibility with the MEET ME application, the call divert service from video intercom to mobile phone, providing greater flexibility and control over communications.

Call divert MEET ME licence ref.1496 not included.







4+N





Analogue door  
entry system



# 4+N Technology

The analogue system uses 4 common wires for the entire installation plus 1 call (or call return) wire per home (4+N). N is the number of homes.

- It is recommended in small/medium-sized buildings, 7 accesses maximum.
- The AMPLIFIER includes volume potentiometer, both outdoor panel-monitor and monitor-outdoor panel, to adjust the optimal volume.
- It is the most cost-effective and basic solution.

<b>Wiring</b>	4+N
<b>Number max. of homes</b>	Unlimited. As much as call wires
<b>Number max. of outdoor panels</b>	7
<b>Central Unit</b>	No
<b>Maximum distance</b>	Limited. Depends on cable type
<b>Communication privacy outdoor panel-home</b>	No
<b>Indoor terminal programming</b>	Programming of indoor terminal not required
<b>Voice message in amplifier</b>	Only in building amplifiers
<b>Colour camera</b>	No. Only audio.

Available **two models** of amplifiers:

- A) **Kit or Basic Amplifier.**
- B) **Building or Complete Amplifier.**

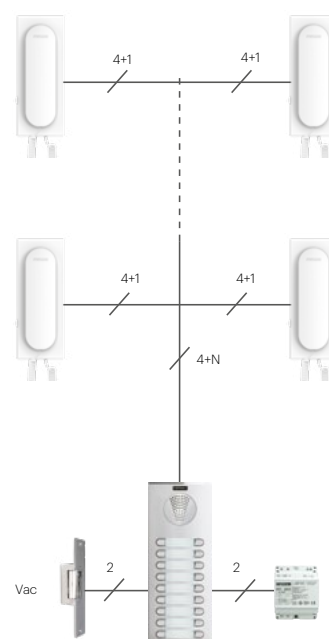
**The Basic or Kit model** includes:

- 1) Electronic call with standard FERMAX ring tone.
- 2) Illumination connection for pushbuttons and cardholders.
- 3) 4+N terminal strip.
- 4) Potential-free relay for door release connection.
- 5) Audio control on the panel and in the home.

**The Complete model**, in addition to the functions in the Basic model, includes:

- 1) Possibility of selecting the type of call (electronic or buzzer).
- 2) Possibility of selecting type of installation: FERMAX (parted grounds) or Universal (common ground).
- 3) Voice synthesiser with the message 'The door is open' up to 32 languages.
- 4) Connector for outdoor panels in MDS system.
- 5) Second call tone (Cp2).
- 6) Possibility to connect the One-to-One module (ref.7448) for people with hearing impairment. The One-to-One module with induction loop (ref.7452) is not compatible with the 4+N system.
- 7) In CITYLINE panels, the cardholder lighting is always activated as standard.

In CLASSIC panels, the Complete or Building model, the cardholder is as default without lighting, but the amplifier has a pushbutton which illuminates the cardholders while the button is pressed.



# 4+N Technology

## 1. Outdoor panel



SKYLINE consists of **9 different-sized frames** where different modules can easily be fitted. Modules come in 2 sizes, designated V and W. W modules is twice the size of V.

### FRAMES



### AUDIO



**ref.7400** Complete W\*  
**ref.7399** Basic W

### DOUBLE PUSHBUTTONS



**ref.7369** 8 Push. 2x4 W  
**ref.7370** 4 Push. 2x2 V  
**ref.7374** 2 Push. 2x1 V

### SINGLE PUSHBUTTONS



**ref.7365** 4 Push. 1x4 W  
**ref.7366** 2 Push. 1x2 V  
**ref.7373** 1 Push. 1x1 V

### INFORMATIVE MODULES



**ref.7445** Cardholder W  
**ref.7444** Cardholder V  
**ref.7448** OneToOne V

### STAND-ALONE ACCESS CONTROL



**ref.7438** Direct Keypad W  
**ref.7463** **ref.7440**  
**DESFIRE** **EM**  
Proximity reader V\*

\*See references for compatible identifiers on page 113.

### ACCESSORIES



**ref.7443** Complemento Metálico W  
**ref.7442** Complemento Metálico V

See accessories page 45.

If the configuration requires more than one panel, you will need a connection cable ref.2540 between the panels (1 cable for each additional panel). The flush-mounted boxes must be joined laterally with a set of flush-mounted joining bolts (ref.8829). Select the flush box corresponding to the panel series.

**Ref.2540 SKYLINE 4+N 3H CONNECTION CABLE**

\*Note: Read more about the Complete amplifier functions on the page 90.

# 4+N Technology



**cityline**  
by FERMAX

CITYLINE is a monoblock concept panel. It is characterised by its curved profile and distinctive pushbuttons.

There are 9 different panel dimensions called "SERIES", all with the same width but different height and pushbutton capacities.

It is manufactured in a highly weather resistant anodised aluminium profile (IP43 IK7). The pushbuttons and displays are chromed zamak, the amplifier frontal in aluminium and the interior is protected by a stainless steel grid.

The watertight pushbuttons are designed and tested in the most demanding conditions to achieve great durability and reliability.

## PUSHBUTTON CITYLINE PANELS

Select the panel according to the number of apartments. In case that several flush boxes of the same size are combined, it will be necessary to use the Joining Bolts Set (ref.8829).

### SERIES 1 // Panel: 130x128

Flush box (ref.8851): 115x114x45



ref.70701  
1 Push.

ref.70001  
2 Push.

### SERIES 4 // Panel: 130x199

Flush box (ref.8854): 115x185x45



ref.70731  
3 Push.

ref.70741  
4 Push.

ref.70031  
6 Push.

ref.70041  
8 Push.

### SERIES 5 // Panel: 130x246

Flush box (ref.8855): 115x233x45



ref.70121  
10 Push.

ref.70131  
12 Push.

### SERIES 6 // Panel: 130x294

Flush box (ref.8856): 115x280x45



ref.70221  
14 Push.

ref.70231  
16 Push.

### SERIES 7 // Panel: 130x341

Flush box (ref.8857): 115x328x45



ref.70321  
18 Push.

ref.70331  
20 Push.

### SERIES 8 // Panel: 130x389

Flush box (ref.8858): 115x375x45



ref.71141  
22 Push.

ref.71151  
24 Push.

Dimensions: (width) x (height) x (depth) mm.





## Cityline Classic

Cityline Classic is the range of audio door entry panels for small buildings. It stands out for its design, versatility and curved-convex profile. There are 9 continuous profile series, all of them the same width but with different heights and button capacities.

- The **PANELS** are made of highly weather-resistant anodised aluminium. A cellular rubber waterproof seal, ensures perfect fitting of the panel in the wall, preventing water from getting in.
- The metal **PUSHBUTTONS** have a rounded shape, to keep with the curved profile of the panel. They can be double or single. The amplifier emits a confirmation sound when the button is pressed.
- The **AMPLIFIER** is manufactured in SMD (Surface Mounting Device) and subject to a process of tropicalisation to withstand the most adverse weather conditions. It has: front button for lighting of card-holders, volume controls in both directions for optimum sound level free from feedback, call confirmation sound, voice synthesiser in different languages, etc.

**NOTE:** These panels include the Complete or Building amplifier. (See page 90 to find out the differences compared to the Basic or Kit amplifier).

### SERIES 1 // Panel: 130x128

Flush box (ref.8851): 115x114x45



ref.8500  
1 Push.

ref.8501  
2 Push.

### SERIES 4 // Panel: 130x199

Flush box (ref.8854): 115x185x45



ref.8592  
3 Push.

ref.8593  
4 Push.

ref.8590  
6 Push.

ref.8591  
8 Push.

### SERIES 5 // Panel: 130x246

Flush box (ref.8855): 115x233x45



ref.8620  
10 Push.

ref.8621  
12 Push.

### SERIES 6 // Panel: 130x294

Flush box (ref.8856): 115x280x45



ref.8660  
14 Push.

ref.8661  
16 Push.

### SERIES 7 // Panel: 130x341

Flush box (ref.8857): 115x328x45



ref.8700  
18 Push.

ref.8701  
20 Push.

### SERIES 8 // Panel: 130x389

Flush box (ref.8858): 115x375x45



ref.8740  
22 Push.

ref.8741  
24 Push.

## SKYLINE/CITYLINE/CITYLINE CLASSIC Panel accessories

If several flush-mount panels from the same series are combined, they can be joined laterally with a joining bolts set (ref.8829).

Select the flush box corresponding to the series of the panel.

	FLUSH BOX	CLASSIC SURFACE BOX	SURFACE BOX	HOOD SIMPLE	CITY FRAME SIMPLE
S1	ref.8851 115x114x45	ref.8951 130x128x33	ref.7061 130x128x33	ref.8400 135x130	ref.8251 225x310
S2	ref.8852 115x138x45	ref.8952 130x151x33	ref.7062 130x151x33	ref.8401 135x155	ref.8252 225x310
S3	ref.8853 115x162x45	ref.8953 130x175x33	ref.7063 130x175x33	ref.8402 135x177,5	ref.8253 225x375
S4	ref.8854 115x185x45	ref.8954 130x199x33	ref.7064 130x199x33	ref.8403 135x203	ref.8254 225x375
S5	ref.8855 115x233x45	ref.8955 130x246x33	ref.7065 130x246x33	ref.8404 135x250	ref.8255 225x375
S6	ref.8856 115x280x45	ref.8956 130x294x33	ref.7066 130x294x33	ref.8405 135x300	ref.8256 225x450
S7	ref.8857 115x328x45	ref.8957 130x341x33	ref.7067 130x341x33	ref.8406 135x345	ref.8257 225x450
S8	ref.8858 115x375x45	ref.8958 130x389x33	ref.7068 130x389x33	ref.8407 135x393	ref.8258 225x450
S9	ref.8982 115x420,5x45	ref.8984 130x436,5x33	ref.7069 130x436,5x33	ref.8480 135x440,5	ref.8259 225x495
S10	ref.8983 115x471x45	-	ref.7081 130x486x33	ref.8481 135x488	ref.8264 225x543

## 2. Telephones



VEO



EXTRA

<b>3426</b>	<b>VEO 4+N TELEPHONE</b>
<b>3431</b>	<b>UNIVERSAL VEO TELEPHONE</b>
Dimensions VEO: 82x214x43mm	

<b>3394</b>	<b>EXTRA LOFT 4+N TELEPHONE</b>
Dimensions: 85x220x40mm	

<b>80447</b>	<b>BASIC CITYMAX TELEPHONE WHITE</b>
Dimensions: 85x220x40mm	



ref.3749



ref.3389



ref.3388

<b>3749</b>	<b>VEO/LOFT TELEPHONE DESKTOP SUPPORT</b>
<b>3388</b>	<b>UNIVERSAL DECORATIVE FRAME. 120x240</b>
<b>3389</b>	<b>UNIVERSAL LARGE DECORATIVE FRAME. 210x240</b>
<b>3441</b>	<b>LOFT HANDSET WITH INDUCTIVE LOOP</b>
<b>3443</b>	<b>VEO HANDSET WITH INDUCTIVE LOOP</b>

# 4+N Technology

## 3. Distributors/switchers



ref.8811

88231	POWER SUPPLY/VOLTAGE DISTRIBUTOR
8811	AUDIO AUTOMATIC SWITCHER
8819	1/W AUDIO AUTOMATIC SWITCHER

## 4. Power supply



ref.4802

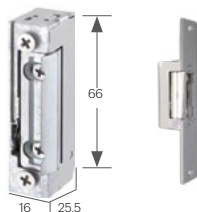


ref.4800

### FOR AUDIO INSTALLATION

4802	POWER SUPPLY DIN4 230VAC/12VAC-1A
4800	POWER SUPPLY DIN4 230VAC/12VAC-1,5A

## 5. Door lock releases



67501	LOCK RELEASE 990N-P22 MAX
30711	LOCK RELEASE 540N-S MAX
1821	LOCK RELEASE 540AB-S MAX
67524	UNIV. LOCK RELEASE 990A-S MAX

## 6. Accessories



ref.2040

### CALL ACCESSORIES

2040	ELECTRONIC CALL EXTENSION BELL
2068	BUZZER EXTENSION CALL
8053	4+N/MDS LIGHT OR BUZZER COMMANDER
2340	4+N/MDS CALL MULTIPLIER




ref.8053




ref.2340

### ADDITIONAL FUNCTIONS

2013	ADDITIONAL FUNCTIONS RELAY
88101	DOUBLE CONTACT RELAY 18Vdc
29001	TIMER



ref.2013



ref.29001



# Lock release

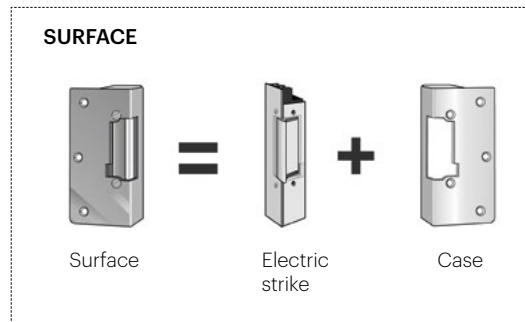
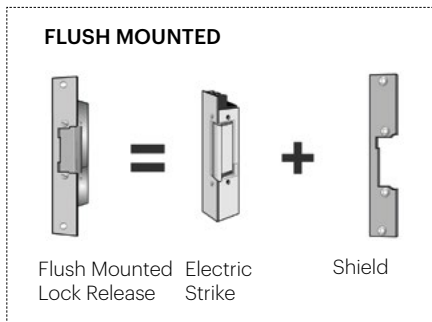




## Solutions for accesses

Flush mounted and surface

An electric door lock release basically consists of an electrical strike and a shield or case, depending on the installation system (flush mounted or surface).



## Operation modes

**NORMAL OPERATION N**

Allows door opening while the lock is powered.

N	12 Vac activation
N-412	12 Vdc activation
N-424	24 Vdc activation

**INVERTED OPERATION N-500**

Allows door opening while power to the lock release is off.

N-512	12 Vdc activation
N-524	24 Vdc activation

**AUTOMATIC OPERATION A**

**Ab (Sliding automatic) and Aa (Invisible automatic)**

Enables door opening with a short electric pulse. The lock release is automatically blocked when the door is closed again.

**A Automatic operation.**

A	12 Vac activation
A-412	12 Vdc activation
A-424	24 Vdc activation

**Ab Sliding automatic operation.**

Lets you slide the automatic function with the MAX latch setting.

Ab	12 Vac activation
Ab-412	12 Vdc activation

**Aa Invisible automatic operation.**

The automatic pin is suppressed to allow an easier fit to the mechanical lock. A very short electrical pulse is recommended.

Aa	12 Vac activation
Aa-412	12 Vdc activation

**ADDITIONAL OPERATION**

**- Unlocking lever - D**

The lock release with D in its description indicates the addition of a manual release lever which inhibits its function, which inhibits its operation, allowing free access.

ND Normal operation with release.  
AD Automatic operation with release.

**- Built-in microswitch - CTC.**

Allows monitoring of door status (open/closed). Suitable for security systems.


**- Adjustable latch bolt-MAX**

Allows a perfect fit between latch and bolt in the lock, with a 4mm margin. To order a MAX lock release, please add an 8 to the end of the reference of the compatible lock.

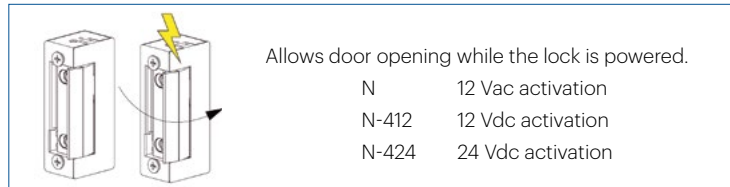
Dimensions: (width) x (height) x (depth) mm.

## 1. Flush mounted door lock release

### NORMAL N Operation



990 Series Consumption	
N	12Vac: 250mA; 12Vdc: 250mA 24Vac: 500mA; 24Vdc: 560mA
N-512	12Vdc: 175mA
MAX	+2mm



#### UNIVERSAL 10-24VAC/DC

67501	UNIV. LOCK RELEASE 990N-P22 MAX (short shield P22)
67511	UNIV. LOCK RELEASE 990ND-P22 MAX (short shield P22)
6750	ELECTRIC STRIKE 990N MAX
1813	ELECTRIC STRIKE 990ND MAX
1814	ELECTRIC STRIKE 990ND TOPMAX
67500	ELECTRIC STRIKE 990N CTC MAX
1817	UNIV. LOCK RELEASE 990N-L22 MAX (large shield L22)



540 Series Consumption		300 Series Consumption	
N.A	560mA	N-412	180mA
N-412	250mA	MAX	+4mm
N-512	200mA		
A-424	180mA		
MAX	+3mm		

#### STANDARD 12VAC

30711	LOCK RELEASE 540N-S MAX (short shield S)
28341	LOCK RELEASE 540ND-S MAX (short shield S)
1777	ELECTRIC STRIKE 540N MAX
1799	ELECTRIC STRIKE 540ND MAX

#### STANDARD 12VDC

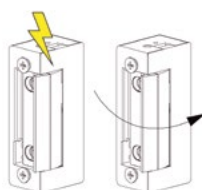
30701	LOCK RELEASE 540N-412-S MAX (short shield S)
30591	LOCK RELEASE 540ND-412-S MAX (short shield S)
1782	ELECTRIC STRIKE 540ND-412 MAX

#### BASIC

29588	LOCK RELEASE 300N-412-S MAX (short shield S)
-------	--

**NOTE:** The electric strike requires a S short shield (ref.2973) or M large (ref.2893). For 990 series, it's recommended a P22 short (ref.2894) shield.

### INVERTIDO N-500 Operation



Allows door opening while power to the lock release is off.

N-512	12 Vdc activation
N-524	24 Vdc activation

#### UNIVERSAL 12VDC

6780	ELECTRIC STRIKE 990N-512 MAX
67800	ELECTRIC STRIKE 990N-512 CTC MAX

#### STANDARD 12VDC

64801	LOCK RELEASE 540N-512-S MAX (short shield S)
1794	ELECTRIC STRIKE 540N-512 MAX

**NOTE:** D-Unlocking lever, CTC-Built-in microswitch, MAX-Adjustable latch bolt, P22-Short shield 22mm wide, S-Short shield 25mm wide, L22-Large shield 22mm wide.

## AUTOMATIC Operation A

### Ab (Sliding automatic) and Aa (Invisible automatic)

Enables door opening with a short electric pulse. The lock release is automatically blocked when the door is closed again.



#### A Automatic operation.

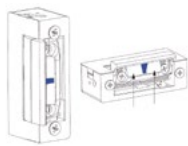
- A 12 Vac activation
- A-412 12 Vdc activation
- A-424 24 Vdc activation



#### Aa Invisible automatic operation.

The automatic pin is suppressed to allow an easier fit to the mechanical lock. A very short electrical pulse is recommended.


- Aa 12 Vac activation
- Aa-412 12 Vdc activation




#### Ab Sliding automatic operation.

Lets you slide the automatic function with the MAX latch setting.

- Ab 12 Vac activation
- Ab-412 12 Vdc activation



990 Series Consumption	
N	12Vac: 250mA; 12Vdc: 250mA 24Vac: 500mA; 24Vdc: 560mA
N-512	12Vdc: 175mA
MAX	+2mm



540 Series Consumption	
N,A	560mA
N-412	250mA
N-512	200mA
A-424	180mA
MAX	+3mm

### UNIVERSAL 12-24 VAC/DC

67521	LOCK RELEASE 990A-P22 (short shield P22)
67524	LOCK RELEASE 990A-S MAX (short shield S)
1824	LOCK RELEASE 990Ab-P22 MAX (short shield P22)
1823	LOCK RELEASE 990Ab-L22 MAX (large shield L22)
67531	LOCK RELEASE 990AD-P22 MAX (short shield P22+unlock.lever)
67532	LOCK RELEASE 990AD-L22 MAX (large shield P22+unlock.lever)
6752	ELECTRIC STRIKE 990A MAX
6753	ELECTRIC STRIKE 990AD MAX (unlocking lever)

### STANDARD

30691	LOCK RELEASE 540A-S MAX (short shield S)
28201	LOCK RELEASE 540AD-S MAX (short shield S+unlock.lever)
1821	LOCK RELEASE 540Ab-S MAX (short shield S)
28151	LOCK RELEASE 540Aa-S MAX (short shield S)
64551	LOCK RELEASE 540AbD-S MAX (short shield S+unlock.lever)
1812	ELECTRIC STRIKE 540Ab MAX
1780	ELECTRIC STRIKE 540Aa MAX
1811	ELECTRIC STRIKE 540AbD MAX (unlocking lever)
1781	ELECTRIC STRIKE 540AaD MAX (unlocking lever)

### STANDARD 12 VDC

1820	LOCK RELEASE 540Ab-412-S MAX
1810	ELECTRIC STRIKE 540Ab-412 MAX
1728	ELECTRIC STRIKE 540Aa-412 MAX
1727	ELECTRIC STRIKE 540AaD-412 MAX (unlocking lever)

**NOTE:** D-Unlocking lever, CTC-Built-in microswitch, MAX-Adjustable latch bolt, P22-Short shield 22mm wide, S-Short shield 25mm wide, L22-Large shield 22mm wide.



## 2. Surface door lock release

### NORMAL N Operation

2001 SERIES



ref.2923

2003 SERIES



ref.2940

2000 Series consumption		
N	12Vac	980mA

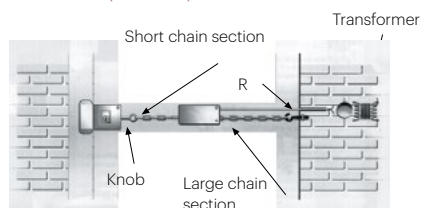
#### WITHOUT DEADBOLT ENTRY 12 VAC

2923	LOCK RELEASE N-2001 CHROME
2940	LOCK RELEASE N-2003 ANODIZED ALUM.
2984	LOCK RELEASE 8000N WITH CHAIN
3064	LOCK RELEASE PN (PANIC BAR)
2879	ELECT. RIM LOCK 962-DOUBLE KEY+PUSHBUTTON

#### WITH DEADBOLT ENTRY 12 VAC

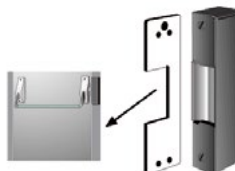
3004	LOCK RELEASE 6000N GREY
------	-------------------------

8000 SERIES (with chain) ref.2984



8000 Series consumption		
N	12Vac	980mA

P SERIE (anti-panic) ref.3064



P Series consumption		
N	12Vac	980mA


962 SERIES ref.2879



962 Series consumption		
N	12Vac	850mA
N	12Vdc	1.7A
15W / 18W		

### AUTOMATIC Operation A

6000 SERIES



6000 Series consumption		
N.A	12Vac	980mA

6000A DIN left


#### WITH DEADBOLT ENTRY 12 VAC

3005	LOCK RELEASE 6000A GREY
3006	LOCK RELEASE 6000AD GREY

## 3. Special door lock release

### INVERTED Operation N-500

**ELECTROMAGNETICS**



Current consumption Electromagnetic locks	
12Vcc	400mA
24Vcc	200mA



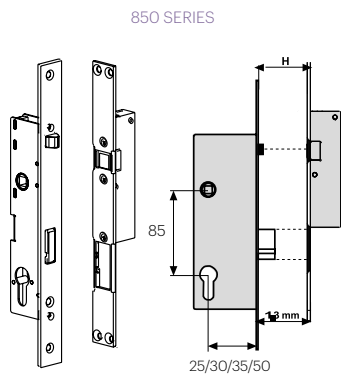
<b>30504</b>	<b>ELECTROMAGNETIC LOCK FLUSH-MOUNTED 280KG</b>
Electromagnetic lock release, flush mounted, with CTC microswitch and new LED signalling to know the door status. Automatic detection of 12/24Vdc operation.	

<b>30505</b>	<b>ELECTROMAGNE. LOCK SURFACE-MOUNTED 280KG</b>
Electromagnetic lock release, surface mounted, with CTC microswitch and new LED signalling to know the door status. Automatic detection of 12/24Vdc operation.	

<b>30506</b>	<b>BRACKE TL3</b>
<b>30507</b>	<b>BRACKET DOUBLE Z</b>
<b>30508</b>	<b>U BRACKET FOR GLASS DOOR</b>

<b>1699</b>	<b>ELECTRIC BOLT MOD.700N-512/524 (V7-FSA)</b>
Electropiston with inverted operation, ideal for security, banks and access control installations.	

### AUTOMATIC Operation 12Vac



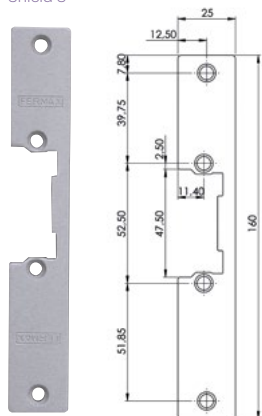
ref.3101 / ref.3102

850 Series consumption:	
12Vdc	1.350mA
12Vac	990mA

<b>3101</b>	<b>SEG.850/50 A AUTOMATIC LOCK</b>
<b>3102</b>	<b>SEG.850/25 A AUTOMATIC LOCK</b>
When the door is closed, the bolt is passed automatically with no need for keys.	

## ACCESSORIES

Shield S

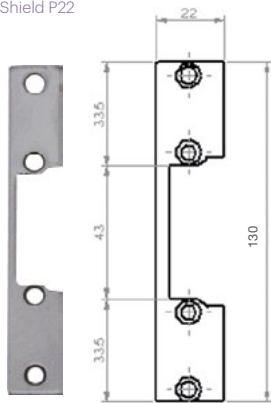


ref.2973

2987



Shield P22



ref.2894

### FLUSH MOUNTED LOCK RELEASE

2973	S-TYPE GREY SHORT SHIELD
2893	M-TYPE GREY LARGE SHIELD
2894	P22-TYPE SHORT SHIELD
2892	L22-TYPE GREY SHIELD
2975	G-TYPE GREY LARGE SHIELD (36mm)
2985	GE-TYPE GREY LARGE SHIELD (12mm)

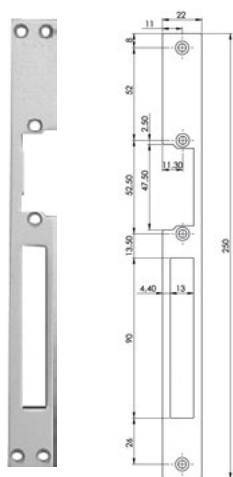
### SURFACE LOCK RELEASE (SHIELD)

2987	SHIELD TYPE-2006 GREY
------	-----------------------

### FOR ALL TYPE OF LOCK RELEASE

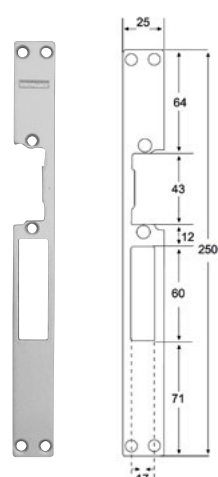
2913	2C DOUBLE CONTACT (WHITE)
7776	2CN DOUBLE DOOR CONTACT (BLACK)
2922	3C TRIPLE DOOR CONTACT
3083	X1 FLEXIBLE CONDUIT (30cm)
4800	POWER SUPPLY DIN4 230VAC/12VAC-1,5A
4802	POWER SUPPLY DIN4 230VAC 12VAC/1A
4813	POWER SUPPLY DIN6 100-240VAC/12VDC-2A
1076	MC740 G2 MAGNETIC CONTACT

Shield L22



ref.2892

Shield GE



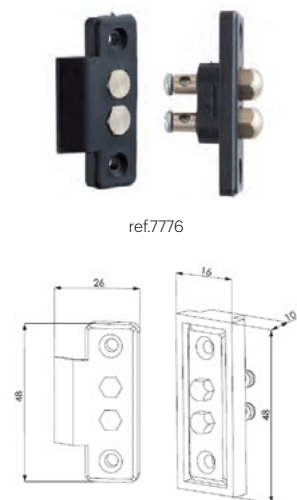
ref.2985

Contact 2C



ref.2913

Contact 2CN



ref.7776



# Access control





Solutions for  
restricted areas



Add more SECURITY with  
**DESFIRE!**

# DESFIRE

CARDS / KEY FOBS  
IMPOSSIBLE TO COPY



## SECURE THE ACCESS TO YOUR BUILDING

DESFIRE IS PERFECT FOR:

**Small installations**

Stand-alone

**Large installations**



With and without keypad for double authentication factor.  
Wiegand mode operation

**Integrated in video door entry systems**

**CORA S8, Skyline, Marine y Marine SIP panels.**



**Custom proximity key fob (ref.4529)\***



**AT NO ADDITIONAL COST**




\*Please consult conditions.



## 1. Access control kits





ref.5194

<b>NEW</b>	<b>5194 ONLINE RESISTANT MEMOKEY KIT</b>   		
	<b>Authentication:</b> PIN/PROXIMITY (MIFARE/EM)	<b>Aesthetic:</b> Resistant	<b>Controller:</b> External
	<b>Authorisations:</b> IR Remote Control/App	<b>Users:</b> 1000 (local ) + 500 (App)	
Includes keypad (ref.5293), controller with IR control (ref.5193) and 12Vdc/2A power supply (ref.4813). Change keypad codes remotely via the app.			




ref.5237

<b>5237 RESISTANT PROXIMITY KIT</b>  		
<b>Authentication:</b> Proximity (MIFARE/EM)	<b>Aesthetic:</b> Resistant	<b>Controller:</b> External
<b>Authorisations:</b> IR Remote control	<b>Users:</b> 1000	
Includes proximity reader (ref.5296), controller with IR remote control (ref.5276), power supply 12Vdc/2A (ref.4813), 3 cards MIFARE (ref.52750) y 2 key fob MIFARE (ref.52740).		



ref.4905

<b>4905 EM CITYLINE PROXIMITY KIT</b> 		
<b>Authentication:</b> Proximity (EM)	<b>Aesthetic:</b> Cityline	<b>Controller:</b> Integrated
<b>Authorisations:</b> Master card	<b>Users:</b> 400	
Flush mounted. Includes reader (ref.6992), power supply 12Vac/1A (ref.4802), 5 cards EM (ref.23361) and 1 key fob EM (ref.4515) and S1 flush box (ref.8948)		
<b>Optional</b>	5276 MINI STAND-ALONE CONTROLLER* (External controller, 1000 users, remote control IR)	
	2306 MANUAL PROGRAMING KEYPAD (Programmer compatible with FERMAX EM cards)	





ref.4906

<b>4906 CITYLINE MEMOKEY KIT</b>		
<b>Authentication:</b> PIN	<b>Aesthetic:</b> Cityline	<b>Controller:</b> Integrated
<b>Authorisations:</b> Master PIN	<b>Users:</b> 100	
Flush mounted. Includes keypad (ref.6991) and power supply 12Vac/1A (ref.4802) and S1 flush box (ref.8948)		



ref.5238

<b>5238 RESISTANT MEMOKEY KIT</b>  		
<b>Authentication:</b> Pin/Proximity (MIFARE/EM)	<b>Aesthetic:</b> Resistant	<b>Controller:</b> Integrated
<b>Authorisations:</b> PIN Master	<b>Users:</b> 600	
Includes keypad (ref.5293), power supply 12Vac/1A (ref.4802), 3 cards MIFARE (ref.52750) and 2 key fob MIFARE (ref.52740). Authentication options: PIN only, Proximity only, PIN+Proximity.		



ref.5249

<b>5249 RF 868MHZ SYSTEM KIT FOR SHOPS</b>		
<b>Authentication:</b> RF	<b>Aesthetic:</b> Other	<b>Controller:</b> Integrated
<b>Authorisations:</b> Prog.button	<b>Users:</b> 500	
It includes receiver (ref.5250), power supply 12Vac/1A (ref.4802) and 3 remote controls (ref.5259).		

## 2. Readers and keypads

### INTEGRATED Controller



ref.6992/6957



ref.6991




ref.5293





ref.5250


<b>6957 CITYLINE DESFIRE PROXIMITY READER</b>  		
<b>Authentication:</b> Proximity	<b>Aesthetic:</b> Cityline	<b>Controller:</b> Integrated
<b>Authorisations:</b> Master card	<b>Users:</b> 400	Includes flush box S1 ref. 8948
<b>Power supply:</b> 12Vac/cc		

<b>6992 EM CITYLINE PROXIMITY READER</b> 		
<b>Authentication:</b> Proximity (EM)	<b>Aesthetic:</b> Cityline	<b>Controller:</b> Integrated
<b>Authorisations:</b> Master card	<b>Users:</b> 400	Includes flush box S1 ref. 8948
<b>Power supply:</b> 12Vac/cc		

<b>6991 CITYLINE MEMOKEY</b>		
<b>Authentication:</b> PIN	<b>Aesthetic:</b> Cityline	<b>Controller:</b> Integrated
<b>Authorisations:</b> PIN Master	<b>Users:</b> 100	Includes flush box S1 ref. 8948
<b>Power supply:</b> 12Vac/cc		

<b>5293 RESISTANT KEYPAD W/PROXIMITY</b>  		
<b>Authentication:</b> PIN/Proximity (MIFARE/EM)	<b>Aesthetic:</b> Resistant	<b>Controller:</b> Integrated
<b>Authorisations:</b> PIN Master	<b>Users:</b> 600	
<b>Power supply:</b> 12Vac/cc		
<b>Optional</b> 5276. CONTROLLER MINI* (C.External, 1000 users, control remote IR)		

<b>5250 RF BASIC-2B RECEIVER</b>		
<b>Authentication:</b> RF	<b>Aesthetic:</b> Other	<b>Controller:</b> Integrated
<b>Authorisations:</b> Prog.button	<b>Users:</b> 500	
<b>Power supply:</b> 12Vac/cc		

 "Identifiers cannot be copied"

### EXTERNAL Controller



Equipment that has a **Wiegand output** and requires a stand-alone external mini controller ref. 5193 and 12Vdc power supply (ref.4813):



ref.6958/6957




ref.5296

<b>6958 CITYLINE WG MIFARE/EM PROXIMITY READER</b>  		
<b>Authentication:</b> Proximity (MIFARE/EM)	<b>Aesthetic:</b> Cityline	<b>Controller:</b> External

<b>6957 CITYLINE DESFIRE PROXIMITY READER</b>  		
<b>Authentication:</b> Proximity (DESFIRE)	<b>Aesthetic:</b> Cityline	<b>Controller:</b> External
Includes flush box S1 ref. 8948		

<b>5296 EM/MIFARE WIEGAND RESISTANT PROXIMITY READER</b>  		
<b>Authentication:</b> Proximity (EM/MIFARE)	<b>Aesthetic:</b> Resistant	<b>Controller:</b> External
Includes flush box S1 ref. 8948		

 "Identifiers cannot be copied"



# Access control

SMALL  
INSTALLATIONS



ref.5190



ref.5266

<b>5190 WIEGAND CITYLINE KEYPAD</b>		
<b>Authentication:</b> PIN	<b>Aesthetic:</b> Cityline	<b>Controller:</b> External
Includes flush box S1 ref. 8948		
<b>5266 RF-WIEGAND RECEIVER 12VDC</b>		
<b>Authentication:</b> RF	<b>Aesthetic:</b> Other	<b>Controller:</b> External

## Accessories



ref.4533 / 4534



ref.4813



ref.5287



ref.5207



ref.67501



ref.5288



ref.1076



ref.2306



ref.24661

<b>4533</b>	<b>LECTOR DE TARJETAS USB DESFIRE</b>
<b>4534</b>	<b>PROGRAMADOR USB TARJETAS DESFIRE</b>
<b>4813</b>	<b>ALIMENTADOR DIN6 100-240VCA 12VCC/2A</b>
<b>67501</b>	<b>ABREPUERTAS UNIVERSAL 990N-P22 12-24Vcc/ca</b>
<b>67524</b>	<b>ABREPUERTAS UNIVERSAL 990A-S 12-24Vcc/ca</b>
<b>5287</b>	<b>PULSADOR EMPOTRAR (2 HILOS)</b>
<b>5288</b>	<b>PULSADOR SUPERFICIE (2 HILOS)</b>
<b>5207</b>	<b>PULSADOR SIN CONTACTO EMPOTRAR 12VCC (4 HILOS)</b>
<b>5208</b>	<b>CAJA SUPERFICIE PULSADOR SIN CONTACTO</b>
<b>1076</b>	<b>CONTACTO MAGNÉTICO</b>
<b>7061</b>	<b>CAJA SUPERFICIE CITYLINE S1 (130x128x33 mm)</b>
<b>7062</b>	<b>CAJA SUPERFICIE CITYLINE S2 (130x151x33 mm)</b>
<b>8851</b>	<b>CAJA EMPOTRAR S1 (115x114x45 mm)</b>
<b>2306</b>	<b>TECLADO PROGRAMACIÓN PRIVATE EM</b>
<b>24661</b>	<b>CONVERSOR USB A RS-485</b>

Dimensions: (width) x (height) x (depth) mm.


\* Ref. 5276 requires 12Vdc power supply via additional power supply ref. 4813.

**NEW**

# Generate keypad codes and open the door from your smartphone



Can be installed together with:



Keypad codes created by the app are available in addition to those created locally (by the IR remote control/master card)

## Wi-Fi door controller for proximity readers and keypads

**Remote management via app.** (Internet connection required).

**NEW**

- Remote door opening via the app.
- Add / delete users via the app (Up to 500 users/1000 codes).
- Creation of single-use guest codes.
- Temporary restrictions.
- Events log.

**Local management via IR remote control.**

**NEW**

- Siren output (after 10 failed attempts and/or door open/forced alarm).
- Door status (magnetic contact ref.1076 or door contacts ref.2913 or ref.7776 must be connected).
- Automatic card collection mode.

- Up to 1,000 users.
- Programmable via IR remote control.

**5193 WIEGAND 1 DOOR WIFI MINI CONTROLLER**

Available in March 2025.



# inkey

MINI FERMAX

Input power: 12Vdc.

1,8" Display.

Configuration by touching the optic reader.


Up to 150 readers in the same LAN.

External relay connection when used in standalone mode.

Integrated proximity reader.

Compatible with MIFARE key fobs/cards (ref.52740/52750).



5233 INKEY MINI IP FINGERPRINT READER 		
<b>Authentication:</b> Fingerprint/Proximity (MIFARE)	<b>Aesthetic:</b> Other	<b>Controller:</b> Integrated
<b>Authorisations:</b> PC	<b>Users:</b> 5000	
Free fingerprint management software. IP65 protection degree. Surface-mounted installation indoor or outdoor. Fingerprint cloning via USB flash drive.		
<b>Optional</b>	5234	USB INKEY MINI FINGERPRINT READER
	2013	ADDITIONAL FUNCTIONS RELAY
	5276	MINI STAND-ALONE CONTROLLER (External controller, 1000 users, remote control IR, secure door)

# KITS. GUIDE TO CHOOSING THE RIGHT PRODUCT

## 1 How will the **user** be identified?

PROXIMITY	PIN CODE	FINGERPRINT	RF
			
6992/6957 EM	6991/5190	5233 MF	5250
			
5296 MF/EM	5293 MF/EM		

**RECOMMENDED**

<b>DESFIRE</b> 13,56MHz AES 256	<b>EM</b> 125KHz	<b>MIFARE</b> 13,56MHz
------------------------------------	---------------------	---------------------------

User identification by **key fobs or cards**.  
Standard or enhanced security with AES 256 encryption (DESFIRE).  
Also available on certain keypad models.

## 2 How many **users** will need to be managed?



## 3 Which **aesthetic** do you prefer?

### RESISTANT



### CITYLINE



### SKYLINE

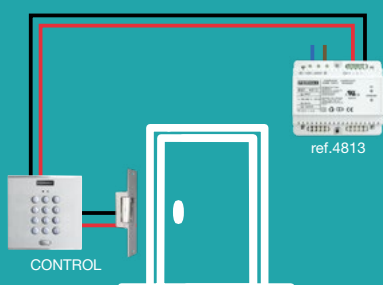
See DUOX PLUS section  
Integration with video  
door entry system

See page 46

## 4 Do you need to increase the **security** of the door?

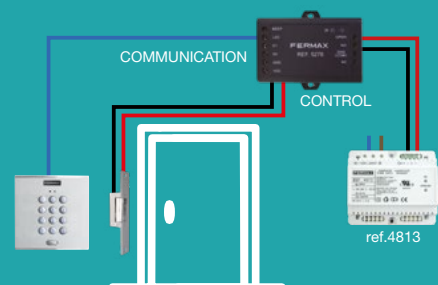
### NO Devices with internal controller

- They have a relay for a direct control of the electric lock release.
- Number of users according to each equipment.
- Management of the users by card, PIN... master.



### YES Devices with external controller ref. 5276

- They have communication with the equipment that controls the door: secured door. The keypad/reader does not have wiring to the rear of the door lock.
- Extended number of users: 1000 users.
- User management via IR control.





## Summary



Authentication	Technology Proximity	Users	Aesthetic	Controller	Ref.	Kit
Proximity	EM	400	Cityline	Integrated	6992	4905
	Desfire	400			6957	
PIN Code		100			6991	4906
PIN Code + Proximity	Mifare/EM	600	Resistant		5293	5238
RF		500	-		5250	5249
Fingerprint + Proximity	Mifare	5.000	Inkey Mini		5233[1]	
Smartphone	Bluetooth	Unlimited	-		2637	

Proximity	EM	1.000	Cityline	External (ref. 5276) [2]	6992	4905
	Desfire					6957
	EM/Mifare				6958	
	EM/Mifare		Resistant		5296	5237
PIN Code			Cityline		5190	
PIN Code + Proximity	Mifare		Resistant		5293	5238
RF			-		5266	
Fingerprint + Proximity	Mifare	Inkey Mini	5233			


[1] Although it has a relay, it is necessary to connect an External relay to control a door release. It is recommended to use ref. 2013 relay.










[2] Ref. 5276 requires 12Vdc power supply via an additional power supply ref. 4813.

## Identifiers

RECOMMENDED	DESFIRE 			NEW 
	KEY FOB	CUSTOM KEY FOB	CARD	
		<b>NEW</b> 		
<b>4532</b>	<b>4529*</b>	<b>4531</b>		
	AT NO ADDITIONAL COST			

\*Please consult conditions

 "Identifiers cannot be copied"

EM 				MIFARE 		RF 868Mhz	
KEY FOB	CUSTOM KEY FOB	CARD	BRACELET	KEY FOB	CARD	REMOTE CONTROL	
	<b>NEW</b> 						
<b>4515</b>	<b>4519*</b>	<b>23361</b>	<b>6949</b>	<b>52740</b>	<b>52750</b>	<b>5259</b>	<b>5231</b>

\*Please consult conditions

## 3. AC-MAX access control system



Complete system for users management from PC, both locally and remotely by means of a free PC software.

Free software available at [www.fermax.com](http://www.fermax.com)



### ADVANCED FEATURES

- Real-time event logging.
- Remote software management: configuration, registration/cancellation of users, etc.
- Timetable control.
- Anti-passback, occupancy limitation, automations.

### ADVANTAGES



Easy to install and competitive kit format



Assistant that guides the installer through the process of creating their own configuration



Visual management of accesses via IP network with site map




Integrated fingerprint readers which are managed using the same software



Allows events to be registered in customisable formats

### 2 OR 4 DOORS KIT

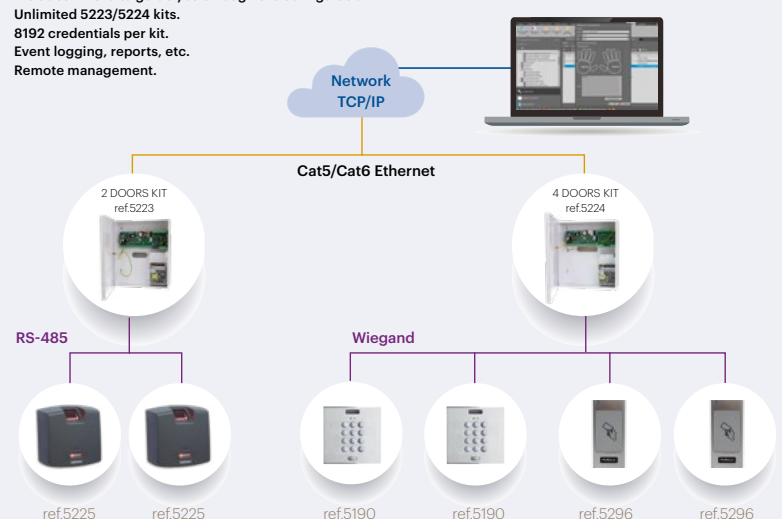


- Control of 2 or 4 doors. Up to 4 or 8 entry/exit readers. Wiegand/RS-485 connection.

### BASIC SCHEME

Free software. Includes wizard to guide you through the configuration. Unlimited 5223/5224 kits. 8192 credentials per kit. Event logging, reports, etc. Remote management.

LOCAL AND REMOTE MANAGEMENT

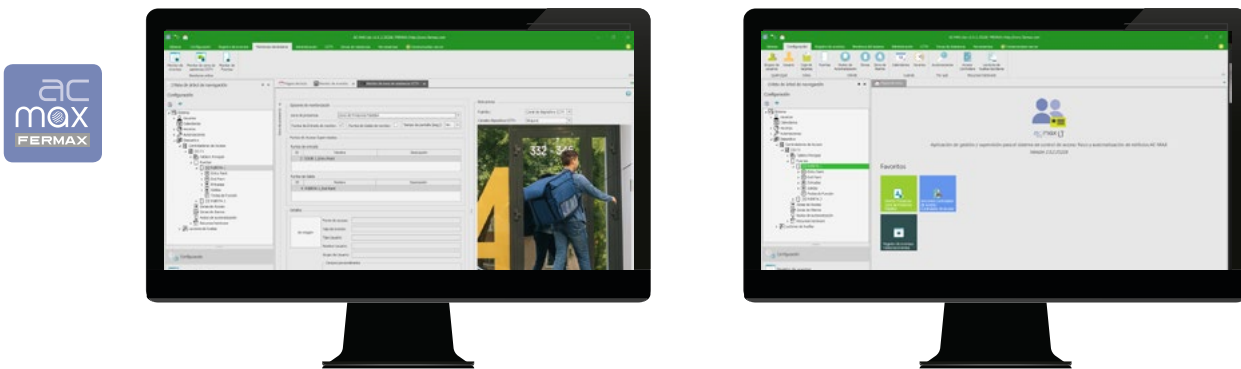


## AC-MAX LT 2.0 Software

One single free software with all common required functions already built-in: system configuration, management of users, roles and credentials, log of events, reports, integration of CCTV cameras, occupancy limit&count,...

“ST version” also available, with advanced functionalities.

**Available languages:** Spanish, English, Portuguese, French, German, Dutch.



SOFTWARE FEATURES	LT 2.0
<b>CAPACITY</b>	
Licences required	NO
No. OF DOORS	No limits
No. OF USERS/CENTRAL	8.192
No. OF CENTRAL UNITS	No limits
No. OF RELAYS	No limits/ 128 per controller
No. OF SENSORS	No limits/ 128 per controller
No. OF EVENTS	8.000.000
<b>BASIC FUNCTIONS</b>	
Configuration Wizard	YES
Real time event monitoring	YES
Reports	YES
Built-in fingerprint enrolment	YES
Site Map	NO*
Software remote door opening	YES
Local Antipassback	YES
Different operator profiles	YES
Access Zones	YES
Occupancy limit	YES
Occupancy count	YES
List of persons in a zone	YES
Alarm zones	YES
Automations	YES (8 modes)
Credential expiry date	YES
Different credentials per user	YES

SOFTWARE FEATURES	LT 2.0
<b>ADVANCED FUNCTIONS</b>	
Limited number of accesses per user	NO
Global Antipassback	NO*
Perimetral zones	NO*
Client/Server installation	YES
Multi company partition	NO**
Different projects management	YES
Internet remote management	YES
Time & Attendance	BASIC
Basic visit management	NO*
Design/Print prox. cards	NO*
Advanced authorization	NO*
Authentication policies	YES
Asset management	NO*
Email alerts	NO*
Fire Alarm inputs	NO*
<b>INTEGRATION</b>	
External Database	YES
CCTV video stream reception	YES
API	FREE
Lift Control	NO*
<b>NEW</b> Automatic Number Plate Recognition	NO*

\* Check availability with ST 2.0 version.

\*\*Available in ST 2.0 version and requires a licence.

## KITS



ref.5223




ref.5224

<b>5223</b>	<b>2-DOOR AC-MAX CONTROLLER KIT</b>
Includes metal box with power supply, an IP controller unit and a 2 door expander. Dimensions: 295x285x90. Power supply: 3,6 A.	
<b>5224</b>	<b>4-DOOR AC-MAX CONTROLLER KIT</b>
Includes metal box with power supply, an IP controller unit and a 4 door expander. Dimensions: 325x305x100. Power supply: 5,4 A.	

For projects with more than 4 doors: just connect the desired number of kits to the same IP network. They are managed from a single software by IP.

## ACCESSORIES

<b>6957 DESFIRE CITYLINE READER</b> <b>6958 MIFARE CITYLINE READER</b>  Wiegand	<b>5296 RESISTANT PROX. READER</b>  Wiegand	<b>5293 PROX. RESISTANT KEYPAD</b>  Wiegand	<b>5190 CITYLINE KEYPAD</b>  Wiegand	<b>5266 RF RECEIVER</b>  Wiegand	<b>5225 FINGERPRINT READER</b>  RS-485
---	--	--	--	---	---



ref.5222











ref.5201



ref.1608/5204

<b>5222</b>	<b>LIFT CONTROL 8 FLOOR KIT</b>
The 5222 kit includes a 5221 licence for the control of up to 8 plants. This kit can accommodate a maximum of 2x additional ref. 5201. From the ninth floor upwards, include one 5201 + 5221 for each additional 8 floors.	
<b>5201</b>	<b>EXPANDER 8 INPUTS / 8 OUTPUTS (EXP8-IO)</b>
<b>5221</b>	<b>L.C. 8 FLOORS LICENCE Extension</b>
<b>5209</b>	<b>METAL BOX FOR LIFT CONTROL</b>
<b>1608</b>	<b>AC-MAX LICENCE DONGLE (KEY6-USB)</b>
<b>5204</b>	<b>DESKTOP PROXIMITY READER AC-MAX (KEY3-USB)</b>

\* For desfire desktop reader use ref.4533.

DESFIRE			RF 868Mhz		MIFARE		
KEY FOB	CUSTOM KEY FOB		REMOTE CONTROL		KEY FOB	CARD	
4532	NEW	4529*	4531	5259	5231	52740	52750
							
AT NO ADDITIONAL COST							

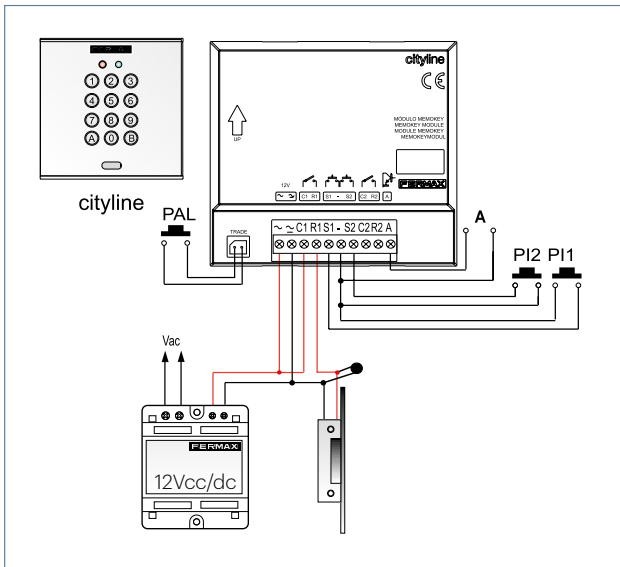
\*Please check conditions



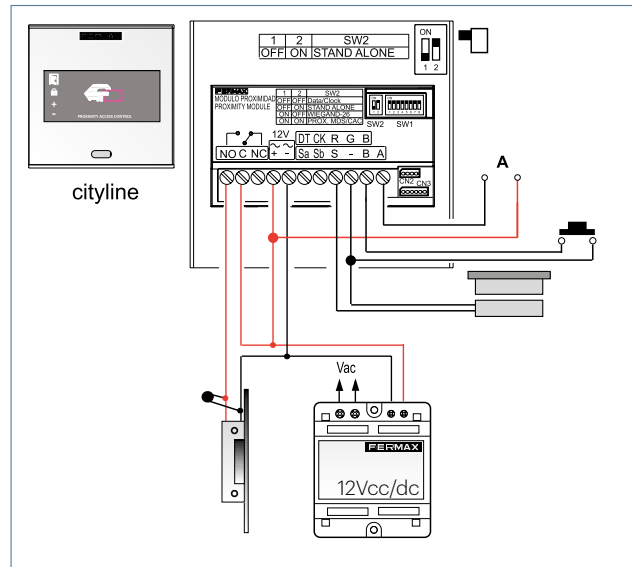
# Access control

## DIAGRAM. KITS WITH INTEGRATED CONTROLLER

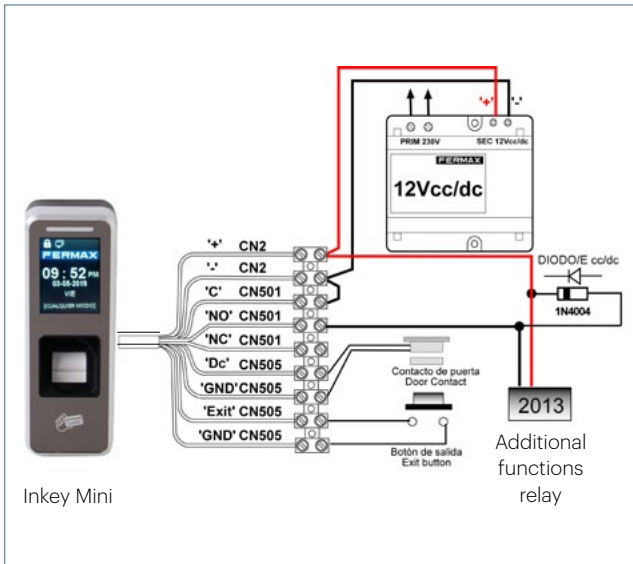
### KEYPAD



### PROXIMITY



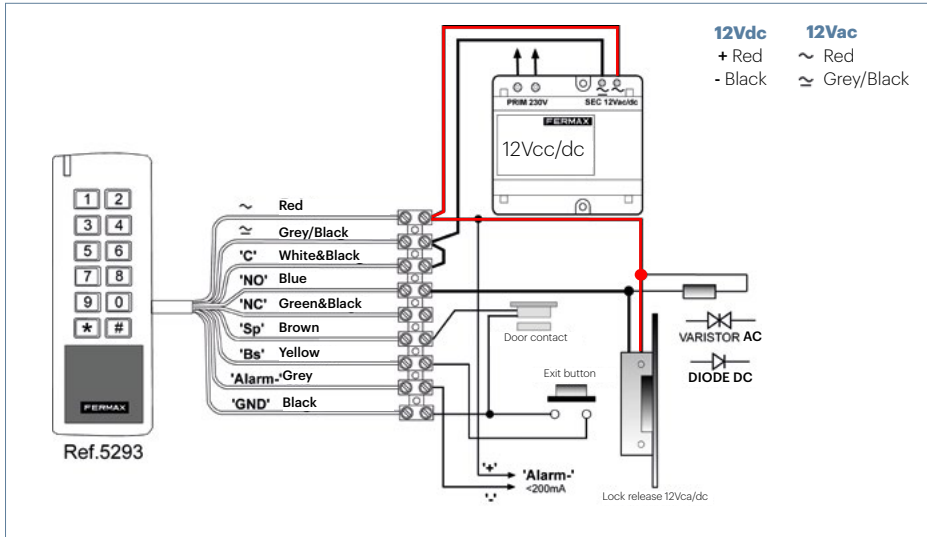
### FINGERPRINT



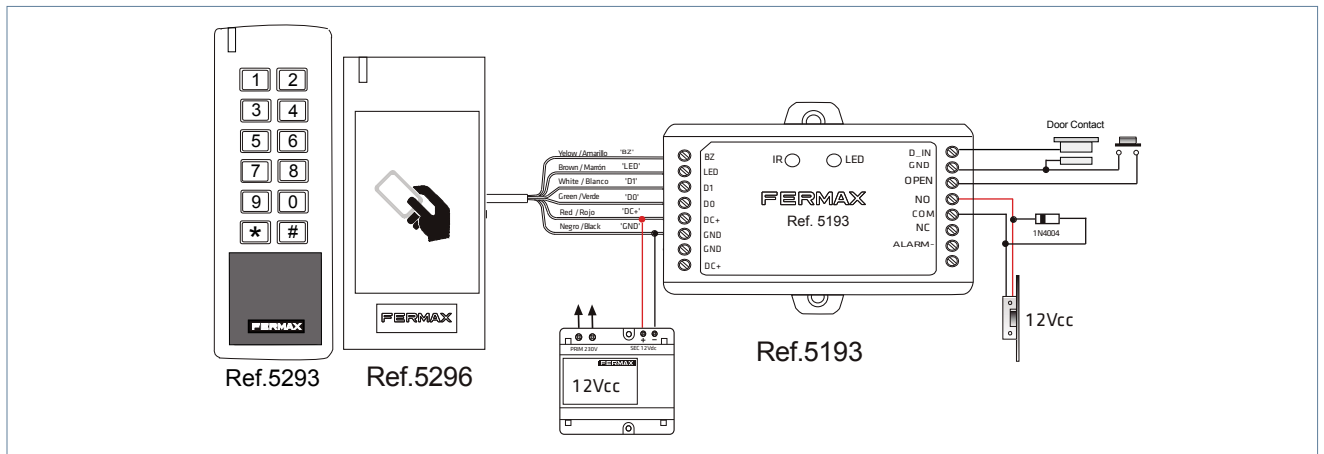
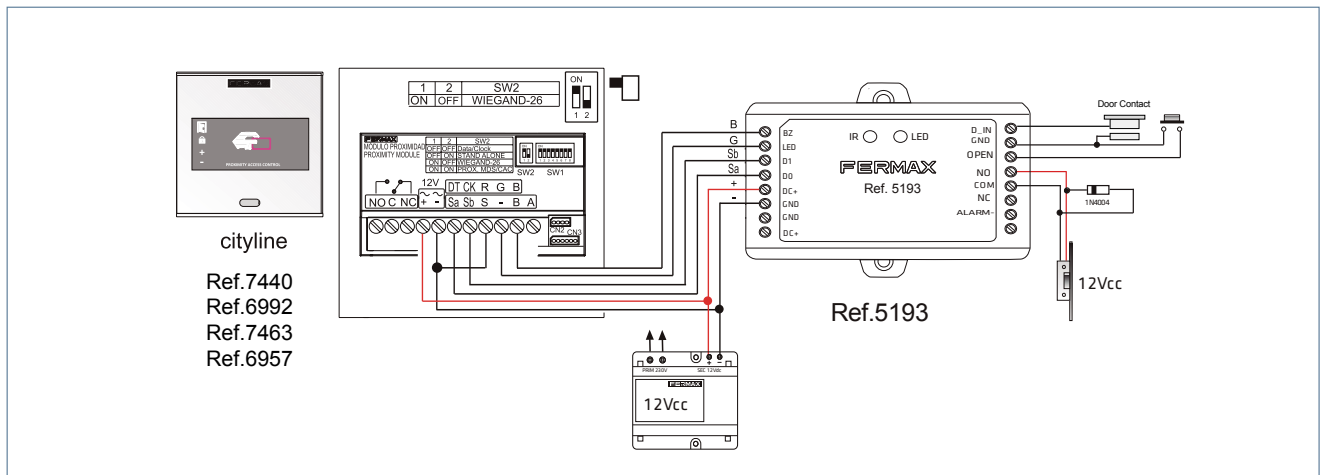
# Access control

## DIAGRAM. KITS

### RESISTANT KEYPAD WITH INTEGRATED CONTROLLER

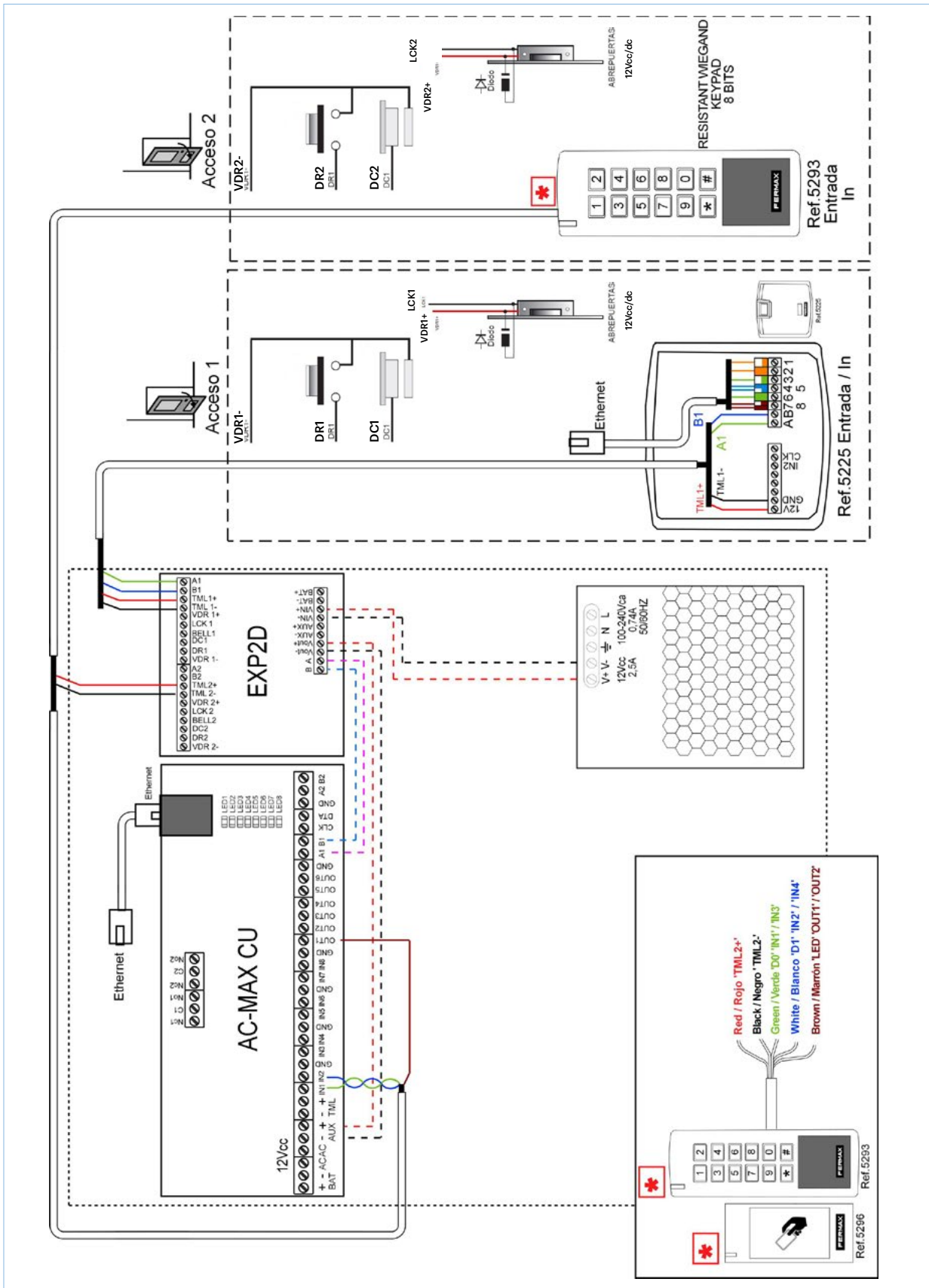


### WITH WIEGAND 1 DOOR WIFI MINI CONTROLLER



# Access control

DIAGRAM. AC-MAX









# Commercial references index

REF.	DESCRIPTION	PAGE
1076	MC740 G2 MAGNETIC CONTACT	103,109
1440	P.S.U. DIN8 26VDC-2A	21
1445	KIN TOUCH PANEL MEET	70
1449	KIN PANEL FLUSH BOX MEET	70
1455	MARINE DIGITAL VIDEO PANEL MEET	73,84
1456	MARINE DIRECTORY PANEL MEET	73
1457	MARINE MEET HOOD	73
1458	MARINE PANEL SURFACE BOX MEET	73
1459	MARINE PANEL FLUSH BOX MEET	73
1485	MEET MONITOR DESKTOP SUPPORT	74,75
1489	WIT 10' MONITOR FLUSH BOX MEET	74
1490	EXTERNAL DOORLOCK RELAY MEET	81
1491	MEET 4 RELAY MODULE	81
1494	MEET GUEST CODE WIEGAND MODULE	81
1496	MEETME CALL DIVERT LICENSE W/O TERM 1APT	77
1498	SP-POE12 POE SPLITTER	81
1506	1W MEET VIDEO WIT 10" WHITE KIT	23
1507	1W MEET VIDEO WIT 10" BLACK KIT	23
1508	1W MEET VIDEO NEO WHITE KIT	22
1521	1/W VIDEO WAY 7" KIT	21
1522	2/W VIDEO WAY 7" KIT	21
1525	7" WAY KIT MONITOR	21
1527	1/W COLOUR WAY VIDEO KIT PANEL	21
1528	2/W COLOUR WAY VIDEO KIT PANEL	21
1570	WAY-FI PLUS P.S.U. DIN8 32VDC-3.5A	20
1571	1W VIDEO WAY-FI PLUS 7" KIT	20
1572	7" WAY-FI PLUS KIT MONITOR	20
1573	1W WAY-FI PLUS VIDEO KIT PANEL	20
1586	SWITCH POE 4 PORTS	22,23,62,81
1587	SWITCH POE 8 PORTS	81
1608	USB AC-MAX LICENSE KEY6-LKY	116
1616	FERMAX MEET RELAY DECODER 10 OUTPUTS	81
1667	10 CABLES P2-P3 MARINE SIP PANEL	85
1670	MARINE SIP PANEL ST1 CP101	84,85
1671	MARINE SIP PANEL ST1 CP201	85
1672	MARINE SIP PANEL ST2 CP102	85
1673	MARINE SIP PANEL ST2 CP103	85
1674	MARINE SIP PANEL ST2 CP202	85
1675	MARINE SIP PANEL ST3 CP105	85
1676	MARINE SIP PANEL ST2 CVP101 DDA	83,85
1677	MARINE SIP PANEL ST2 CVP201 DDA	85
1678	MARINE SIP PANEL ST3 CVP103 DDA	85
1680	MARINE SIP PANEL ST1 AP101	82,85
1681	MARINE SIP PANEL ST1 AP201	85
1682	MARINE SIP PANEL ST2 AP102	85
1683	MARINE SIP PANEL ST2 AP103	85
1684	MARINE SIP PANEL ST2 AP202	85
1685	MARINE SIP PANEL ST3 AP105	85
1686	MARINE SIP PANEL ST2 AVP101 DDA	85
1687	MARINE SIP PANEL ST2 AVP201 DDA	85
1688	MARINE SIP PANEL ST3 AVP103 DDA	85
1690	MARINE SIP PANEL ST1 CP101 RED	83,85

REF.	DESCRIPTION	PAGE
1699	ELECTRIC BOLT MOD.700N-512/524 (V7-FSA)	102
1727	ELECTRIC STRIKE 540AaD-412 MAX	100
1728	ELECTRIC STRIKE 540Aa-412 MAX	100
1777	ELECTRIC STRIKE 540N MAX	99
1780	ELECTRIC STRIKE 540Aa MAX	100
1781	ELECTRIC STRIKE 540AaD MAX	100
1782	ELECTRIC STRIKE 540N-412 MAX	99
1794	ELECTRIC STRIKE 540N-512 MAX	99
1799	ELECTRIC STRIKE 540ND MAX	99
1810	ELECTRIC STRIKE 540Ab-412 MAX	100
1811	ELECTRIC STRIKE 540AbD MAX	100
1812	ELECTRIC STRIKE 540Ab MAX	100
1813	UNIVERSAL ELECTRIC STRIKE 990ND 10-24V MAX	99
1814	UNIVERSAL ELECTRIC STRIKE 990ND TOP 10-24V MAX	99
1817	UNIVERSAL ELECTRIC STRIKE 990N-L22 10-24V MAX	99
1820	LOCK RELEASE 540Ab-412-S MAX	100
1821	LOCK RELEASE 540Ab-S MAX	95,100
1823	LOCK RELEASE 990Ab-L22 12-24V MAX	100
1824	LOCK RELEASE 990Ab-P22 12-24V MAX	100
1832	MILO TOUCH DIGITAL VIDEO PANEL MEET	71
2008	8 CALL EXTENSION MODULE	51
2013	ADDITIONAL FUNCTIONS RELAY	95
2040	ELECTRONIC EXTENSION CALL	63,95
2068	BUZZER EXTENSION CALL	95
2289	MARINE JOINING BOLTS SET	51
2306	MANUAL PROGRAMING KEYPAD	46,109
2340	CALL MULTIPLIER	95
2441	16 CALL EXTENSION MODULE	51
2540	4+N SKYLINE CABLE CONNECTION	91
2541	DUOX/VDS/BUS2 SKYLINE CABLE CON. 6W	47
2542	5W CITY PANEL CABLE CONNECTION	47
2879	ELECTRIC RIM LOCK MOD.962-DOUBLE KEY+PUS-HBUTTON	101
2892	L22-TYPE GREY SHIELD	103
2893	M-TYPE SHIELD	103
2894	P22-TYPE GREY SHIELD	103
2913	DOOR CONTACT 2C (DOUBLE)	103
2922	DOOR CONTACT 3C (TRIPLE)	103
2923	LOCK RELEASE N-2001 CHROME	101
2940	LOCK RELEASE N-2003 AL.ANOD	101
2973	S-TYPE SHIELD	103
2975	G-TYPE GREY SHIELD	103
2984	LOCK RELEASE MOD.8000N WITH CHAIN	101
2985	GE-TYPE SHIELD	103
2987	2006-TYPE GREY CASE	103
3004	LOCK RELEASE MOD.6000N	101
3005	LOCK RELEASE MOD.6000A	101
3006	LOCK RELEASE 6000AD	101
3064	LOCK RELEASE MOD.PN (panic)	101
3083	FLEXIBLE CONDUIT	103

REF.	DESCRIPTION	PAGE
3101	AUTOMATIC LOCK MOD.850/50A	102
3102	AUTOMATIC LOCK MOD.850/25A	102
3233	DUOX PLUS BASIC RELAY	63
3255	DUOX PLUS LINE ADAPTOR	59
3267	DUOX PLUS RELAY	63
3268	1W DUOX PLUS DUAL REGENERATOR	61
3269	2W DUOX PLUS REGENERATOR	61
3289	DUOX PLUS FILTER 24VDC	59
3388	UNIVERSAL FRAME	56,94
3389	UNIVERSAL FRAME LARGE	56,94
3394	4+N EXTRA LOFT TELEPHONE	94
3426	VEO 4+N TELEPHONE	27,28,94
3431	UNIVERSAL 4+N VEO TELEPHONE	94
3441	LOFT TELEPHONE HANDSET W/INDUCT.LOOP	56,94
3443	VEO TELEPHONE HANDSET W/INDUCT.LOOP	56,94
3444	DUOX PLUS VEO TELEPHONE	26,56
3450	DUOX PLUS iLOFT TELEPHONE	26,56
3452	DUOX PLUS EXTRA LOFT TELEPHONE	56
3749	VEO/LOFT TEL. DESKTOP SUPPORT	56,94
4515	PROXIMITY KEYRING EM	46,113
4519	CUSTOM PROXIMITY KEYRING EM	46,113
4529	CUSTOM PROXIMITY KEYRING DESIFRE	46,113,116
4531	PROXIMITY CARD DESIFRE EV3	46,113,116
4532	PROXIMITY KEYRING DESIFRE EV3	46,113,116
4533	USB CARD READER DESIFRE	109
4534	USB PROGRAMMING CARDS DESIFRE	109
4579	SPECIAL ELITE MARINE RAINHOOD	51,73
4580	ELITE MARINE FLUSH BOX	51,73
4581	ELITE MARINE SURFACE BOX	51,73
4641	MARINE ST1 FLUSH BOX	18,26,48,85
4642	MARINE ST2 FLUSH BOX	18,85
4643	MARINE ST3 FLUSH BOX	49,85
4644	MARINE ST4 FLUSH BOX	49
4645	MARINE ST1 SURFACE BOX	48,85
4646	MARINE ST2 SURFACE BOX	85
4647	MARINE ST3 SURFACE BOX	49,85
4648	MARINE ST4 SURFACE BOX	49
4653	MARINE ST3+ FLUSH BOX	49
4654	MARINE ST3+ SURFACE BOX	49
4655	MARINE ST3+ HOOD	49
4701	MARINE ST1 HOOD	48
4703	MARINE ST3 HOOD	49
4704	MARINE ST4 HOOD	49
4800	P.S.U. DIN4 230Vac/12Vac - 1,5A	59,95,103
4802	P.S.U. DIN4 230VAC/12VAC-1A	17,18,19, 26,27,28,29, 59,95,103
4813	P.S.U. DIN6 100-240VAC/12VDC-2A	81,85,103,109
4825	POWER SUPP. UNIT+FILTER DIN10 24VDC-2.5A	59
4826	POWER SUPP. UNIT+FILTER DIN6 24VDC-1.5A	17,18,19,26
4840	P.S.U. DIN-6 100-240VAC/24VDC-2A	59,85

REF.	DESCRIPTION	PAGE
4845	1/W 4+N CITY KIT AUDIO PANEL	27
4860	1/W 4+N AUDIO CITY KIT	27
4862	2/W 4+N AUDIO CITY KIT	27
4863	3/W 4+N AUDIO CITY KIT	28
4864	4/W 4+N AUDIO CITY KIT	28
4865	10/W 4+N AUDIO CITY KIT	28
4866	6/W 4+N AUDIO CITY KIT	28
4867	12/W 4+N AUDIO CITY KIT	28
4868	8/W 4+N AUDIO CITY KIT	28
4869	14/W 4+N AUDIO CITY KIT	28
4871	16/W 4+N AUDIO CITY KIT	28
4874	18/W 4+N AUDIO CITY KIT	28
4875	20/W 4+N AUDIO CITY KIT	28
4876	22/W 4+N AUDIO CITY KIT	28
4877	24/W 4+N AUDIO CITY KIT	28
4905	CITYLINE PROXIMITY KIT	107
4906	CITY MEMOKEY KIT	107
5190	CITY KEYPAD READER	109,116
5191	SKYLINE KEYPAD READER	46
5193	WIEGAND 1 DOOR WIFI MINI CONTROLLER	110
5194	KIT MEMOKEY RESISTANT ONLINE	107
5201	AC-MAX EXPANDER 8 INPUTS/OUTPUTS EXP8-IO	116
5204	READER PROX. DESKTOP AC-MAX KEY3-USB	116
5207	CONTACTLESS PUSHBUTTON FLUSH MOUNTED	109
5208	CONTACTLESS PUSHBUTTON SURFACE BOX	109
5209	LIFT CONTROL METAL ENCLOSURE AC-MAX	116
5221	LIFT CONTROL 8 FLOORS LICENSE AC-MAX	116
5222	LIFT CONTROL 8 FLOORS KIT AC-MAX	116
5223	KIT AC-MAX 2 DOORS	116
5224	KIT AC-MAX 4 DOORS	116
5225	FPAC-MAX FINGERPRINT READER	116
5231	KEYSINGLE PLUS2 REMOTE CONTROL	46,113,116
5237	RESISTANT PROXIMITY KIT	107
5238	RESISTANT MEMOKEY KIT	107
5249	RF 868MHZ SYSTEM KIT FOR SHOPS	107
5250	RF BASIC-2B RECEIVER 12-24V	108
5259	RF KEYSINGLE MINI REMOTE CONTROL	46,113,116
5266	RF-WIEGAND RECEIVER 12 VDC	109,116
5287	EMBED EXIT BUTTON (SBUTTON 1)	109
5288	SURFACE EXIT BUTTON (SBUTTON 5)	109
5291	RF BASIC-MINI RECEIVER 12-24V	46
5293	KEYPAD W/PROXIMITY RESISTANT	108,116
5296	RESISTANT PROX. READER WG	108,116
5471	MARINE ST3 DIRECTORY PANEL	49
5636	iLOFT TEL. DESKTOP SUPPORT	56
5925	DUOX PARALLEL CABLE 2X1 RED/BLACK	63
6201	1/W CITYMAX AUDIO KIT WH./TEL	27
6202	2/W CITYMAX AUDIO KIT WH./TEL	27
6203	3/W CITYMAX AUDIO KIT WH./TEL	29
6204	4/W CITYMAX AUDIO KIT WH./TEL	29

REF.	DESCRIPTION	PAGE
6206	6/W CITYMAX AUDIO KIT WH./TEL	29
6208	8/W CITYMAX AUDIO KIT WH./TEL	29
6210	10/W CITYMAX AUDIO KIT WH./TEL	29
6212	12/W CITYMAX AUDIO KIT WH./TEL	29
6214	14/W CITYMAX AUDIO KIT WH./TEL	29
6216	16/W CITYMAX AUDIO KIT WH./TEL	29
6218	18/W CITYMAX AUDIO KIT WH./TEL	29
6220	20/W CITYMAX AUDIO KIT WH./TEL	29
6222	22/W CITYMAX AUDIO KIT WH./TEL	29
6224	24/W CITYMAX AUDIO KIT WH./TEL	29
6750	UNIVERSAL ELECTRIC STRIKE 990N 10-24V MAX	59,99
6752	UNIVERSAL ELECTRIC STRIKE 990A 12-24V MAX	59,100
6753	UNIVERSAL ELECTRIC STRIKE 990AD 10-24V MAX	100
6780	UNIVERSAL ELECTRIC STRIKE 990N-512 MAX	99
6949	PROX WRIST EM BLUE	46,113
6957	CITYLINE DESFIRE PROXIMITY READER	108,116
6958	CITYLINE WG MIFARE/EM PROXIMITY READER	108,116
6991	CITYLINE MEMOKEY	108
6992	CITYLINE PROXIMITY READER	108
7061	CITY S1 SURFACE BOX	47,94,109
7062	CITY S2 SURFACE BOX	94
7062	CITY S2 SURFACE BOX	47,109
7063	CITY SURFACE BOX S3	94
7063	CITY SURFACE BOX S3	47
7064	CITY SURFACE BOX S4	94
7064	CITY SURFACE BOX S4	47
7065	CITY SURFACE BOX S5	94
7065	CITY SURFACE BOX S5	47
7066	CITY SURFACE BOX S6	94
7066	CITY SURFACE BOX S6	47
7067	CITY SURFACE BOX S7	94
7067	CITY SURFACE BOX S7	47
7068	CITY SURFACE BOX S8	94
7068	CITY SURFACE BOX S8	47
7069	CITY SURFACE BOX S9	94
7069	CITY SURFACE BOX S9	47
7081	CITY SURFACE BOX S10	94
7081	CITY SURFACE BOX S10	47
7332	SKYLINE FRAME 2V (S2)	45,91
7333	SKYLINE FRAME 3V (S4)	45,91
7334	SKYLINE FRAME 4V (S5)	45,91
7335	SKYLINE FRAME 5V (S6)	45,91
7336	SKYLINE FRAME 6V (S7)	45,91
7337	SKYLINE FRAME 7V (S8)	45,91
7338	SKYLINE FRAME 8V (S9)	45,91
7339	SKYLINE FRAME 9V S10	45,91
7341	SKYLINE FRAME 1V (S1)	45,91
7365	4 PUSH. 104 W 4+N SKYLINE	91
7366	2 PUSH.102 V 4+N SKYLINE	91
7367	4 PUSH. 104 W VDS/BUS2 SKYLINE	45

REF.	DESCRIPTION	PAGE
7368	2 PUSH. 102 V VDS/BUS2 SKYLINE	45
7369	8 PUSH. 204 W 4+N SKYLINE	91
7370	4 PUSH. 202 V 4+N SKYLINE	91
7371	8 PUSH. 204 W VDS/BUS2 SKYLINE	45
7372	4 PUSH. 202 V VDS/BUS2 SKYLINE	45
7373	1 PUSH. 101 V 4+N SKYLINE	91
7374	2 PUSH. 201 V 4+N SKYLINE	91
7375	1 PUSH. 101 V VDS/BUS2 SKYLINE	45
7376	2 PUSH. 201 V DUOX/VDS SKYLINE	45
7399	SKYLINE AUDIO MODULE 4+N KIT	91
7400	4+N AUDIO SKYLINE MODULE W	91
7438	SKYLINE MEMOKEY W	45,46,91
7439	DUOX/VDS/MDS SKYLINE DIRECT KEYPAD W	45
7440	SKYLINE PROXIMITY READER V	45,46,91
7442	SKYLINE METALLIC COMPLEMENT V	45,91
7443	SKYLINE METALLIC COMPLEMENT W	45,91
7444	SKYLINE PANORAMIC CARDHOLDER V	45,91
7445	SKYLINE PANORAMIC CARDHOLDER W	45,91
7448	ONE TO ONE V MODULE SKYLINE	45,91
7452	ONE TO ONE W/IND. LOOP V MODULE SKYLINE	45
7457	SKYL. DUOX-PROX/FING. DIG. KEYPAD	45
7461	SKYLINE WG MIFARE/EM PROXIMITY READER V	46
7463	SKYLINE DESFIRE PROXIMITY READER	45,46,91
7470	DUOX PLUS SKYLINE DISPLAY	45
7701	DUOX PLUS CORA PANEL S6	42
7702	CORA DIRECTORY PANEL S6	42
7703	CORA FLUSH BOX S6	43
7704	CORA SINGLE ANGLE BOX S6	43
7705	CORA RAIN HOOD	43
7706	CORA DECORATIVE FRAME S6	43
7707	CORA DOUBLE FRAME S6	43
7708	CORA PANEL FLUSH MOUNTING SET	43
7709	CORA SURFACE BOX S6	43
7711	DUOX PLUS CORA PANEL S8	42
7713	CORA FLUSH BOX S8	43
7714	CORA SINGLE ANGLE BOX S8	43
7716	CORA DECORATIVE FRAME S8	43
7717	CORA DOUBLE FRAME S8	43
7719	CORA SURFACE BOX S8	43
7720	CORA PROXIMITY READER DUMMY	43
7722	CORA PANEL INDUCTIVE LOOP	43
7776	DOOR CONTACT 2CN (BLACK)	103
8053	UNIVERSAL LIGHT COMMANDER	95
8251	CITYLINE DECORATIVE FRAME S1	94
8251	CITYLINE DECORATIVE FRAME S1	47
8252	CITYLINE DECORATIVE FRAME S2	94
8252	CITYLINE DECORATIVE FRAME S2	47
8253	CITYLINE DECORATIVE FRAME S3	94
8253	CITYLINE DECORATIVE FRAME S3	47
8254	CITYLINE DECORATIVE FRAME S4	94



REF.	DESCRIPTION	PAGE
8254	CITYLINE DECORATIVE FRAME S4	47
8255	CITYLINE DECORATIVE FRAME S5	94
8255	CITYLINE DECORATIVE FRAME S5	47
8256	CITYLINE DECORATIVE FRAME S6	94
8256	CITYLINE DECORATIVE FRAME S6	47
8257	CITYLINE DECORATIVE FRAME S7	94
8257	CITYLINE DECORATIVE FRAME S7	47
8258	CITYLINE DECORATIVE FRAME S8	94
8258	CITYLINE DECORATIVE FRAME S8	47
8259	CITYLINE DECORATIVE FRAME S9	94
8259	CITYLINE DECORATIVE FRAME S9	47
8264	S10 CITY FRAME	94
8264	S10 CITY FRAME	47
8300	1/W CITY CLASSIC KIT PANEL	27
8378	CITY SINGLE ANGLE BOX S1	47
8379	CITY SINGLE ANGLE BOX S2	47
8380	CITY SINGLE ANGLE BOX S3	47
8381	CITY SINGLE ANGLE BOX S4	47
8382	CITY SINGLE ANGLE BOX S5	47
8383	CITY SINGLE ANGLE BOX S6	47
8384	CITY SINGLE ANGLE BOX S7	47
8385	CITY SINGLE ANGLE BOX S8	47
8386	CITY SINGLE ANGLE BOX S9	47
8387	CITY SIMPLE ANGLE BOX S10	47
8400	CITY SINGLE HOOD S1	94
8400	CITY SINGLE HOOD S1	47
8401	CITY SINGLE HOOD S2	94
8401	CITY SINGLE HOOD S2	47
8402	CITY SINGLE HOOD S3	94
8402	CITY SINGLE HOOD S3	47
8403	CITY SINGLE HOOD S4	94
8403	CITY SINGLE HOOD S4	47
8404	CITY SINGLE HOOD S5	94
8404	CITY SINGLE HOOD S5	47
8405	CITY SINGLE HOOD S6	94
8405	CITY SINGLE HOOD S6	47
8406	CITY SINGLE HOOD S7	94
8406	CITY SINGLE HOOD S7	47
8407	CITY SINGLE HOOD S8	94
8407	CITY SINGLE HOOD S8	47
8411	CITY DOUBLE HOOD S4	47
8412	CITY DOUBLE HOOD S5	47
8413	CITY DOUBLE HOOD S6	47
8414	CITY DOUBLE HOOD S7	47
8415	CITY DOUBLE HOOD S8	47
8427	CITY DOUBLE FRAME S4	47
8428	CITY DOUBLE FRAME S5	47
8429	CITY DOUBLE FRAME S6	47
8430	CITY DOUBLE FRAME S7	47
8431	CITY DOUBLE FRAME S8	47

REF.	DESCRIPTION	PAGE
8474	CITY DOUBLE FRAME S9	47
8480	CITY SINGLE HOOD S9	94
8480	CITY SINGLE HOOD S9	47
8481	SINGLE CITY HOOD S-10	94
8481	SINGLE CITY HOOD S-10	47
8483	CITY DOUBLE HOOD S9	47
8500	CITY CLASSIC PANEL S1 AP 101	93
8501	CITY CLASSIC PANEL S1 AP 201	93
8590	CITY CLASSIC PANEL S4 AP 203	93
8591	CITY CLASSIC PANEL S4 AP 204	93
8592	CITY CLASSIC PANEL S4 AP 103	93
8593	CITY CLASSIC PANEL S4 AP 104	93
8620	CITY CLASSIC PANEL S5 AP 205	93
8621	CITY CLASSIC PANEL S5 AP 206	93
8660	CITY CLASSIC PANEL S6 AP 207	93
8661	CITY CLASSIC PANEL S6 AP 208	93
8700	CITY CLASSIC PANEL S7 AP 209	93
8701	CITY CLASSIC PANEL S7 AP 210	93
8740	CITY CLASSIC PANEL S8 AP 211	93
8741	CITY CLASSIC PANEL S8 AP 212	93
8811	AUTOMATIC AUDIO SWITCHER	95
8819	1/W AUTOMATIC SWITCHER	95
8829	JOINING BOLTS SET	43,47
8851	CITY FLUSH BOX S1	47,94,109
8852	CITY FLUSH BOX S2	47,94
8853	CITY FLUSH BOX S3	47,94
8854	CITY FLUSH BOX S4	47,94
8855	CITY FLUSH BOX S5	19,26,47,94
8856	CITY FLUSH BOX S6	29,47,94
8857	CITY FLUSH BOX S7	29,47,94
8858	CITY FLUSH BOX S8	29,47,94
8948	CITY FLUSH BOX FOR KIT (S1)	17,26
8949	CITY FLUSH BOX FOR KIT (S4)	18
8951	CITY CLASSIC SURFACE BOX S1	94
8952	CITY CLASSIC SURFACE BOX S2	94
8953	CITY CLASSIC SURFACE BOX S3	94
8954	CITY CLASSIC SURFACE BOX S4	94
8955	CITY CLASSIC SURFACE BOX S5	94
8956	CITY CLASSIC SURFACE BOX S6	94
8957	CITY CLASSIC SURFACE BOX S7	94
8958	CITY CLASSIC SURFACE BOX S8	94
8982	CITY FLUSH BOX S9	47,94
8983	CITY S-10 FLUSH BOX	47,94
8984	CITY CLASSIC SURFACE BOX S9	94
9191	CITY PANEL S1 MODULAR DECORATIVE FRAME	47
9192	CITY PANEL S2 MODULAR DECORATIVE FRAME	47
9193	CITY PANEL S3 MODULAR DECORATIVE FRAME	47
9194	CITY PANEL S4 MODULAR DECORATIVE FRAME	47
9195	CITY PANEL S5 MODULAR DECORATIVE FRAME	47
9196	CITY PANEL S6 MODULAR DECORATIVE FRAME	47

REF.	DESCRIPTION	PAGE
9197	CITY PANEL S7 MODULAR DECORATIVE FRAME	47
9198	CITY PANEL S8 MODULAR DECORATIVE FRAME	47
9199	CITY PANEL S9 MODULAR DECORATIVE FRAME	47
9200	DOUBLE PANEL MODULAR FRAME KIT	47
9201	TRIPLE PANEL S9 MODULAR FRAME KIT	47
9404	DUOX PLUS TESTER	63
9410	VEO MONITOR DESKTOP SUPPORT	56
9419	10W DUOX PLUS DECODER/ISOLATOR	61
9420	VEO-XS/VEO-XL MONITOR DESKTOP SUPPORT	56
9424	DUOX PLUS VEO WIFI VIDEO GUARD UNIT	57
9425	4W DUOX PLUS DECODER/ISOLATOR	61
9445	DUOX PLUS VEO 4.3" MONITOR	53
9446	DUOX PLUS VEO WIFI 4.3" MONITOR	17,19,53
9447	DUOX PLUS CONNECTOR	17,18,19,53
9448	DUOX PLUS VEO-XS 4.3" MONITOR	53
9449	DUOX PLUS VEO-XS WIFI 4,3 MONITOR	17,18,19,53
9453	IP/DUOX PLUS INTERFACE+CAMERA KIT	62
9454	IP/DUOX PLUS CAMERA INTERFACE	62
9455	DUOX PLUS VEO DDA 4.3" MONITOR	53
9456	DUOX PLUS VEO WIFI DDA 4.3" MONITOR	18,53
9458	DUOX PLUS VEO-XS DDA 4.3" MONITOR	53
9459	DUOX PLUS VEO-XS WIFI DDA 4.3" MONITOR	18,53
9468	DUOX PLUS VEO-XL 7" MONITOR	53
9469	DUOX PLUS VEO-XL WIFI 7" MONITOR	17,19,53
9471	1W DUOX PLUS VIDEO CITY VEO-XL WIFI KIT	17
9472	2W DUOX PLUS VIDEO CITY VEO-XL WIFI KIT	17
9478	DUOX PLUS VEO-XL DDA 7" MONITOR	53
9479	DUOX PLUS VEO-XL WIFI DDA 7" MONITOR	53
9511	MILO 1W HOOD MEET	71
9512	MILO DIGITAL MEET PLATE VISOR	71
9513	KIN MEET RAIN HOOD	70
9533	1/W MILO VIDEO PANEL MEET	22,23,71
9534	1/W MILO VIDEO PANEL WITH PROX MEET	71
9535	MEET PROXIMITY READER	71
9538	MEET PC PROXIMITY READER	81
9540	MEET MANAGEMENT SOFTWARE	81
9542	MILO DIGITAL PANEL FLUSH BOX MEET	71
9543	MILO 1/W PANEL FLUSH BOX MEET	22,23,71
9545	MEET LIFT CONTROL GATEWAY	81
9546	MEET WIEGAND DOOR CONTROLLER	81
9982	POWER SUPPLY FOR PERIPHERAL CCTV CAMERA	22,23,62
9984	POWER ADAPTOR FOR PERIPHERAL CCTV CAMERA	22,23,62
9985	PERIPHERAL IP DOME CAMERA	22,23,62
9986	IP AUXILIARY CAMERA WITH WIFI	20
14501	NEO 7" MONITOR POE WHITE MEET	22,75
14591	MEET FLUSH BOX JOINING BOLTS SET	73
14721	WIT 7" MONITOR POE WHITE MEET	74
14723	WIT 7" MONITOR POE BLACK MEET	74
14831	WIT 10' HOME AUT. MONITOR POE WHITE MEET	23,74
14833	WIT 10' HOME AUT. MONITOR POE BLACK MEET	23,74

REF.	DESCRIPTION	PAGE
23361	PROXIMITY CARD W/O MAGNETIC STRIP EM	46,113
24661	USB ADAPTOR TO RS485	109
28151	LOCK RELEASE MOD.540Aa-S MAX	100
28201	LOCK RELEASE 540AD-S MAX	100
28341	LOCK RELEASE 540ND-S MAX	99
29001	TIMER	95
29588	LOCK RELEASE 300N-412-S MAX	59,99
30504	ELECTROMAGNETIC LOCK FLUSH-MOUNTED 280KG	102
30505	ELECTROMAGNE. LOCK SURFACE-MOUNTED 280KG	102
30506	BRACKET L-3	102
30507	DOUBLE Z BRACKET	102
30508	U-BRACKET FOR GLASS DOOR	102
30591	LOCK RELEASE 540ND-412-S MAX	99
30691	LOCK RELEASE 540A-S MAX	100
30701	LOCK RELEASE 540N-412-S MAX	99
30711	LOCK RELEASE 540N-S MAX	95,99
31722	SIP ELITE MARINE PANEL	82,84,86
31728	DUOX PLUS ELITE MARINE PANEL	51
31729	MEET ELITE MARINE PANEL	73
40702	CITY PANEL DUOX PLUS S1 AP101	26
40708	CITY PANEL DUOX PLUS S1 CP101	17
44332	MARINE PANEL DUOX PLUS ST1 AP101	26
44338	MARINE PANEL DUOX PLUS ST1 CP101	18,48
44348	MARINE PANEL DUOX PLUS ST1 CP201	48
44438	MARINE BLACK PANEL DUOX PLUS ST1 CP101	18,48
49042	1W DUOX PLUS MEMOPHONE CITY PANEL	26
49071	1W DUOX PLUS MEMOV CITY VEO WIFI KIT	19
49081	1W DUOX PLUS CITY OTO VEO WIFI KIT	18
49121	1W DUOX PLUS MEMOV CITY VEO-XS WIFI KIT	19
49132	1W DUOX PLUS AUDIO MEMOPH CITY VEO KIT	26
49171	1W DUOX PLUS MEMOV CITY VEO-XL WIFI KIT	19
49202	1W DUOX PLUS AUDIO CITY VEO KIT	26
49212	2W DUOX PLUS AUDIO CITY VEO KIT	26
50731	1W DUOX PLUS VID MARINE VEO-XS WIFI KIT	18
50762	1W DUOX PLUS AUDIO MARINE iLOFT KIT	26
50772	1W DUOX PLUS AUDIO CITY iLOFT KIT	26
50781	1W DUOX PLUS MARINE OTO VEO-XS WIFI KIT	18
50831	1W DUOX+ VID MARINE BLA. VEO-XS WIFI KIT	18
52740	PROXIMITY KEYRING FERMAX MIFARE	46,81,113,116
52750	PROXIMITY CARD MIFARE FERMAX	46,81,113,116
55261	DUOX PLUS DIG. MARINE VID PANEL ST3	49
55282	DUOX PLUS DIG. MARINE VID PANEL DESFIRE	49
55289	DUOX PLUS DIG 1W MARINE VID PANEL PROX	49
55361	MARINE PANEL DUOX PLUS ST2 CP101 DDA	18
64551	LOCK RELEASE 540Abd-S MAX	100
64801	LOCK RELEASE 540N-512-S MAX	99
67500	UNIVERSAL ELECTRIC STRIKE 990N CTC 10-24V MAX	99
67501	UNIVERSAL LOCK RELEASE 990N-P22 10-24V MAX	59,85,95, 99,109

REF.	DESCRIPTION	PAGE
67511	UNIVERSAL LOCK RELEASE 990ND-P22 10-24V MAX	99
67521	UNIVERSAL LOCK RELEASE 990A-P22 12-24V MAX	100
67524	UNIVERSAL LOCK RELEASE 990A-S 12-24V MAX	85,95,100,109
67531	UNIVERSAL LOCK RELEASE 990AD-P22 10-24V MAX	100
67532	UNIVERSAL LOCK RELEASE 990AD-L22 10-24V MAX	100
67800	UNIVERSAL ELECTRIC STRIKE 990N-512 CTC MAX	99
70001	CITY PANEL 4+N S1 AP 201	92
70031	CITY PANEL 4+N S4 AP203	92
70041	CITY PANEL 4+N S4 AP204	92
70121	CITY PANEL 4+N S5 AP205	92
70131	CITY PANEL 4+N S5 AP206	92
70221	CITY PANEL 4+N S6 AP207	92
70231	CITY PANEL 4+N S6 AP208	92
70321	CITY PANEL 4+N S7 CP 209	92
70331	CITY PANEL 4+N S7 CP210	92
70701	CITY PANEL 4+N S1 AP101	92
70731	CITY PANEL 4+N S4 AP103	92
70741	CITY PANEL 4+N S4 AP104	92
71141	CITY PANEL 4+N S8 CP211	92

REF.	DESCRIPTION	PAGE
71151	CITY PANEL 4+N S8 CP 212	92
73881	1W DUOX PLUS MEMOVISION CITY PANEL	19
73891	CITY PANEL DUOX PLUS S4 CVP101 DDA	18
73902	SKYLINE DUOX PLUS AUD. AMP. W	45
73911	SKYLINE DUOX PLUS VID. AMP. W	45
80447	BASIC CITYMAX TELEPHONE WHITE	27,29,94
88101	DOUBLE CONTACT RELAY	95
88231	P.S.U.DISTR.230VAC-12VAC-DC	95
94411	1W DUOX PLUS VIDEO CITY VEO-WIFI KIT	17
94421	2W DUOX PLUS VIDEO CITY VEO WIFI KIT	17
94511	1W DUOX PLUS VIDEO CITY VEO-XS WIFI KIT	17
94521	2W DUOX PLUS VIDEO CITY VEO-XS WIFI KIT	17
95161	KIN PANEL SURFACE BOX MEET ALU	70
95171	MILO DIGITAL PANEL SURFACE BOX MEET ALU	71
95181	MILO 1W PANEL SURFACE BOX MEET ALU	71
95391	MEET DESKTOP GUARD UNIT	78
95411	NEO/WIT MONITOR CONNECTOR MEET	22,23,74,75
953303	1/W MILO VIDEO PANEL BLACK MEET	23,71

## LIST OF MOST SEARCHED OBSOLETE REFERENCES AND THEIR EQUIVALENTS.

OBSOLETE REF.	DESCRIPTION	EQUIVALENCES
1098	ADS BASIC CITYMAX MONITOR (for VISION 5 installations)	PVT03305 + PVT09567
2406	199 KIT VDS CITYMAX TELEPHONE	3390
2408	ADS COMMANDER FOR AC ELECT.LOCKS	PVT03264
2447	CITYMAX ADS BASIC MONITOR	PVT09401 + PVT09402
2447	CITYMAX ADS BASIC MONITOR (for VISION 5 installations)	PVT03305 + PVT09567
2451	VDS BASIC CITYMAX TELEPHONE	3390
2452	VDS EXTRA CITYMAX TELEPHONE	3391
2456	CITYMAX ADS EXTRA MONITOR	PVT09401 + PVT09402
2456	CITYMAX ADS EXTRA MONITOR (for VISION 5 installations)	PVT03305 + PVT09567
2483	B/W VISION 5 CAMERA	PVT09671 + PVT02444
2490	COLOUR CITY CLASSIC CAMERA MODULE	PVT09671
2502	PUSHBUTTON CITYMAX MODULE 4+N 101	PVT09679
3305	COLOUR VDS LOFT MONITOR 3,5"	PVT09401 + PVT09402
3305	COLOUR VDS LOFT MONITOR 3,5" (for VISION 5 installations)	PVT03305
3310	B/W 4+N LOFT MONITOR	PVT03307 + PVT03315
3311	B/W VDS LOFT MONITOR (for VISION 5 installations)	PVT03305 + PVT09567
3319	B/W VDS LOFT CHALET MONITOR	PVT09401 + PVT09402

OBSOLETE REF.	DESCRIPTION	EQUIVALENCES
3320	COLOUR VDS LOFT MONITOR 3,5"	PVT09401 + PVT09402
3321	VISION 5 LOFT MONITOR T-20 CHALET W/BATT	PVT03305
3610	MEMOKEY CITY CLASSIC READER	6991
6070	DIGITAL CITYMAX MONITOR	PVT09401 + PVT09402
7391	COLOUR DUOX VIDEO SKYLINE MODULE W	73911
7910	RF SYSTEM KIT FOR SHOPS	5249
8022	CITYMAX BASIC MONITOR	PVT03307 + PVT03315
8028	B/W CITY CLASSIC CAMERA MODULE	PVT09671
8039	UNIVERSAL CITYMAX TELEPHONE	3431
8044	BASIC CITYMAX TELEPHONE	3426 / 3431 / 80447
9405	DUOX VEO MONITOR (versions pre 11.30)	PVT09299
9405	DUOX VEO MONITOR (versions post 11.30)	9445 + 9447
9408	DUOX VEO-XS MONITOR (versions pre 12.30)	PVT09299
9408	DUOX VEO-XS MONITOR (versions post 12.30)	9447 + 9448
49201	1/W DUOX PLUS AUDIO CITY VEO KIT	49202
80397	UNIVERSAL CITYMAX TELEPHONE WHITE	3431
3311	B/W VDS LOFT MONITOR	PVT09401 + PVT09402



# Spare parts





Exclusive for  
professionals

# Spare parts Telephones / Monitors

## Citymax



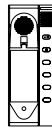
**Code 9585**  
Curled cable original  
colour  
4+N / VDS  
BUS2 / MDS / PALACE

**Code 9586**  
Curled cable white  
colour  
4+N



**Code 3442**  
Citymax telephone  
handset with  
inductive loop  
DUOX

**Code 9587**  
Telephone handset  
CITYMAX BL  
GENERIC



**Code 9589**  
CITYMAX  
TELEPHONE  
COVER  
4+N / VDS  
BUS2 / MDS / PALACE



**Code 8051**  
COMPLET  
CITYMAX  
telephone  
4+N



**Code 8058**  
Telephone CITYMAX  
PALACE EXTRA  
PALACE



**Code 1221**  
Colour palace BUS3  
monitor  
PALACE



**Code 2487**  
EXTRA colour  
palace monitor  
PALACE

## LOFT



**Code 9593**  
Curled cable LOFT  
4+N / VDS  
BUS2 / DUOX



**Code 3386**  
LOFT decorative  
frame  
GENERIC

## LOFT



**Code 9594**  
LOFT headphone  
arm  
4+N / VDS  
BUS2 / DUOX



**Code 9550**  
Front cover of LOFT  
Extra telephone  
GENERIC



**Code 3397**  
BUS2 EXTRA LOFT  
telephone  
BUS2



**Code 9551**  
LOFT monitor  
adaptation kit  
GENERIC



**Code 3325**  
VDS LOFT monitor  
desktop connector  
VDS



**Code 3307**  
LOFT monitor  
colour  
4+N

**Code 3305**  
Colour LOFT  
VDS monitor  
VDS

**Code 3235**  
Colour BUS2  
LOFT monitor  
BUS2



**Code 3315**  
4+N LOFT monitor  
connector  
4+N

**Code 3314**  
LOFT VDS monitor  
connector  
VDS

**Code 3221**  
BUS 2 Loft  
monitor  
connector  
BUS2

# Spare parts Telephones / Monitors

## LOFT COMPACT



**Code 9633**  
LOFT compact  
monitor audio  
replacement set

VDS



**Code 3742**  
VDS LOFT COM-  
PACT surface  
connector

VDS

## iLOFT | iLOFT PURE



**Code 5620**  
Colour VDS iLOFT  
monitor

VDS



**Code 5631**  
iLOFT monitor  
crystal frame

VDS



**Code 9319**  
Wheel  
potentiometer  
telephone iLOFT

DUOX / VDS / LYNX



**Code 9552**  
Repairment audio set  
of iLOFT monitor

GENERIC



**Code 5614**  
iLOFT surface  
VDS monitor

VDS



**Code 5619**  
iLOFT surface  
PURE monitor  
BUS2

BUS2



**Code 5637**  
iLOFT monitor  
desktop

GENERIC

## smile



**Code 6545**  
3.5" VDS BASIC  
SMILE monitor

VDS



**Code 6550**  
7" VDS BASIC  
SMILE monitor

VDS



**Code 6554**  
7" VDS BASIC  
SMILE DDA  
monitor

VDS



**Code 6575**  
7" VDS BASIC  
SMILE touch  
monitor

VDS



**Code 6557**  
7" VDS BASIC  
SMILE monitor  
black

VDS


# Spare parts Telephones / Monitors

## SMILE




**Code 6547**  
SMILE 3.5" flush decorative frame

VDS



**Code 6552**  
SMILE 7" flush decorative frame white (no monitor)

VDS



**Code 6560**  
SMILE 7" flush decorative frame black (no monitor)

VDS



**Code 6546**  
SMILE 3,5" flush box

VDS




**Code 6551**  
SMILE 7" flush box

VDS



**Code 6566**  
SMILE monitor desktop support

VDS



**Code 6548**  
SMILE VDS monitor connector

VDS



**Code 6565**  
SMILE VDS monitor white connector

VDS



**Code 6567**  
SMILE VDS monitor connector black

VDS

## VEO




**Code 9301**  
VEO monitor/telephone handset

DUOX / VDS



**Code 9302**  
VEO monitor/telephone cord cable

DUOX / VDS




**Code 9299**  
Monitor VEO DUOX-colour 4,3" (Compatible with connector ref.9402)

DUOX



**Code 9320**  
Audio DUOX PLUS VEO guard unit monitor

DUOX



**Code 9333**  
DUOX guard unit repair set

DUOX/MEET



**Code 9362**  
Volume control wheel for VEOXS/ XL DUOX monitors

DUOX



**Code 9803**  
Set loudspeaker monitor SMILE/ VIVO/VEOXS-XL

GENERIC



**Code 9401**  
Monitor VEO VDS

VDS



**Code 9402**  
Conector VEO VDS\*

VDS

\* We no longer have the connector ref.9406 in stock. In case you require one, the compatible connector would be ref.9402 (using the strip of the previous connector).



# Spare parts Panels

## City Classic



**Code 9553**  
CITYLINE CLASSIC  
closing set

4+N / VDS  
BUS2 / MDS / PALACE



**Code 9655**  
CITY CLASSIC  
BASIC closing set

4+N / VDS  
BUS2 / MDS / PALACE



**Code 9600**  
CITY CLASSIC  
simple pushbutton

4+N / VDS  
BUS2 / MDS / PALACE



**Code 9601**  
CITY CLASSIC  
double  
pushbutton

4+N / VDS  
BUS2 / MDS / PALACE



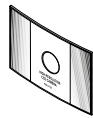
**Code 9607**  
City Classic panel  
lamps

4+N / VDS  
BUS2 / MDS / PALACE



**Code 9735**  
Connection bracket  
lamp

4+N / VDS  
BUS2 / DUOX



**Code 9602**  
B/W crystal  
telecamera CITY  
CLASSIC


**Code 9603**  
Colour crystal  
telecamera City  
Classic

4+N / VDS  
BUS2 / MDS / PALACE



**Code 1170**  
Multilanguage  
voice synthesizer

MDS/VDS



**Code 5003**  
1+N diodes  
circuit

1+N



**Code 9779**  
Audio CLASSIC  
amplifier repairing  
set

4+N / VDS  
BUS2 / MDS / PALACE



**Code 9695**  
4+N kit CITY CLASSIC  
amplifier W/O  
synthesizer

4+N

**Code 9696**  
4+N CITY CLASSIC  
building amplifier W/O  
synthesizer

4+N

**Code 9697**  
VDS CITY  
CLASSIC amplifier

VDS



**Code 9657**  
CITYLINE CLASSIC  
heating resistance

4+N / VDS  
BUS2 / MDS / PALACE



**Code 9745**  
CITY CLASSIC  
keypad key set

VDS / BUS2 / MDS

**Code 8584**  
Generic SPECIAL  
CLASSIC panel

GENERIC

**Code 8585**  
SPECIAL CLASSIC  
4+N panel

4+N

**Code 8586**  
SPECIAL CLASSIC  
VDS panel

VDS

# Spare parts Panels

## City Classic Digital



**Code 9614**  
VDS/BUS2 CITY CLASSIC display module  
VDS / BUS2



**Code 9615**  
MDS CITY CLASSIC direct display module  
MDS



**Code 9616**  
MDS CITY CLASSIC digital display module  
MDS



**Code 9617**  
VDS CITY CLASSIC direct keypad module  
VDS



**Code 9618**  
VDS CITY CLASSIC digital keypad module  
VDS



**Code 9619**  
MDS CITY CLASSIC direct keypad module  
MDS



**Code 9620**  
MDS CITY CLASSIC digital keypad module  
MDS



**Code 9621**  
CITY CLASSIC 100C memokey module  
CA



**Code 9662**  
CITYMAX guard unit separation set  
MDS

## Citymax



**Code 9678**  
4+N CITYMAX amplifier module  
4+N

**Code 9684**  
VDS CITYMAX amplifier module  
VDS



**Code 9671**  
Colour CITY CLASSIC / CITYMAX camera module

4+N / VDS / BUS2  
MDS / PALACE



**Code 9679**  
Pushbutton Citymax module 4+N 101  
4+N

**Code 9685**  
Pushbutton CITYMAX module VDS 101  
VDS



**Code 9680**  
Pushbutton CITYMAX module 4+N 102  
4+N

**Code 9686**  
Pushbutton CITYMAX module VDS 102  
VDS



**Code 9681**  
Pushbutton CITYMAX module 4+N 103  
4+N

**Code 9687**  
Pushbutton CITYMAX module VDS 103  
VDS



**Code 9694**  
Pushbutton CITYMAX module 4+N 201  
4+N

**Code 9688**  
Pushbutton CITYMAX module VDS 201  
VDS



**Code 9682**  
Pushbutton CITYMAX module 4+N 202  
4+N

**Code 9689**  
Pushbutton CITYMAX module VDS 202  
VDS

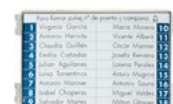


**Code 9683**  
Pushbutton CITYMAX module 4+N 203  
4+N

**Code 9690**  
Pushbutton CITYMAX module VDS 203  
VDS



**Code 2520**  
CITYMAX memokey module  
CA



**Code 8820**  
CITYMAX panoramic cardholder  
GENERIC

# Spare parts Panels


## Citymax




**Code 9659**  
CITYMAX MDS  
proximity module

MDS


## Cityline



<p><b>Code 6966</b> CITY VDS 2/W audio amplifier</p> <p>VDS</p>	<p><b>Code 6975</b> CITY 4+N 2/W audio amplifier</p> <p>4+N</p>	<p><b>Code 6984</b> CITY BUS2v 2/W audio amplifier</p> <p>BUS2</p>
<p><b>Code 9321</b> CITY DUOX audio amplifier 2 pushbuttons v3.0/18V</p> <p>DUOX</p>	<p><b>Code 9346</b> CITY DUOX PLUS audio amplifier 2 pushbuttons</p> <p>DUOX</p>	<p><b>Code 9734</b> CITY 4+N 2/W audio amplifier</p> <p>4+N</p>



<p><b>Code 6962</b> Keypad CITY VDS audio amplifier</p> <p>VDS</p>	<p><b>Code 9322</b> Keypad CITY DUOX audio amplifier v3.0/18V</p> <p>DUOX</p>	<p><b>Code 9347</b> Keypad CITY DUOX PLUS audio amplifier</p> <p>DUOX</p>
--	---	---

















<p><b>Code 6978</b> CITY 4+N 2/W colour video amplifier</p> <p>4+N</p>	<p><b>Code 6969</b> CITY VDS 2/W colour video amplifier</p> <p>VDS</p>	<p><b>Code 6987</b> CITY BUS22/W co- lour video amplifier</p> <p>BUS2</p>	<p><b>Code 9323</b> CITY DUOX PLUS video amplifier 2 pushbuttons</p> <p>DUOX</p>
<p><b>Code 9279</b> CITY DUOX video amplifier 2 pushbuttons v3.0/18V</p> <p>DUOX</p>	<p><b>Code 9328</b> Digital CITY DUOX 1/W PLUS video amplifier</p> <p>DUOX</p>	<p><b>Code 9775</b> CITY VDS kit 2/W colour video amplifier</p> <p>VDS</p>	

With these amplifier models, we have covered the 30 different existing models of 0, 1 and 2 Lines. These are the most complete amplifiers (building amplifiers with colour camera). In case you need the 1 Line Amplifier, you will have to remove the extra pushbutton with a screwdriver.

# Spare parts Panels

Cityline

 <p><b>Code 6963</b> Keypad VDS CITY video amplifier</p> <p>VDS</p>		 <p><b>Code 9280</b> Keypad DUOX CITY video amplifier V.3.0 / 18V</p> <p>DUOX</p>		 <p><b>Code 9324</b> Keypad DUOX PLUS CITY video amplifier</p> <p>DUOX</p>		 <p><b>Code 9658</b> CITY heating resistance</p> <p>GENERIC</p>
 <p><b>Code 9608</b> CITYLINE simple pushbutton 4+N / VDS / BUS2 MDS / DUOX</p>	 <p><b>Code 9609</b> CITYLINE double pushbutton 4+N / VDS / BUS2 /MDS / DUOX</p>	 <p><b>Code 9610</b> MDS CITYLINE digital display MDS</p> <p><b>Code 9611</b> VDS/BUS2 CITYLINE digital display VDS / BUS2</p>	 <p><b>Code 9729</b> Display card CITYLINE GENERIC</p>	 <p><b>Code 9804</b> DUOX CITYLINE display v21.23 DUOX</p> <p><b>Code 9283</b> Display CITYLINE DUOX PLUS DUOX</p>		
 <p><b>Code 9642</b> Cityline digital keypad VDS / BUS2 / MDS</p> <p><b>Code 9308</b> CITY DUOX digital keypad DUOX</p>	 <p><b>Code 9613</b> Cityline memokey keypad CA</p>	 <p><b>Code 9728</b> CITYLINE direct keypad MDS / VDS BUS2 / DUOX</p>	 <p><b>Code 9554</b> Cityline closing accessories set GENERIC</p> <p><b>Code 9656</b> CITYLINE locking accessories set GENERIC</p>	 <p><b>Code 9555</b> Mechanical repairment set audio panels GENERIC</p>		

With these amplifier models, we have covered the 30 different existing models of 0, 1 and 2 Lines. These are the most complete amplifiers (building amplifiers with colour camera). In case you need the 1 Line Amplifier, you will have to remove the extra pushbutton with a screwdriver.



# Spare parts Panels

## Cityline



**Code 9556**  
Mechanical  
repairment set of  
video panels

GENERIC



**Code 9345**  
Set rep. video DUOX  
PLUS panel

DUOX

**Code 7424**  
Special CITYLINE  
panel

GENERIC

**Code 7425**  
Special CITYLINE  
4+N panel

4+N

**Code 7426**  
Special CITYLINE  
VDS panel

VDS

**Code 7428**  
Special CITYLINE  
DUOX panel

DUOX

## MARINE Classic



**Code 9558**  
MARINE panel  
closing accessories  
set

GENERIC



**Code 9622**  
4+N MARINE  
CLASSIC amplifier  
module

4+N



**Code 9623**  
VDS MARINE  
CLASSIC amplifier  
module

VDS



**Code 3242**  
BUS2 adapter  
module

BUS2



**Code 9625**  
Colour MARINE  
CLASSIC camera  
module

4+N / VDS  
BUS2 / MDS

The accessory and repairment sets are compatible with the Skyline model.

# Spare parts Panels

MARINE



Code 9354  
MARINE direct keypad (Bell)

MDS/VDS/BUS2/  
DUOX



Code 9355  
MARINE digital keypad

VDS/MDS/BUS2

Code 9356  
MARINE digital keypad DUOX PLUS set

DUOX



Code 9286  
Keypad 1/W MARINE Duox Plus video amplifier

DUOX



Code 9357  
MARINE memokey keypad

CA

Code. 9288  
MARINE MEMOKEY keypad V2

Code 9289  
MARINE WIEGAND keypad V2



Code 9281  
Keypad MARINE DUOX video amplifier v3.0/18V

DUOX

Code 9282  
Pushbutton MARINE DUOX video amplifier v3.0/18V



Code 9325  
Keypad MARINE DUOX PLUS video amplifier

DUOX

Code 9326  
Pushbutton MARINE DUOX PLUS video amplifier

DUOX



Code 9348  
Pushbutton MARINE DUOX PLUS audio amplifier

DUOX

Code 9349  
Keypad MARINE DUOX PLUS audio amplifier

DUOX



Code 9703  
Pushbutton VDS MARINE video amplifier

VDS

Code 9638  
Pushbutton VDS MARINE video keypad amplifier

VDS

Code 9639  
BUS2 MARINE video amplifier

BUS2

Code 9637  
4+N MARINE video amplifier

4+N



Code 9635  
N-MARINE audio VDS keypad amplifier

VDS

Code 9713  
VDS MARINE audio amplifier











VDS

With the Marine amplifier models, we cover 30 different existing models of 0, 1 and 2 Ways. They are the most complete amplifiers (building amplifiers with colour camera). If you require the 1-way amplifier, you will have to remove the extra pushbutton with a screwdriver.




The B/W camera modules will be supplied while stocks last (they will be replaced by the colour ones).

# Spare parts Panels

## MARINE

 <p><b>Code 9630</b> <b>MARINE</b> pushbutton w/ cardholder</p> <p>4+N / VDS / BUS2 MDS / DUOX</p>	 <p><b>Code 9692</b> <b>MARINE</b> camera lens set</p> <p>GENÉRICO</p>	 <p><b>Code 9284</b> <b>DUOX PLUS</b> MARINE display</p> <p><b>Code 9287</b> Display <b>MARINE</b> <b>DUOX PLUS</b> &gt;V45.15</p> <p><b>Code 9310</b> <b>DUOX MARINE</b> display v21.23</p> <p>DUOX</p>	
 <p><b>Code 9375</b> <b>MARINE</b> microphone set amp. <b>DUOX PLUS</b></p> <p>DUOX</p>	 <p><b>Code 9365</b> Crystal visor <b>MARINE DUOX</b> display</p> <p>GENÉRICO</p>	 <p><b>Code 9366</b> Crystal visor <b>MARINE</b> proximity</p> <p>GENÉRICO</p>	 <p><b>Code 9367</b> Crystal visor <b>MARINE</b> One-To-One</p> <p>GENÉRICO</p>
 <p><b>Code 9379</b> <b>MARINE</b> nameplate led <b>DUOX PLUS</b></p> <p>DUOX</p>	 <p><b>Code 9381</b> <b>MARINE</b> panel push-button</p> <p>GENÉRICO</p>	 <p><b>Code 9640</b> VDS/BUS2 <b>MARINE</b> display</p> <p><b>Code 9641</b> MDS <b>Marine</b> display</p> <p>VDS / BUS2      MDS</p>	

## MARINE SIP

 <p><b>Code 9371</b> <b>MARINE SIP</b> panel spare set</p> <p>SIP</p>	 <p><b>Code 9372</b> <b>MARINE SIP</b> panel camera</p> <p>SIP</p>	 <p><b>Code 9373</b> Microphone panel <b>MARINE SIP</b></p> <p>SIP</p>
--	---	--

# Spare parts Panels

SKYLINE



**Code 7433**  
SKYLINE BUS2  
video module W

BUS2

**Code 7406**  
SKYLINE 4+N  
video module

4+N

**Code 7421**  
SKYLINE VDS  
video module

VDS

**Code 9327**  
SKYLINE DUOX video  
module W v3.0/18V

DUOX



**Code 7450**  
DUOX SKYLINE  
display v21.23  
(compatible with  
DUOX V3.0)

DUOX



**Code 7460**  
Digitiser Module

MDS



**Code 9318**  
Logo + oval bottom  
CITYLINE/SKYLINE

GENERIC



**Code 73901**  
SKYLINE DUOX  
audio amplifier  
W v3.0/24V

DUOX



**Code 9784**  
Panel ELECTRET  
microphone

GENERIC



**Code 9369**  
Display card  
SKYLINE

GENÉRICO



**Code 9374**  
CITY microphone  
set amp.  
DUOX PLUS

DUOX PLUS




**Code 9378**  
CITY lens  
video amplifier  
DUOX PLUS

DUOX PLUS




# Spare parts Panels

cora




**Code 9383**  
Closing CORA  
panel bolt

DUOX PLUS



**Code 9384**  
CORA  
microphone set  
amp. DUOX PLUS

DUOX PLUS



**Code 9385**  
CORA DUOX PLUS  
panel speaker set  
amp.

DUOX PLUS




**Code 9386**  
CORA panel  
camera set amp.  
DUOX PLUS

DUOX PLUS




**Code 9387**  
S6 CORA panel  
front cover DUOX  
PLUS

DUOX PLUS



**Code 9388**  
S8 CORA panel  
front cover DUOX  
PLUS

DUOX PLUS



**Code 9389**  
CORA keypad  
DUOX PLUS

DUOX PLUS

# Spare parts Access control

Access control



Code 9334  
AC-MAX kit  
controller circuit 2  
doors

AC-MAX



Code 9335  
AC-MAX kit  
controller circuit 4  
doors

AC-MAX



Code 9336  
AC-MAX kit  
expander circuit 2  
doors

AC-MAX



Code 9337  
AC-MAX kit  
expander circuit 2  
doors

AC-MAX



Code 9338  
AC-MAX kit  
power supply  
13.8 vdc / 3.6 a

AC-MAX



Code 9339  
AC-MAX kit power  
supply 13.8 vdc /  
5.4 a

AC-MAX



Code 9344  
AC-MAX expander  
module connectors

AC-MAX



Code 5261  
RF KEYTRI PLUS2  
remote control

CA



Code 2338  
PC RS232 to  
RS485 adaptor

GENERIC



Code 5258  
RF-PROX  
programming kit  
USERPLUS

CA



Code 9781  
CITY/MARINE  
fingerprint reader

CA



Code 4410  
Central unit  
AC+

CA

# Spare parts Systems

## VISION 5



Code 2482  
**VISION 5 video distributor**

VISION 5



Code 9567  
**VISION 5 LOFT connector replacement set**

VISION 5



Code 2444  
**VISION 5 video converter**

VISION 5

## 4+N



Code 2065  
**General call amplifier**

4+N



Code 8812  
**Automatic video switcher**


4+N



Code 4545  
**Telephone interface**

4+N

## LYNX



Code 1605  
**VIVO LYNX connector**

LYNX



Code 1623  
**LYNX SKYLINE display**

LYNX



Code 1615  
**LYNX relay decoder Master**

LYNX



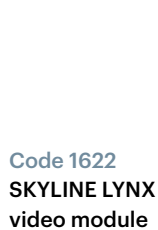
Code 1645  
**iLOFT telephone LYNX**

LYNX



Code 9312  
**LYNX MARINE display**

LYNX



Code 1622  
**SKYLINE LYNX video module**

LYNX



Code 5503  
**MARINE LYNX video module**

LYNX



Code 9309  
**CITYLINE LYNX video module**

LYNX



Code 1650  
**SMILE 7" LYNX monitor white**

LYNX



Code 1655  
**SMILE LYNX monitor connector**

LYNX

# Spare parts Access control

way



**Code 1405**  
7" WAY kit  
monitor 1

WAY



**Code 1407**  
1/W colour WAY  
video kit panel

WAY



**Code 1411**  
1/W WAY Prox  
video kit panel

WAY



**Code 9298**  
Kit WAY panel  
lens

WAY



**Cód. 1410**  
WAY KIT  
P.S.U. DIN4  
24VDC-1.5A

WAY



**Code 1412**  
7" WAY kit  
monitor 1 (V2)

WAY



**Code 1413**  
7" WAY kit  
monitor 2



**Code 1416**  
1/W colour  
WAY video kit  
panel (V2)



**Code 1417**  
2/W colour WAY  
video kit panel  
(V2)



**Code 1418**  
WAY relay  
module



**Code 1419**  
WAY switcher/  
distributor

WAY

way-Fi



**Code 1438**  
1/W WAY-FI  
video panel

WAY-FI



**Code 1436**  
7" WAY-FI touch  
screen monitor  
with Wi-Fi


WAY-FI

MEET




**Code 15444**  
KIN, MARINE panels  
audio set

MEET



**Code 15428**  
KIN panel 10" TFT

MEET



**Code 15427**  
KIN panel camera  
repair set (Grey)

MEET



**Code 15432**  
KIN panel slider set  
(Grey)

MEET



**Code 15475**  
MILO, MARINE  
panels 4,3" TFT

MEET



**Code 15429**  
MILO panel  
camera repair set

MEET



**Code 15470**  
MILO panel front  
cover set for  
ref.9531

MEET



**Code 15471**  
MILO TOUCH panel  
front cover set for  
ref.9532

MEET



**Code 15472**  
MILO panel slider  
set

MEET




**Code 15499**  
MEET panel  
accessories set

MEET



# Spare parts Systems

MEET



**Code 15477**  
MILO panel keypad set

MEET



**Code 15478**  
Set audio panel MILO

MEET



**Code 15490**  
1/W MILO panel front cover set

MEET



**Code 15492**  
1/W MILO panel camera

MEET



**Code 9376**  
MEET guard unit repair set

MEET



**Code 15506**  
7" TFT monitor (WIT, MIO)

MEET



**Code 15507**  
10" TFT monitor (WIT, MIO)

MEET



**Code 15512**  
Monitor audio set (WIT, MIO)

MEET



**Code 15515**  
MEET Monitors accessories

MEET



**Code 952701**  
MEET MIO 10" monitor white

MEET



**Code 15517**  
NEO TFT 7" monitor

MEET



**Code 15519**  
Audio monitor NEO set

MEET



**Code 15453**  
MARINE MEET panel proximity reader visor

MEET



**Code 15451**  
MARINE MEET panel lens

MEET



**Code 15452**  
MARINE MEET panel camera

MEET



**Code. 9536**  
MILO directory panel MEET

MEET

DUOX



**Code 3244**  
DUOX filter 18VDC

DUOX



**Code 3253**  
2/W DUOX v3 regenerator

DUOX



**Code 3256**  
1/W DUOX v3 regenerator

DUOX



**Code 3259**  
1/W DUOX v3 multichannel regenerator

DUOX

# Spare parts Access control

## PALACE



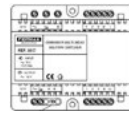
**Code 9017**  
Multiway BUS3  
switcher

PALACE



**Code 88039**  
Multiway BUS-3  
power supply 230V

PALACE



**Code 8817**  
CITYMAX multiway  
switcher

PALACE



**Code 8084**  
CITYMAX PALACE  
BUS 3 telephone

PALACE

## BUS2



**Code 3241**  
4/W BUS2  
distributor

BUS2



**Code 3245**  
BUS2/MDS  
decoder

BUS2



**Code 3246**  
BUS2 panel  
switcher

BUS2



**Code 3247**  
BUS2 relay  
module

BUS2



**Code 3248**  
BUS2 trunk shunt

BUS2



**Code 3263**  
4/W BUS2 mini  
distributor

BUS2



**Code 3243**  
BUS2 Power supply  
adapter

GENÉRICO



**Code 3249**  
BUS2 regenerator

BUS2

## VDS



**Code 2448**  
2 Ways video  
distributor

4+N / VDS



**Code 2449**  
4 Ways video  
distributor

4+N/VDS



**Code 2450**  
VDS video switcher

VDS



**Code 3260**  
2 Ways video mini  
distributor

VDS



**Code 3262**  
4 ways video mini  
distributor

VDS



**Code 3265**  
VDS TESTER

4+N/VDS



**Code 3264**  
Doorlock AC  
Activator

VDS



**Code 2472**  
8/W cameras video  
selector

GENÉRICO



**Code 6080**  
Camera adapter  
18/12Vdc/dc

VDS



**Code 4110**  
Video signal  
amplifier

GENÉRICO

# Spare parts Systems

## VDS



**Code 4614**  
Video selector

VDS

## MDS



**Code 1300**  
MDS/4+N  
minidecoder

MDS



**Code 2426**  
4/W audio  
isodecoder

MDS



**Code 2440**  
MDS CITY CLASSIC  
digitizer module

MDS



**Code 24050**  
MDS central unit  
W/MEMORIES

MDS



**Code 2532**  
Citymax guard  
unit MDS DIRECT/  
CITY

MDS



**Code 1345**  
Fiber optics  
converter

MDS



**Code 2418**  
4/W MDS video  
distributor

MDS



**Code 2419**  
8/W MDS video  
distributor

MDS



**Code 2429**  
8/W MDS/AC+  
sensor decoder  
DIN10

MDS



**Code 2443**  
MDS DIRECT/CITY  
1 access switcher

MDS



**Code 1087**  
IP remote  
management  
module

MDS

## OTHER ACCESSORIES



**Code 9364**  
SET FERMAX  
installation device  
strips

GENERIC



**Code 9363**  
SET FERMAX  
terminal  
connection strips

GENERIC

# Spare parts Equivalence / Spare Parts Code

## DUOX MONITORS (VERSIONS 10.10 TO 12.13)

DESCRIPTION	SPARE PART CODE	OBSOLETE
VEO Monitor	9299	9405
VEO XS Monitor	9299 + 9402*	9408
LOFT Monitor	9299 + 9402*	3412
iLoft Monitor	9299 + 9402*	5602

(\*) Compatible wall connector, requires green terminal block from previous monitor.

## DUOX VIDEO PANELS v3.0 and previous versions (amplifier versions 10.10 to 33.43)

DESCRIPTION	SPARE PART CODE	OBSOLETE
Pushbutton CITY DUOX audio amplifier v3.0/24V	9321	980917/980931/980932/9 80933/981032/981033/981034
Amplifier AUDIO CITY DUOX PLUS keyboard	9322	980934/980935/980987/98099/980916
Keypad MARINE DUOX video amplifier v3.0/18V	9281	9791
Pushbutton MARINE DUOX video amplifier v3.0/18V	9282	9792
Pushbutton CITY DUOX video amplifier v3.0/18V	9279	9789
Keypad CITY DUOX video amplifier v3.0/18V	9280	9790
SKYLINE DUOX video amplifier W v3.0/18V	9327	7391
DUOX SKYLINE display v21.23	7450	7450
DUOX CITYLINE display v21.23	9804	980564
DUOX MARINE display v21.23	9310	98565

## DUOX PLUS VIDEO PANELS (amplifier versions 40.10 and later versions)

DESCRIPTION	SPARE PART CODE	OBSOLETE
2 pushbutton CITY DUOX PLUS audio amplifier	9346	981032 / 981033
Keypad CITY DUOX PLUS audio amplifier	9347	981028
Keypad MARINE DUOX PLUS video amplifier	9325	980945
Pushbutton MARINE DUOX PLUS video amplifier	9326	980946
Keypad 1/W MARINE DUOX PLUS video amplifier	9286	980968
Pushbutton CITY DUOX PLUS video amplifier	9323	980941/980941 980942/980942/980965
Keypad CITY DUOX PLUS video amplifier	9324	980943
Keypad 1/W CITY DUOX PLUS video amplifier	9328	980947
DUOX PLUS MARINE display	9284	981018
DUOX PLUS CITYLINE display	9283	981017
DUOX SKYLINE display v21.23	7470	7450
DUOX CITYLINE display v21.23	9804	980564
DUOX MARINE display v21.23	9310	98565



## CITY CLASSIC PANELS

DESCRIPTION	SPARE PART CODE	OBSOLETE
4+N Kit Amplifier (without voice synthesizer)	9695	1141/98600/95161/98027
4+N Building Amplifier (without voice synthesizer)	9696	1160/98589/98002/98007
VDS Amplifier	9697	1145/99217/98399/98549
VDS/BUS2 Display Module	9614	98471C
MDS Direct Display	9615	98617
MDS Digital Display	9616	98227
VDS Direct Keypad	9617	98545
VDS Digital Keypad	9618	98475
MDS Direct Keypad	9619	98625B
MDS Digital Keypad	9620	98208B
100C Memokey Keypad	9621	98087C

## CITYMAX PANEL

DESCRIPTION	SPARE PART CODE	OBSOLETE
4+N Amplifier Module	9678	2500/99131
VDS Amplifier Module	9684	1146/2514
1+N Citymax Amplifier Module	9715	5004/98906
1+N Flat Amplifier Module	9716	1108/99342
Colour City Classic / Citymax Camera Module	9671	2490
MDS Proximity Citymax Module	9659	2260/2560
Citymax Module W/O Pushbuttons	9672	2501
4+N 101 Pushbutton Module	9679	2502
4+N 102 Pushbutton Module	9680	2503
4+N 103 Pushbutton Module	9681	2504
4+N 201 Pushbutton Module	9694	2505
4+N 202 Pushbutton Module	9682	2506
4+N 203 Pushbutton Module	9683	2507
VDS 101 Pushbutton Module	9685	2508
VDS 102 Pushbutton Module	9686	2509
VDS 103 Pushbutton Module	9687	2510
VDS 201 Pushbutton Module	9688	2511
VDS 202 Pushbutton Module	9689	2512
VDS 203 Pushbutton Module	9690	2513

# Spare parts Equivalence / Spare Parts Code

## CITYLINE PANEL

DESCRIPTION	SPARE PART CODE	OBSOLETE
2 Pushbutton CITY DUOX Audio Amplifier v3.0/24V	9321	980917/980931/980932/980933
Keypad CITY DUOX Audio Amplifier v3.0/24V	9322	980934/980935/980987/980997/980916
2 Pushbutton CITY DUOX PLUS video amplifier	9323	980941/980941/980942/980942/980965
Keypad CITY DUOX PLUS video amplifier	9324	980943
Keypad 1/W CITY DUOX PLUS video amplifier	9328	980947
2/W 4+N Audio Amplifier	9734	4844/4846/4852/4854/4856/4858/98007 8980371/980373/980375/980377 98187/99976
2/W 4+N Audio City Amplifier	6975	6973/6974/6975/99583/99584/99585 99575/99976/99881
2/W Colour 4+N Video CITY Amplifier	6978	6976/6977/6978/99588/99589 99594/99586/99587/99595
2/W Colour Video Amplifier CITY VDS Kit	9775	980415/980419/980420/980414
2/W VDS Audio CITY Amplifier	6966	6964/6965/6966/99054/99034/99566
2/W Colour VDS Video CITY Amplifier	6969	6967/6968/6969/99052/99033/99567 99053/99032/99568
VDS Audio CITY Keypad Amplifier	6962	6962/980428
VDS Video CITY Keypad Amplifier	6963	6963/980429
2/W BUS2 Audio CITY Amplifier	6984	6982/6983/6984/99569/99570 99571/99931/98578"
2/W Colour BUS2 Video CITY Amplifier	6987	6985/6986/6987/99573/99574 99572/99930/98611
DUOX CITYLINE display v21.23	9804	73811/73818/73851/73852/73871 73878/980564
MDS CITYLINE Display Digital	9610	99626B
VDS/BUS2 CITYLINE Digital Display	9611	99622E
MDS/VDS/BUS2 Digital Keypad	9642	99612B
Direct keypad (B) + mounting accessories set	9308	980512
MDS/VDS/BUS2/DUOX Digital Keypad	9728	99610
CITYLINE Memokey Keypad	9613	6991/99632E

## MARINE CLASSIC PANELS

DESCRIPTION	SPARE PART CODE	OBSOLETE
4+N AUDIO amplifier	9622	1143/1360/98866
VDS AUDIO amplifier	9623	1149/1361/99318
Colour MARINE CLASSIC camera module	9625	1363/99950
MDS Display digital	9626	1120/99128
VDS/BUS2 Digital Keypad	9629	1123/99114

## MARINE PANELS

DESCRIPTION	SPARE PART CODE	OBSOLETE
Keypad Marine DUOX PLUS Video Amplifier	9325	980945
Pushbutton Marine DUOX PLUS Video Amplifier	9326	980946
Keypad 1/W Marine DUOX PLUS Video Amplifier	9286	980968
4+N Marine Audio Amplifier	9634	980380
4+N Marine Video Amplifier	9637	980382
VDS Marine Video Amplifier	9703	5494/54337/54347 54357/54367/54377 980381
VDS Marine Audio Amplifier	9713	54333/54343/980379
VDS Marine Audio Keypad Amplifier	9635	980384
VDS Marine Video Keypad Amplifier	9638	980385
BUS2 Marine Audio Amplifier	9636	980378
BUS2 Marine Video Amplifier	9639	980259
DUOX Marine Display v21.23	9310	980565
MDS Marine Display	9641	980383
VDS Marine Display Module	9771	1159/99184
VDS/BUS2 Marine display	9640	980260D
Cityline Digital Keypad	9642	99612B
Marine Digitizer Module	9805	980507
Direct Keypad (B) + Mounting Accessories Set	9308	980512
Proximity Reader Marine	9667	980387
Cityline Memokey Keypad	9613	99632E
Marine One To One Module	9643	980261B

# Spare parts Obsolete / Spare Parts Codes Equivalences

REF. OBSOLETE	REF. SPARE PARTS	DESCRIPTION
1108	9716	1+N flat amplifier module
1123	9629	VDS/BUS2 Digital Keypad
1141	9695	4+N Kit City Classic Amplifier w/o Synthesizer
1143	9622	4+N Marine Classic Amplifier Module
1145	9697	VDS City Classic Amplifier
1146	9684	VDS Citymax Amplifier Module
1149	9623	VDS Marine Classic Amplifier Module
1159	9771	VDS Marine Display Module
1160	9696	4+N City Classic Building Amplif. w/o Synthesizer
1360	9622	4+N Marine Classic Amplifier Module
1361	9623	VDS Marine Classic Amplifier Module
1363	9625	Colour Marine Classic Camera Module
2260	9659	MDS Proximity Citymax Module
2490	9671	Clour Citymax Camera Module
2500	9678	4+N Citymax Amplifier Module
2501	9672	Citymax Module W/O Pushbuttons
2502	9679	4+N 101 Citymax Pushbutton Module
2503	9680	4+N 102 Citymax Pushbutton Module
2504	9681	4+N 103 Citymax Pushbutton Module
2505	9694	4+N 201 Citymax Pushbutton Module
2506	9682	4+N 202 Citymax Pushbutton Module
2507	9683	4+N 203 Citymax Pushbutton Module
2508	9685	VDS 101 Citymax Pushbutton Module
2509	9686	VDS 102 Citymax Pushbutton Module
2510	9687	VDS 103 Citymax Pushbutton Module
2511	9688	VDS 201 Citymax Pushbutton Module
2512	9689	VDS 202 Citymax Pushbutton Module
2513	9690	VDS 203 Citymax Pushbutton Module
2514	9684	VDS Citymax Amplifier Module
2560	9659	MDS Proximity Citymax Module
5004	9715	1+N Citymax Amplifier Module
6962	6962	VDS audio CITY keypad amplifier
6963	6963	VDS video CITY keypad amplifier
6964	6966	2/W VDS audio CITY amplifier
6965	6966	2/W VDS audio CITY amplifier
6966	6966	2/W VDS audio CITY amplifier
6967	6969	2/W colour VDS video CITY amplifier
6968	6969	2/W colour VDS video CITY amplifier
6969	6969	2/W colour VDS video CITY amplifier
6973	6975	2/W 4+N audio CITY amplifier
6974	6975	2/W 4+N audio CITY amplifier
6975	6975	2/W 4+N audio CITY amplifier
6976	6978	2/W colour 4+N video CITY amplifier
6977	6978	2/W colour 4+N video CITY amplifier
6978	6978	2/W colour 4+N video CITY amplifier
6982	6984	2/W BUS2 audio CITY amplifier

REF. OBSOLETE	REF. SPARE PARTS	DESCRIPTION
6983	6984	2/W BUS2 audio CITY amplifier
6984	6984	2/W BUS2 audio CITY amplifier
6985	6987	2/W colour BUS2 video CITY amplifier
6986	6987	2/W colour BUS2 video CITY amplifier
6987	6987	2/W colour BUS2 video CITY amplifier
6991	9613	Cityline Memokey Keypad
7454	9613	Cityline Memokey Keypad
95161	9695	4+N Kit City Classic Amplifier w/o Synthesizer
98002	9696	4+N City Classic Building Amplif. w/o Synthesizer
98007	9696	4+N City Classic Building Amplif. w/o Synthesizer
98027	9695	4+N Kit City Classic Amplifier w/o Synthesizer
98087	9621	City Classic100C Memokey Keypad
98098	9621	City Classic100C Memokey Keypad
98187	9734	Audio 2/W City 4+N Kit Amplifier
98208	9620	MDS City Classic Digital Keypad Module
98227	9616	MDS City Classic Display Digital Module
98399	9697	VDS City Classic Amplifier
98471	9614	VDS/BUS2 City Classic Module Display
98475	9618	VDS City Classic Digital Keypad Module
98545	9617	VDS City Classic Direct Keypad Module
98549	9697	VDS City Classic Amplifier
98578	6984	2/W BUS2 audio CITY amplifier
98589	9696	4+N City Classic Building Amplif. w/o Synthesizer
98600	9695	4+N Kit City Classic Amplifier w/o Synthesizer
98611	6987	2/W colour BUS2 video CITY amplifier
98617	9615	MDS City Classic Display Direct Amplifier
98625	9619	MDS City Classic Keypad Direct Amplifier
98866	9622	4+N Marine Classic Amplifier Module
98906	9715	1+N Citymax Amplifier Module
99032	6969	2/W colour VDS video CITY amplifier
99033	6969	2/W colour VDS video CITY amplifier
99034	6966	2/W VDS audio CITY amplifier
99052	6969	2/W colour VDS video CITY amplifier
99053	6969	2/W colour VDS video CITY amplifier
99054	6966	2/W VDS audio CITY amplifier
99114	9629	VDS/BUS2 Digital Keypad
99131	9678	4+N Citymax Amplifier Module
99184	9771	VDS Marine Display Module
99217	9697	VDS City Classic Amplifier
99318	9623	VDS Marine Amplifier Module
99342	9716	1+N flat amplifier module
99566	6966	2/W VDS audio CITY amplifier
99567	6969	2/W colour VDS video CITY amplifier



REF. OBSOLETES	REF. SPARE PARTS	DESCRIPTION
99568	6969	2/W colour VDS video CITY amplifier
99569	6984	2/W BUS2 audio CITY amplifier
99570	6984	2/W BUS2 audio CITY amplifier
99571	6984	2/W BUS2 audio CITY amplifier
99572	6987	2/W colour BUS2 video CITY amplifier
99573	6987	2/W colour BUS2 video CITY amplifier
99574	6987	2/W colour BUS2 video CITY amplifier
99575	6975	2/W 4+N audio CITY amplifier
99583	6975	2/W 4+N audio CITY amplifier
99584	6975	2/W 4+N audio CITY amplifier
99585	6975	2/W 4+N audio CITY amplifier
99586	6978	2/W colour 4+N video CITY amplifier
99587	6978	2/W colour 4+N video CITY amplifier
99588	6978	2/W colour 4+N video CITY amplifier
99589	6978	2/W colour 4+N video CITY amplifier
99594	6978	2/W colour 4+N video CITY amplifier
99595	6978	2/W colour 4+N video CITY amplifier
99610	9728	Cityline Direct Keypad
99612	9642	Cityline Digital Keypad
99622	9611	VDS/BUS2 Cityline digital display
99626	9610	MDS Cityline Display Digital
99632	9613	Cityline Memokey Keypad
99881	6975	2/W 4+N audio CITY amplifier
99930	6987	2/W colour BUS2 video CITY amplifier
99931	6984	2/W BUS2 audio CITY amplifier
99950	9625	Colour Marine Classic Camera Module
99976	6975	2/W 4+N audio CITY Amplifier
99976	9734	Audio 2w City 4+N Kit Amplifier
980078	9734	Audio 2w City 4+N Kit Amplifier
980259	9639	BUS2 New Marine Video Amplifier
980260	9640	VDS/BUS2 Marine Display
980261	9643	Marine Onte To One Module
980371	9734	Audio 2w City 4+N Kit Amplifier
980373	9734	Audio 2w City 4+N Kit Amplifier
980375	9734	Audio 2w City 4+N Kit Amplifier
980377	9734	Audio 2w City 4+N Kit Amplifier
980378	9636	BUS2 Marine Audio Amplifier
980379	9713	VDS Marine Audio Amplifier
980380	9634	4+N Set Amplificador Audio
980381	9703	VDS Marine Video Amplifier
980382	9637	4+N Marine Video Amplifier
980383	9641	MDS Marine Display
980384	9635	VDS Marine Audio Keypad Amplifier
980385	9638	VDS Marine Video Keypad Amplifier
980387	9667	Proximity Reader Marine
980414	9775	2W colour video amplifier CITY VDS kit
980415	9775	2W colour video amplifier CITY VDS kit
980419	9775	2W colour video amplifier CITY VDS kit

REF. OBSOLETES	REF. SPARE PARTS	DESCRIPTION
980420	9775	2W colour video amplifier CITY VDS kit
980428	6962	VDS audio CITY keypad amplifier
980429	6963	VDS video CITY keypad amplifier
980507	9805	Marine Digitalizer Module
980512	9308	Direct keypad (B) + mounting accessoires set
980564	9804	DUOX Cityline Display V21.23
980565	9310	Digital Marine Display V21.23
980916	9322	Keypad City DUOX Audio Amplif. V3.0/24V
980917	9321	2 Push Button City DUOX Audio Ampl. V3.0/24V
980931	9321	2 Push Button City DUOX Audio Ampl. V3.0/24V
980932	9321	2 Push Button City DUOX Audio Ampl. V3.0/24V
980933	9321	2 Push Button City DUOX Audio Ampl. V3.0/24V
980934	9322	Keypad City DUOX Audio Amplif. V3.0/24V
980935	9322	Keypad City DUOX Audio Amplif. V3.0/24V
980941	9323	2 Push Button City DUOX Plus Video Amplif.
980942	9323	2 Push Button City DUOX Plus Video Amplif.
980943	9324	Keypad City DUOX Plus Video Amplifier
980945	9325	Keypad Marine DUOX Plus Video Amplifier
980946	9326	Marine DUOX PLUS video amplifier pushbuttons
980947	9328	Keypad 1/W City DUOX Plus Video Amplifier
980965	9323	2 Push Button City DUOX Plus Video Amplif.
980968	9286	Keypad 1/W Marine DUOX Plus Video Amplifier
980987	9322	Keypad City DUOX Audio Amplif. V3.0/24V
980997	9322	Keypad City DUOX Audio Amplif. V3.0/24V

# Spare parts Reference index

REF.	DESCRIPTION	PAGE
1087	MDS/AC+ REMOTE MANAGEMENT TERMINAL	147
1170	MULTILANGUAGE VOICE SYNTHESIZER	133
1221	COLOUR PALACE BUS 3 MONITOR	130
1300	MDS/4+N MINIDECODER	147
1345	MDS-FIBER OPTICS CONVERTER	147
1405	7" WAY KIT MONITOR 1 (V1)	144
1407	1/W COLOUR WAY VIDEO KIT PANEL (V1)	144
1410	WAY KIT P.S.U. DIN4 24VDC-1.5A	144
1411	1/W WAY PROX VIDEO KIT PANEL	144
1412	7" WAY KIT MONITOR 1 (V2)	144
1413	7" WAY KIT MONITOR 2	144
1416	1/W COLOUR WAY VIDEO KIT PANEL (V2)	144
1417	2/W COLOUR WAY VIDEO KIT PANEL (V2)	144
1418	WAY RELAY MODULE	144
1419	WAY SWITCHER/DISTRIBUTOR	144
1436	7" WAY-FI KIT MONITOR	144
1438	1/W WAY-FI VIDEO KIT PANEL	144
1605	VIVO LYNX CONNECTOR	143
1615	FERMAX-LYNX RELAY DECODER MASTER	143
1622	FERMAX-LYNX SKYLINE VIDEO MODULE	143
1623	FERMAX-LYNX SKYLINE DISPLAY	143
1645	iLOFT TELEPHONE LYNX	143
1650	7" LYNX BASIC SMILE MONITOR WHITE	143
1655	SMILE LYNX CONNECTOR	143
2065	GENERAL CALL AMPLIFIER	143
2338	PC RS232 TO RS485 ADAPTOR	142
2418	4/W MDS VIDEO DISTRIBUTOR	147
2419	8/W MDS VIDEO DISTRIBUTOR	147
2426	4/W AUDIO ISODECODER	147
2429	8 MDS/AC+ SENSOR DECODER	147
2440	MDS CITY CLASSIC DIGITIZER MODULE	147
2443	MDS DIRECT/CITY 1 ACCESS SWITCHER	147
2444	VISION 5 VIDEO CONVERTER	143
2448	2/W VIDEO DISTRIBUTOR	146
2449	4/W VIDEO DISTRIBUTOR	146
2450	VDS VIDEO SWITCHER MODULE	146
2472	8 CAMERAS VIDEO SELECTOR	146
2482	VISION 5 VIDEO DISTRIBUTOR	143
2487	EXTRA COLOUR PALACE MONITOR	130
2520	CITYMAX MEMOKEY MODULE	134
2532	MDS DIRECT CITYMAX GUARD UNIT	147
3221	BUS2 LOFT MONITOR CONNECTOR	130
3235	COLOUR BUS2 LOFT MONITOR	130
3241	4/W BUS2 DISTRIBUTOR	146
3242	BUS 2 ADAPTER MODULE	137
3243	BUS2 P.SUPPLY CONNECTION MODULE	146
3244	DUOX FILTER 18VDC	145
3245	BUS2/MDS DECODER	146
3246	BUS2 PANEL SWITCHER	146
3247	BUS2 RELAY MODULE	146
3248	BUS2 TRUNK SHUNT	146
3249	BUS2 REGENERATOR	146

REF.	DESCRIPTION	PAGE
3253	2W DUOX REGENERATOR	145
3256	1W DUOX REGENERATOR	145
3259	1W DUOX MULTICHANNEL REGENERATOR	145
3260	2/W VDS MINI DISTRIBUTOR	146
3262	4/W VDS MINI DISTRIBUTOR	146
3263	4/W BUS2 MINI DISTRIBUTOR	146
3264	AC ELECTRIC LOCK COMMANDER	146
3265	VDS PROGRAMMER	146
3305	COLOUR VDS LOFT MONITOR	130
3307	LOFT MONITOR COLOR 4+N 3,5	130
3314	VDS LOFT MONITOR CONNECTOR	130
3315	4+N LOFT MONITOR CONNECTOR	130
3325	VDS LOFT MONITOR DESKTOP CONNECTOR	130
3386	LOFT MONITOR DECOR FRAME W/O CIRCUIT	130
3397	BUS2 EXTRA LOFT TELEPHONE	130
3442	CITYMAX TELEPHONE HANDSET W/INDUCT.LOOP	130
3742	VDS LOFT COMPACT SURF. CONNECTOR	131
4110	VIDEO SIGNAL AMPLIFIER	146
4410	AC+ CENTRAL UNIT	142
4545	TELEPHONE INTERFACE	143
4614	VIDEO SELECTOR	147
5003	1+N DIODES CIRCUIT	133
5258	RF-PROX PROGRAMMING KIT USERPLUS	142
5261	RF KEYTRI PLUS2 REMOTE CONTROL	142
5503	MARINE LYNX VIDEO AMPLIFIER	143
5614	iLOFT SURFACE VDS MONITOR	131
5619	iLOFT SURFACE PURE MONITOR BUS2	131
5620	COLOUR VDS iLOFT MONITOR	131
5631	iLOFT MONITOR CRYSTAL FRAME	131
5637	iLOFT MON. DESKTOP SUPPORT	131
6080	CAMERA ADAPTOR 18 VDC-12 VDC	146
6545	3.5" VDS BASIC SMILE MONITOR	131
6546	3.5" SMILE MONITOR FLUSH BOX	132
6547	DECORATIVE FRAME FLUSH SMILE 3.5"	132
6548	SMILE MONITOR CONNECTOR	132
6550	7" VDS BASIC SMILE MONITOR	131
6551	7" SMILE MONITOR FLUSH BOX	132
6552	DECORATIVE FRAME FLUSH MOUNTED SMILE 7"	132
6554	7" VDS BASIC SMILE MONITOR DDA	131
6557	7" VDS BASIC SMILE MONITOR BLACK	131
6560	DECORATIVE FRAME FLUSH SMILE 7" BLACK	132
6565	WHITE SMILE MONITOR CONNECTOR	132
6566	SMILE MON. DESKTOP SUPPORT	132
6567	BLACK SMILE MONITOR CONNECTOR	132
6575	7" VDS BASIC SMILE TOUCH MONITOR	131
6962	VDS AUDIO CITY KEYPAD AMPLIFIER	135
6963	VDS VIDEO CITY KEYPAD AMPLIFIER	136
6966	2/W VDS AUDIO CITY AMPLIFIER	135
6969	2/W COLOUR VDS VIDEO CITY AMPLIFIER	135
6975	2/W 4+N AUDIO CITY AMPLIFIER	135
6978	2/W COLOUR 4+N VIDEO CITY AMPLIFIER	135
6984	2/W BUS2 AUDIO CITY AMPLIFIER	135

# Spare parts Reference index

REF.	DESCRIPTION	PAGE
6987	2/W COLOUR BUS2 VIDEO CITY AMPLIFIER	135
7406	COLOUR 4+N VIDEO SKYLINE MODULE W	140
7421	COLOUR VDS VIDEO SKYLINE MODULE W	140
7424	GENERIC SPECIAL CITYLINE PANEL	137
7425	SPECIAL CITYLINE 4+N PANEL	137
7426	SPECIAL CITYLINE PANEL VDS	137
7428	SPECIAL CITYLINE DUOX PANEL	137
7433	COLOUR BUS2 VIDEO SKYLINE MODULE W	140
7450	DUOX SKYLINE DISPLAY v21.23	140
7460	DIGITIZER SKYLINE	140
8051	COMPLET CITYMAX TELEPHONE	130
8058	EXTRA PALACE TELEPHONE	130
8084	PALACE BUS 3 TELEPHONE	146
8584	GENERIC SPECIAL CLASSIC PANEL	133
8585	SPECIAL CLASSIC 4+N PANEL	133
8586	SPECIAL CLASSIC VDS PANEL	133
8812	AUTOMATIC VIDEO SWITCHER	143
8817	CITYMAX MULTIWAY SWITCHER	146
8820	CITYMAX PANORAMIC CARDHOLDER	134
9017	MULTIWAY BUS3 SWITCHER	146
9279	2 PUSHB. CITY DUOX VID. AMP. v3.0/18V	135
9280	KEYP. CITY DUOX VID. AMP. v3.0/18V	136
9281	KEYP. MARINE DUOX VID. AMP. v3.0/18V	138
9282	PUSHB. MARINE DUOX VID. AMP. v3.0/18V	138
9283	DUOX PLUS CITYLINE DISPLAY	136
9284	DUOX PLUS MARINE DISPLAY	139
9286	KEYP. 1W MARINE DUOX PLUS VID. AMP.	138
9287	DUOX PLUS MARINE DISPLAY >v45.15	139
9288	MARINE MEMOKEY KEYPAD V2	138
9289	MARINE WIEGAND KEYPAD V2	138
9298	KIT WAY PANEL LENS	144
9299	DUOX-A VEO 4.3" MONITOR	132
9301	VEO MONITOR HANDSET	132
9302	VEO MONITOR CORD CABLE	132
9308	CITYLINE DIGITAL KEYPAD DUOX PLUS	136
9309	LYNX VIDEO CITY AMPLIFIER	143
9310	DUOX MARINE DISPLAY v21.23	139
9312	MARINE LYNX DIRECTORY	143
9318	LOGO + OVAL BOTTOM CITYLINE / SKYLINE	140
9319	WHEEL POTENTIOMETER TELEPHONE ILOFT	131
9320	AUDIO DUOX PLUS VEO GUARD UNIT MONITOR	132
9321	2 PUSHB. CITY DUOX AUD. AMP. v3.0/24V	135
9322	KEYP. CITY DUOX AUD. AMP. v3.0/24V	135
9323	2 PUSHB. CITY DUOX PLUS VID. AMP.	135
9324	KEYP. CITY DUOX PLUS VID. AMP.	136
9325	KEYP. MARINE DUOX PLUS VID. AMP.	138
9326	PUSHB. MARINE DUOX PLUS VID. AMP.	138
9327	SKYLINE DUOX VID. AMP. W v3.0/18V	140
9328	KEYP. 1W CITY DUOX PLUS VID. AMP.	135
9333	DUOX GUARD UNIT REPARATION SET	132
9334	AC-MAX KIT CONTROLLER CIRCUIT 2 door	142



REF.	DESCRIPTION	PAGE
9335	AC-MAX KIT CONTROLLER CIRCUIT 4 door	142
9336	AC-MAX KIT EXPANDER CIRCUIT 2 doors	142
9337	AC-MAX KIT EXPANDER CIRCUIT 4 DOORS	142
9338	AC-MAX KIT POWER SUPPLY 13.8 VDC / 3.6 A	142
9339	AC-MAX KIT POWER SUPPLY 13.8 VDC / 5.4 A	142
9344	AC-MAX EXPANDER MODULE CONNECTORS	142
9345	SET REP. VIDEO DUOX PLUS PANEL VERS> =42	137
9346	2 PUSHB. CITY DUOX PLUS AUD. AMP.	135
9347	KEYP. CITY DUOX PLUS AUD. AMP.	135
9348	PUSHB. MARINE DUOX PLUS AUD. AMP.	138
9349	KEYP. MARINE DUOX PLUS AUD. AMP.	138
9354	MARINE DIRECT KEYPAD	138
9355	MARINE DIGITAL KEYPAD MDS/VDS/BUS2	138
9356	MARINE DIGITAL KEYPAD DUOX PLUS SET	138
9357	MARINE MEMOKEY KEYPAD	138
9362	Volume wheel DUOX VEOXS/XL monitors	132
9363	SET FERMAX terminal connection strips	147
9364	SET FERMAX installation device strips	147
9365	Crystal Visor MARINE DUOX DISPLAY	139
9366	Crystal Visor MARINE prox.	139
9367	Crystal Visor One-To-One MARINE	139
9369	DISPLAY CARD SKYLINE	140
9371	MARINE SIP PANEL SPARE SET	139
9372	MARINE SIP PANEL CAMERA	139
9373	MARINE SIP PANEL SPARE SET	139
9374	CITY MICROPHONE SET AMP. DUOX PLUS	140
9375	MARINE MICROPHONE SET AMP. DUOX PLUS	139
9376	MEET GUARD UNIT REPARATION SET	145
9378	CITY LENS VIDEO AMPLIFIER DUOX PLUS	140
9379	MARINE NAMEPLATE LED DUOX PLUS	139
9381	MARINE PANEL PUSH-BUTTON	139
9383	CLOSING CORA PANEL BOLT	141
9384	CORA MICROPHONE SET AMP. DUOX PLUS	141
9385	CORA PANEL SPEAKER SET AMP. DUOX PLUS	141
9386	CORA PANEL CAMERA SET AMP. DUOX PLUS	141
9387	S6 CORA PANEL FRONT COVER DUOX PLUS	141
9388	S8 CORA PANEL FRONT COVER DUOX PLUS	141
9389	CORA KEYPAD DUOX PLUS	141
9401	COLOUR VDS VEO MONITOR 4,3"	132
9402	VDS VEO MONITOR CONNECTOR	132
9536	MILO DIRECTORY PANEL MEET	145
9550	FRONT COVER OF LOFT EXTRA TELEPHONE	130
9551	LOFT MONITOR ADAPTATION KIT	130
9552	REPAIRMENT AUDIO SET OF ILOFT MONITOR	131
9553	CITYLINE CLASSIC CLOSING SET	133
9554	CITYLINE CLOSING ACCESSORIES SET	136
9555	MECHANICAL REPAIRMENT SET AUDIO PANELS	136
9556	MEC. REPAIRMENT SET OF VIDEO PANELS	137
9558	MARINE PANEL REPLACEMENT SET	137
9567	VISION 5 CONNECTOR REPLACEMENT SET	143
9585	CURLED CABLE ORIGINAL COLOR	130

# Spare parts Reference index

REF.	DESCRIPTION	PAGE
9586	CURLED CABLE WHITE COLOR	130
9587	CITYMAX HANDSET ORIGINAL COLOR	130
9589	CITYMAX TELEPHONE COVER ORIGINAL COLOR	130
9593	CURLED CABLE LOFT	130
9594	LOFT HANDSET	130
9600	CITY CLASSIC SIMPLE PUSHBUTTON	133
9601	CITY CLASSIC DOUBLE PUSHBUTTON	133
9602	B/W CRYSTAL TELECAMERA CITY CLASSIC	133
9603	COLOR CRYSTAL TELECAMERA CITY CLASSIC	133
9607	CITY CLASSIC PANEL LAMPS	133
9608	CITYLINE SIMPLE PUSHBUTTON	136
9609	CITYLINE DOUBLE PUSHBUTTON	136
9610	MDS CITYLINE DIGITAL DISPLAY	136
9611	VDS/BUS2 CITYLINE DIGITAL DISPLAY	136
9613	CITYLINE MEMOKEY KEYPAD	136
9614	VDS/BUS2 CITY CLASSIC MODULE DISPLAY	134
9615	MDS CITY CLASSIC DIRECT DISPLAY MODULE	134
9616	MDS CITY CLASSIC DIGITAL DISPLAY MODULE	134
9617	VDS CITY CLASSIC DIRECT KEYPAD MODULE	134
9618	VDS CITY CLASSIC DIGITAL KEYPAD MODULE	134
9619	MDS CITY CLASSIC DIRECT KEYPAD MODULE	134
9620	MDS CITY CLASSIC DIGITAL KEYPAD MODULE	134
9621	CITY CLASSIC 100 C MEMOKEY MODULE	134
9622	4+N MARINE AMPLIFIER MODULE	137
9623	VDS MARINE AMPLIFIER MODULE	137
9625	COLOR MARINE CAMERA MODULE	137
9630	MARINE PUSHBUTTON	139
9633	COL.COMPACT AUDIO MON.REPLACEMENT SET	131
9635	VDS NEW MARINE AUDIO AMPLIFIER	138
9637	4+N NEW MARINE VIDEO AMPLIFIER	138
9638	VDS NEW MARINE VIDEO KEYPAD AMPLIFIER	138
9639	BUS2 NEW MARINE VIDEO AMPLIFIER	138
9640	VDS/BUS2 NEW MARINE DISPLAY	139
9641	MDS NEW MARINE DISPLAY	139
9642	CITYLINE DIGITAL KEYPAD MDS/VDS/BUS2	136
9655	CITY CLASSIC CLOSING SET	133
9656	CITYLINE LOCKING ACCESSORIES SET	136
9657	CITYLINE CLASSIC HEATING RESISTANCE	133
9658	CITY HEATING RESISTANCE	136
9659	MDS PROXIMITY CITYMAX MODULE	135
9662	CITYMAX GUARD UNIT REPARATION SET (MDS)	134
9671	COLOUR CITY CLASSIC CAMERA MODULE	134
9678	4+N CITYMAX AMPLIFIER MODULE	134
9679	PUSHBUTTON CITYMAX MODULE 4+N 101	134
9680	PUSHBUTTON CITYMAX MODULE 4+N 102	134
9681	PUSHBUTTON CITYMAX MODULE 4+N 103	134
9682	PUSHBUTTON CITYMAX MODULE 4+N 202	134
9683	PUSHBUTTON CITYMAX MODULE 4+N 203	134
9684	VDS CITYMAX AMPLIFIER MODULE	134
9685	PUSHBUTTON CITYMAX MODULE VDS 101	134
9686	PUSHBUTTON CITYMAX MODULE VDS 102	134

REF.	DESCRIPTION	PAGE
9687	PUSHBUTTON CITYMAX MODULE VDS 103	134
9688	PUSHBUTTON CITYMAX MODULE VDS 201	134
9689	PUSHBUTTON CITYMAX MODULE VDS 202	134
9690	PUSHBUTTON CITYMAX MODULE VDS 203	134
9692	MARINE CAMERA DISPLAY	139
9694	PUSHBUTTON CITYMAX MODULE 4+N 201	134
9695	4+N KIT CITY CLASSIC AMPLIFIER	133
9696	4+N CITY CLASSIC AMPLIF. W/O SYNTHESIZER	133
9697	VDS CITY CLASSIC AMPLIFIER	133
9703	VDS MARINE VIDEO AMPLIFIER	138
9713	VDS NEW MARINE AUDIO AMPLIFIER	138
9728	CITYLINE DIRECT KEYPAD	136
9729	DISPLAY CARD CITYLINE	136
9734	AUDIO 2/W CITY 4+N KIT AMPLIFIER	135
9735	CONNECTION BRACKET LAMP	133
9745	CITY CLASSIC KEYPAD KEY SET	133
9775	2W COLOUR VIDEO AMPLIFIER CITY VDS KIT	135
9779	AUDIO CLASSIC AMPLIFIER REPAIRING SET	133
9781	CITY/MARINE FINGERPRINT READER	142
9784	PANEL ELECTRET MICROPHONE	140
9803	SET loudspeaker monitor Smile/VIVO/VEOXs-XL	132
9804	DUOX CITYLINE DISPLAY v21.23	136
15427	KIN PANEL CAMERA REPAIR SET (GREY)	144
15428	KIN PANEL 10" TFT	144
15429	MILO PANEL CAMERA REPAIR SET	144
15432	KIN PANEL SLIDER SET (GREY)	144
15444	KIN, MARINE PANELS AUDIO SET	144
15451	MARINE MEET PANEL LENS	145
15452	MARINE MEET PANEL PROX. READER COVER	145
15453	MARINE MEET PANEL PROXIMIDAD READER VISOR	145
15470	MILO PANEL FRONT COVER SET Ref.9531	144
15471	MILO TOUCH FRONT COVER SET Ref.9532	144
15472	MILO PANEL SLIDER SET	144
15475	MARINE, MILO PANELS 4.3" TFT	144
15477	MILO PANEL KEYPAD SET	145
15478	SET AUDIO PANEL MILO	145
15490	1/W MILO PANEL FRONT COVER SET	145
15492	CAMERA PLATINE MILO 1L	145
15499	MEET PANEL ACCESSORIES SET	144
15506	7" TFT MONITOR (WIT, MIO)	145
15507	10" TFT MONITOR (WIT, MIO)	145
15512	MONITOR AUDIO SET (WIT, MIO)	145
15515	MONITORS ACCESSORIES MEET	145
15517	NEO TFT 7" MONITOR	145
15519	AUDIO MONITOR NEO SET	145
24050	MDS CENTRAL UNIT W/MEMORIES	147
73901	SKYLINE DUOX AUD. AMP. W v3.0/24V	140
88039	MULTIWAY BUS-3 POWER SUPPLY 230V	146
952701	MIO 10" MONITOR - WHITE MEET	145





United Arab Emirates. DIFC Tunnel



Argentina. Dome Green Soho



Portugal. Fábrica 1921



Singapore. D'Leedon



Denmark. The Silo



Colombia. Terrakota




United Arab Emirates. The Links



Vietnam. Master Thao Dien



Turkey. Esta Beyouglu



Russia. Welton Towers



India. Amanora Gateway Towers





United Kingdom. Priory House



France. Tour Horizon Le Havre



Belgium. Nautilus



Poland. Art Deco Wola Apartments

# FERMAX Around the world

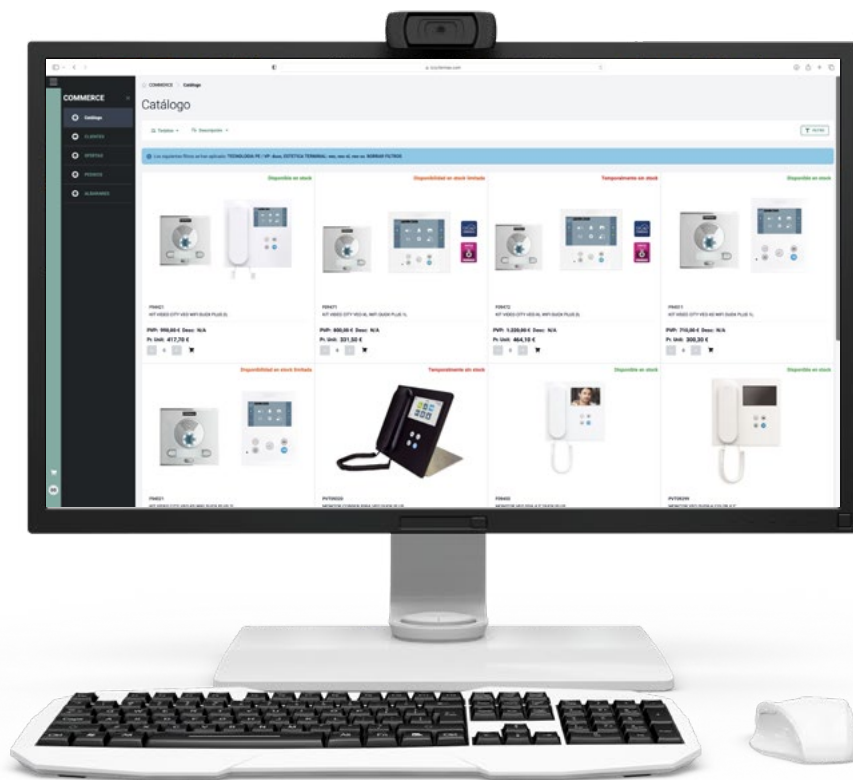
These are some examples of our reference projects around the world where FERMAX products have been installed to welcome millions of people.



Spain. Prado Pozuelo



The easiest way to **place your orders**



Our new online store where you can place your orders conveniently and quickly anytime, anywhere.

With IZZY you can enjoy a simpler and more personalised shopping experience!



[izzy.fermax.com](http://izzy.fermax.com)



**Extensive catalogue**

View product photos, information, availability as well as your purchase prices.



**In real time**

Check the status of your purchases and returns.



**Available at any time**

Place your order when you need it, even outside office hours or at weekends.

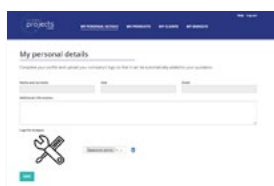
# GLOBAL projects

by **FERMAX**

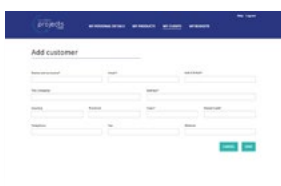
The simplest way to  
create, customise  
and share your online  
quotes!



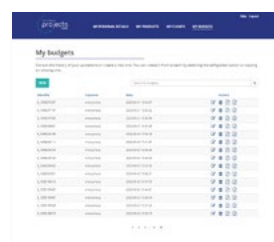
## Your own workspace!



**Customise your quotes** with your company logo and details.



**Register your customers** and add your own products to the quotation.



**Download the quote in the format of your choice** and email it to your customers.

Consult the **history of completed projects**.

A self-guided tool  
with all the **FERMAX**  
technology

Global Projects is no longer limited to our DUOX PLUS technology. It also **offers the possibility to quote projects with the MEET IP system**, thus expanding the professional's capacity to manage different projects.




NEW

# pro elite

FERMAX

## BE CREATIVE WITH MARINE

ProElite is a simple and intuitive online tool for designing and quoting Marine Elite outdoor panels.



You can design them easily, quickly and intuitively with **PROELITE**, our new digital tool to create your Marine Elite panel in any colour, size and composition.

Create and visualise your desired Marine Elite panel **in real time**, find out the **current price** of each design and save your projects. You can also modify or reuse your designs in the PROELITE private area and download them to **place your order directly**.





## The wizard to create your SKYLINE



**SKYLINER** is an intuitive online tool to design and create your Skyline panel with multiple options, adding frames and integrating video intercom, access control and informative modules in the same device.

Using a blank template or preset configuration, you can design your Skyline panel by simply dragging and dropping modules onto the frame of your choice. From the image created, you can obtain a complete list of materials, prepare a quote, add the installation items and indicate your customer's details.



**FERMAX**

## CONTACTS

FERMAX ELECTRÓNICA, S.A.U.

Avda. Tres Cruces, 133 • 46017 VALENCIA (Spain)

[www.fermax.com](http://www.fermax.com)

---

### TELEPHONE

+34 96 317 80 11

[export@fermax.com](mailto:export@fermax.com)

#### SALES ASSISTANCE


 +34 96 317 80 11

#### TECHNICAL ASSISTANCE

 +34 96 317 80 02

#### FERMAX ASIA PACIFIC PTE LTD


Block 13, Lorong 8 Toa Payoh #07-12 Braddell Tech  
319261 Singapore

 +65 6259 0700

[fermax@fermax.com.sg](mailto:fermax@fermax.com.sg) / [www.fermax.com](http://www.fermax.com)

#### FERMAX BELGIUM

Nieuwstraat,10 • 1570 Galmaarden • Belgium

 +32 54 31 82 80

[info@fermax.be](mailto:info@fermax.be) / [www.fermax.be](http://www.fermax.be)

#### FERMAX FRANCE S.A.S.U.

13 Rue de la perdrix • Bâtiment 9 Hall B. ZI Paris Nord 2  
93290 Tremblay en France

 +33 1 43 60 11 20

[fermax@fermax.fr](mailto:fermax@fermax.fr) / [www.fermax.fr](http://www.fermax.fr)

#### FERMAX MIDDLE EAST REGIONAL OFFICE

Office No. 7WA 3046

P.O. Box 293824


Dubai airport Freezone - Dubai (UAE)

 +971 4 253 3369 - FAX: +971 4 253 3370

[mideast@fermax.com](mailto:mideast@fermax.com) / [www.fermax.com](http://www.fermax.com)

#### FERMAX PORTUGAL


Via do Oriente nº12 E, Parque das Nações Norte  
1990-514 LISBOA

 +351 915169236

[portugal@fermax.pt](mailto:portugal@fermax.pt) / [www.fermax.pt](http://www.fermax.pt)

#### FERMAX POLSKA Sp. z o.o

ul. Szkolna 86 • 62-002 Suchy Las

 +48 618 112 303

[fermax@fermax.pl](mailto:fermax@fermax.pl) / [www.fermax.pl](http://www.fermax.pl)

#### Office in Warsaw

ul. Mińska 63a lok. 1 (budynek Pryzmat)

03-828 Warszawa

#### FERMAX (SHANGHAI) ELECTRONICS CO. LTD.

Room 705, Building A, Hongwell Lotus Plaza,  
No. 1308, Lianhua Road • Shanghai

 +86 21-64659292 - FAX: +86 21-64654992


[fermax@fermax.com.cn](mailto:fermax@fermax.com.cn) / [www.fermax.com.cn](http://www.fermax.com.cn)

#### FERMAX UK LTD

36 Saffron Court


Southfields Industrial Estate

Laindon, Essex, SS15 6SS

 +44 01277 634555

[fermax@fermaxuk.com](mailto:fermax@fermaxuk.com) / [www.fermax.co.uk](http://www.fermax.co.uk)


#### MEXICO

 +52 55 6212 1040

[jgracia@fermax.com](mailto:jgracia@fermax.com)

#### TURKEY

Perpa Ticaret Merkezi A • Blok Kat:11 No:1567  
Sisli / Istanbul

 +90 212 3560565 - FAX +90 212 3560691

[info@fermax.com.tr](mailto:info@fermax.com.tr) / [www.fermax.com](http://www.fermax.com)









## COMMERCIAL CONDITIONS OF SALE

The present commercial conditions of sale shall be applicable to all sales or deliveries carried out by FERMAX, unless otherwise agreed in writing with the Buyer.

## ORDERS

Orders shall be processed exclusively through authorized distributors.

## DELIVERIES

The delivery dates agreed with FERMAX shall be considered approximate. FERMAX undertakes to do its utmost to comply with the agreed delivery dates, always provided the Buyer facilitates all correct information relating to the order and the delivery with sufficient anticipation.

The delivery term shall be reasonably extended when causes beyond the decision and control of FERMAX prevent to comply with the agreed delivery date.

## ACCEPTANCE OF GOODS

The Buyer shall review and inspect the goods, as to quality and quantity, within the maximum period of five days after the date of delivery.

## OWNERSHIP RESERVE AND RISKS

FERMAX shall continue to be the lawful owner of the Products supplied until the full payment of the agreed amounts.

Notwithstanding the above, the risks inherent to the Products supplied shall be conveyed to the Buyer from the moment the Products are delivered by FERMAX in accordance with the relevant incoterm agreed by FERMAX and the Distributor.

## PRICES

Prices do not include any indirect taxes applicable according to the legislation in force from time to time. Other taxes, duties and charges that must be applied shall be

borne by the Buyer, unless otherwise agreed in writing with FERMAX.

## SHIPPING COSTS

Prices established in offers, orders, catalogues and other documents are EXWORKS prices.

Prices do not include the shipping cost except otherwise clearly indicated.

## PAYMENT

Unless FERMAX and the Buyer agreed otherwise in writing, payments shall be made within the periods established by the legislation in force.

FERMAX may require the necessary guarantees to assure that the Buyer complies with all agreed payment terms and conditions, if appropriate considering the financial position of the latter.

## GUARANTEES

FERMAX shall provide guarantee during a period of 36 months following the date of the sale invoice for any original defects in the Products, subject to the terms and conditions established in the legislation in force and in these Commercial Conditions of Sale. This guarantee applies only to products purchased on or after January 1st 2022. For all products purchased before that date the guarantee period remains 24 months.

These guarantee terms apply to products sold by FERMAX ELECTRONICA Spain directly to its distributors regardless the location of purchase.

The Products processed for guarantee that do not comply with the provisions set forth in the previous paragraph shall be treated as out of guarantee. FERMAX reserves the right to apply the appropriate measures to compensate any possible damages caused.

Any deficiencies beyond the control of FERMAX shall be excluded from the guarantee and liability of the latter, specially when they are the result of normal wear, false

information provided by the Buyer, inadequate maintenance, failure to observe the operating instructions, use of any inappropriate material, influence of chemical or electrolytic action or other similar causes.

The FERMAX guarantee shall be subject to the correct fulfilment of all payment terms and conditions agreed at the time of confirmation of the purchase order.

## DAMAGES

Under no circumstances shall the Buyer be authorized to make contractual or extracontractual claims for damages deriving from, but not limited to, the loss of production, use, orders, profits, nor for any other direct, indirect or consequential damages.

FERMAX shall be only liable to compensate the client for the costs associated to repairing the deficiencies or incidents occurred during the process of supplying the goods that are attributable to the former.

## RETURNS

All returns of material must attach a Return Authorization Document to be obtained from the Sales Department.

All materials must be in mint condition and include the original packaging before any return is authorized. Depreciations may be applied according to the corresponding policies in force.

FERMAX reserves the right to modify these commercial conditions of sale, as well as the prices of the Products. The technical and aesthetic characteristics of the Products may be modified from time to time. The graphic representations included are merely for illustrative purposes. FERMAX® is a registered trademark. All intellectual property and license rights reserved.



**FERMAX**  
CONNECTIVITY FOR ALL

[www.fermax.com](http://www.fermax.com) | [fermax@fermax.com](mailto:fermax@fermax.com)

