




















































Q-DIN - UNWIRED VERSIONS				
Type	No. EN 50022 modules	Code	Layout	Pre-arrangement
	5	GW 68 017 N		1 IEC 309 16A socket-outlet IP44/67 or watertight cap GW 27401 or GW 27403
		GW 68 018 N		2 IEC 309 16A socket-outlets IP44/67 or watertight caps GW 27401 - GW 27403
		GW 68 001 N		3 IEC 309 16A socket-outlets IP44/67 or watertight caps GW 27401 - GW 27403
		GW 68 031 N		3 IEC 309 16A socket-outlets IP44/67 or watertight caps GW 27 401 and shockproof case
		GW 68 020 N		2 IEC 309 16-32A socket-outlets IP44/67 or watertight caps GW 27401 - GW 27403
	10	GW 68 002 N		Blank
		GW 68 003 N		2 IEC 309 16A max socket-outlets 3P+E IP44/67 or watertight caps GW 27 401 2 IEC 309 16-32A socket-outlets IP44/67 or watertight caps GW 27401 - GW 27403
		GW 68 019 N		2 44 IB range 16-32A horizontal interlocked switched socket-outlets IP44 with rotary switch (SBF)
		GW 68 025 N		2 67 IB range 16-32A vertical interlocked switched socket-outlets IP67
	14	GW 68 004 N		Blank
		GW 68 005 N		3 IEC 309 16-32A socket-outlets IP44/67 or watertight caps GW 27 401
		GW 68 006 N		2 44 IB range 16-32A horizontal interlocked switched socket-outlets IP44 with rotary switch (SBF)
		GW 68 007 N		Blank
		GW 68 008 N		6 IEC 309 16-32A socket-outlets IP44/67 or watertight caps GW 27401 - GW 27403
		GW 68 009 N		4 44 IB range 16-32A horizontal interlocked switched socket-outlets IP44 with rotary switch (SBF)
		GW 68 010 N		3 67 IB range 16-32A vertical interlocked switched socket-outlets IP67
	20	GW 68 012 N		Blank
		GW 68 013 N		8 IEC 309 16-32A socket-outlets IP44/67 or watertight caps GW 27401 - GW 27403
		GW 68 021 N		4 IEC 309 16-32A socket-outlets IP44/67 or watertight caps GW 27401 - GW 27403 2 IEC 309 63A socket-outlets
		GW 68 014 N		4 44 IB range 16-32A horizontal interlocked switched socket-outlets IP44 with fuse-holder (CBF)
		GW 68 015 N		4 67 IB range 16-32A vertical interlocked switched socket-outlets IP67 4 IEC 309 2P+E 16A socket-outlets IP44/67 or watertight caps GW 27401 - GW 27403
		GW 68 022 N		2 67 IB range 16-32A vertical interlocked switched socket-outlets IP67 1 67 IB range 63A vertical interlocked switched socket-outlet IP67
	14	GW 68 023 N		Additional 14-gang module
	20	GW 68 024 N		Additional 20-gang module

**Q-DIN - WIRED VERSIONS**

No. EN 50022 modules	Code	Layout	Accessories supplied	Code	Layout	Accessories supplied
5	GW 68 212 N	 ASD	1 13A domestic socket-outlet UK	GW 68 227 N	 ASD	1 16A IEC 309 socket-outlet 2P+E IP44 230V
	GW 68 225 N	 ASD	1 16A IEC 309 socket-outlet 2P+E IP44 230V 1 10/16A Schuko domestic socket-outlet	GW 68 226 N	 ASD	1 16A IEC 309 socket-outlet 2P+E IP44 230V 1 16A IEC 309 socket-outlet 3P+E IP44 400V
	GW 68 224 N	 ASD	1 16A IEC 309 socket-outlet 2P+E IP44 230V 1 16A IEC 309 socket-outlet 3P+E IP44 400V 1 10/16A Schuko domestic socket-outlet	GW 68 217 N	 ASC	3 16A IEC 309 2P+E socket-outlets IP67 230V with 5m H07 RN-F cable and 2P+E 16A plug IP67 230V
	GW 68 223 N	 ASC	3 16A IEC 309 2P+E socket-outlets IP67 230V with 5m H07 RN-F cable, 2P+E 16A plug IP67 230V and shockproof case			
10	GW 68 202 N	 ASD	2 16A IEC 309 socket-outlets 2P+E IP44 230V 1 16A IEC 309 socket-outlet 3P+E IP44 400V 1 10/16A Schuko domestic socket-outlet	GW 68 228 N	 ASD	1 16A IEC 309 socket-outlet 2P+E IP44 230V 1 16A IEC 309 socket-outlet 3P+E IP44 400V 1 16A IEC 309 socket-outlet 3P+N+E IP44 400V 1 10/16A Schuko domestic socket-outlet
	GW 68 203 N	 ASC	2 10/16A Schuko domestic socket-outlets 2 16A IEC 309 socket-outlets 2P+E IP44 230V with 5m H07 RN-F cable and 2P+E 16A plug IP44 230V	GW 68 204 N	 ASC	2 16A IEC 309 socket-outlets 2P+E IP67 230V 2 16A IEC 309 socket-outlets 3P+E IP67 400V with 5m H07 RN-F cable and 3P+N+E 16A plug IP67 400V
	GW 68 216 N	 ASC	4 16A IEC 309 socket-outlets 2P+E IP67 400V with H07 RN-F 5m cable and plug 2P+E 16A IP67 400V	GW 68 401 N	 ASC	1 10/16A Schuko domestic socket-outlet 2 16A IEC 309 socket-outlets 2P+E IP44 230V 1 16A IEC 309 3P+E socket-outlet IP44 400V with 15m H07 RN-F cable, 3P+N+E 16A plug IP44 400V and metallic support
14	GW 68 205 N	 ASD	2 16A IEC 309 socket-outlets 2P+E IP67 230V 1 16A IEC 309 socket-outlet 3P+E IP67 400V			
	GW 68 229 N	 ASD	2 16A IEC 309 socket-outlets 2P+E IP44 250V 1 16A IEC 309 socket-outlet 3P+E IP44 400V 1 16A IEC 309 socket-outlet 3P+N+E IP44 400V 1 32A IEC 309 socket-outlet 3P+E IP44 400V 1 10/16A Schuko domestic socket-outlet	GW 68 411 N	 ASC	2 10/16A Schuko domestic socket-outlets 2 16A IEC 309 socket-outlets 2P+E IP44 230V 2 16A IEC 309 socket-outlets 3P+E IP44 400V with 25m H07 RN-F cable, 16A 3P+N+E plug IP44 400V and metal support carriage with cable winder drum
	GW 68 206 N	 ASD	2 16A horizontal interlocked switched socket-outlets 2P+E IP44 230V 1 16A horizontal interlocked switched socket-outlet 3P+E IP44 400V 1 32A horizontal interlocked switched socket-outlet 3P+E IP44 400V with rotary switch			
	GW 68 207 N	 ASD	2 16A vertical interlocked switched socket- outlets 2P+E IP67 230V 1 16A vertical interlocked switched socket- outlet 3P+E IP67 400V with rotary switch	GW 68 230 N	 ASD	2 16A AUTOMATIKA vertical interlocked switched socket-outlets 2P+E IP67 230V 1 16A AUTOMATIKA vertical interlocked switched socket-outlet 3P+N+E IP67 400V
					GW 68 231 N	 ASD
20	GW 68 208 N	 ASD	2 16A vertical interlocked switched socket- outlets 2P+E IP67 250V 1 16A vertical interlocked switched socket- outlet 3P+E IP67 400V 1 32A vertical interlocked switched socket- outlet 3P+E IP67 400V with rotary switch			
	GW 68 421 N	 ASC	2 16A IEC 309 socket-outlets 2P+E IP44 230V 2 16A IEC 309 socket-outlets 3P+E IP44 400V 2 32A IEC 309 socket-outlets 3P+E IP44 400V 2 10/16A Schuko domestic socket-outlets with 35m H07 RN-F cable, 32A 3P+N+E plug IP44 400V and metal support carriage with cable winder drum	GW 68 424 N	 ASC	2 16A vertical interlocked switched socket-outlets 2P+E IP67 230V 1 16A vertical interlocked switched socket-outlet 3P+E IP67 400V 1 32A vertical interlocked switched socket-outlet 3P+E IP67 400V with rotary switch with 25m H07 RN-F cable, 32A 3P+N+E plug IP67 400V and metal support carriage with cable winder drum