

EDLMTM PRO

GU10 multiples

make smart with



See pg.218-219 for compatibility table

High quality pressed steel GU10 downlights adjustable on two axes

Horizontal adjustment of 45° for focused downlighting

Supplied with GU10 lampholder - lamp not included

Smart
Lamp options
See pg.21



Standard
Lamp options
See pg.95



See luminaire lamp compatibility on pg.227



Single



Twin

Cat. No.	Input	Horz. Adj.	Cutout
Single			
EN-MGU101MW	240V	45°	95 x 95mm
EN-MGU101SS	240V	45°	95 x 95mm
Twin			
EN-MGU102MW	240V	45°	190 x 95mm
EN-MGU102SS	240V	45°	190 x 95mm

Suffix **MW** or **SS** for Matt White or Satin Silver finishes.
Lamp not included



5 Year Warranty

Matt White or Satin Silver finish options

make smart with



works with

.light



Smart Tuneable GU10
See pg.21


.control



Dimmable Standard GU10



PLUS
Triac In-line Dimmer
See pg.31



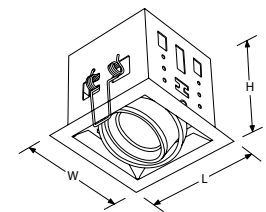
OR
Smart Rotary Dimmer
See pg.25



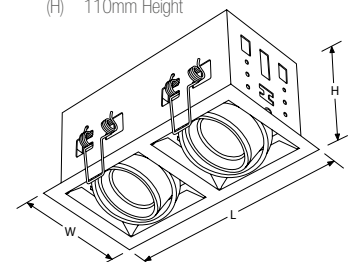
Non-Dimmable Standard GU10



PLUS
On/Off Relay
See pg.37



EN-MGU101
(L) 107mm Length
(W) 107mm Width
(H) 110mm Height



EN-MGU102
(L) 202mm Length
(W) 107mm Width
(H) 110mm Height