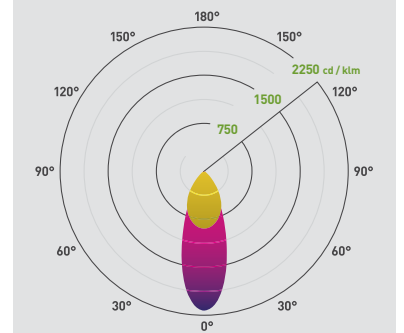

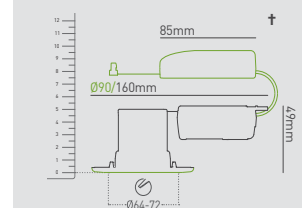


FEATURES & BENEFITS

- > 100lm/W+*
- > Only 5.2W*
- > Mains dimmable
- > Slimline twist & lock bezels (sold separately)
- > Flexible driver position for easy installation
- > Shallow depth of 49mm*
- > Insulation coverable




Additional diagrams available at collingwoodlighting.com



This luminaire contains built-in LED lamps.

The lamps cannot be changed in the luminaire.



A++
A+
A
B
C
D
E
F

LED

874/2012

H2 Pro 550 | H2 Pro 550 T

Dimmable, fire-rated LED downlight

- IP65*** Suitable for use in bathrooms
- T** Push-fit terminal connector available
- EM** Emergency versions available
- 100lm/W+** High efficacy
- 7-year** extended warranty available

- 38/70°
 - 5.2W*
 - 240V
 - 864-72
 - 40°C
 - ±40°C
 - DIM
 - 186g
 - 1
 - 70,000h
 - 3SDCM
- * IP65 (front) / IP20 (back) | * Excluding 2700K | † Ceiling only | Patent information: collingwoodlighting.com/patent ZONE L70, B10

PHOTOMETRICS @ 25°C

Colour	Beam angle	Product code	Product code	W	CRI	lm	lm/W	lx at 1m
4000K	38°	DL35638NW	DLT35638NW	5.2	>80Ra	580	112	1237
	70°	DL35660NW	DLT35660NW	5.2	>80Ra	580	112	496
3000K	38°	DL35638WW	DLT35638WW	5.2	>80Ra	550	106	1173
	70°	DL35660WW	DLT35660WW	5.2	>80Ra	550	106	462
2700K	60°	DL3566027	-	8.5	>80Ra	480	56	325

EMERGENCY PACK SERVICE OPTION

Approx. 25% light output compared to normal running. Refer to LEDEP07 specification sheet for more information

For 3hr emergency pack service option suffix partcode with **EM** e.g. DL35638NW becomes DL35638N**WEM**

GENERAL

Building regulations	Part B (fire protection), C (moisture protection), E (acoustic protection), P (electrical safety) and L (conservation of energy - 2014 regulations)
Construction material	Mild steel / VO rated plastic
Flicker free	Yes
Inrush current	0.9A 0.04ms*
Maximum ceiling thickness	40mm

WIRING

Cable / flying lead	0.15m (Class II)
Cable required for 'T' Connector	Push-fit terminal for: Twin & Earth (6242Y 2x1.5mm ²) or 3-core cable (R02V 3x1.5mm ²)
Type of wiring required	Parallel (mains) 220-240V AC 50/60Hz

LED DRIVERS

Product code	Input voltage	Input current	Power factor	Dimming	Bathroom zone
N/A (integrated SELV driver)	220-240V	30mA	>0.88 †	Yes (mains)	1 (ceiling only)

ACCESSORIES

Product code	Description	
H2 range bezels	Round & square H2 Pro bezel options	76
DLCONVERT70	Converter plate	88
DM298GRID	LED mains grid dimmer	89
DM298FP	Faceplate dimmer	89