




# topTER SERIES - THE MODULAR SYSTEM

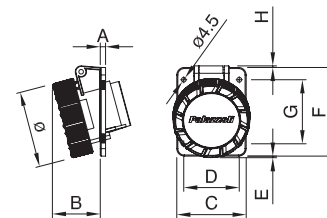
## 16A & 32A FIXED SOCKET-OUTLETS

IP44 Splashproof protected angled fixed socket-outlets for board installations



A	V	Dimensions mm.			Dimensions mm.	
16	110	65 x 83	488124	488134	88 x 100	488144
	230	65 x 83	488126	488139	88 x 100	488149
	400	65 x 83	488129	488136	88 x 100	488146
32	110	88 x 100	488224	488234	88 x 100	488244
	230	88 x 100	488226	488239	88 x 100	488249
	400	88 x 100	488229	488236	88 x 100	488246




**Characteristics:** can be fitted with 1x auxiliary contact (product code 579855 – page 76) signalling the insertion of a plug



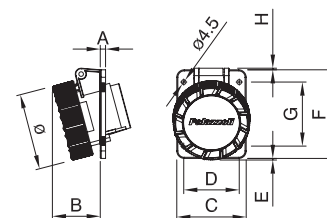
(A)	Poles	mm.						
		A	B	C	D	F	G	ø
16	2P+E	5	45	65	52	60	72	5
	3P+E	5	46	65	52	60	72	80
	3P+N+E	7	47	88	77	100	85	88
32	2P+E	7	54	88	77	100	85	93
	3P+E	7	54	88	77	100	85	93
	3P+N+E	7	55	88	77	100	85	100

IP66/IP67 Watertight angled fixed socket-outlets for board installations



A	V	Dimensions mm.			Dimensions mm.	
16	110	65 x 83	489124	489134	88 x 100	489144
	230	65 x 83	489126	489139	88 x 100	489149
	400	65 x 83	489129	489136	88 x 100	489146
32	110	88 x 100	489224	489234	88 x 100	489244
	230	88 x 100	489226	489239	88 x 100	489249
	400	88 x 100	489229	489236	88 x 100	489246
	380-440	88 x 100		489233		

**Characteristics:** can be fitted with 1x auxiliary contact (product code 579855 – page 76) signalling the insertion of a plug




(A)	Poles	mm.						
		A	B	C	D	F	G	ø
16	2P+E	5	45	65	52	60	72	5
	3P+E	5	46	65	52	60	72	80
	3P+N+E	7	47	88	77	100	85	88
32	2P+E	7	54	88	77	100	85	93
	3P+E	7	54	88	77	100	85	93
	3P+N+E	7	55	88	77	100	85	100

IP44 Splashproof protected angled fixed socket-outlets for board installations



### COMPACT BOARD SOCKET-OUTLETS

A	V	Flange dimensions mm.	
16	110	60 x 60	488114
	230	60 x 60	488116