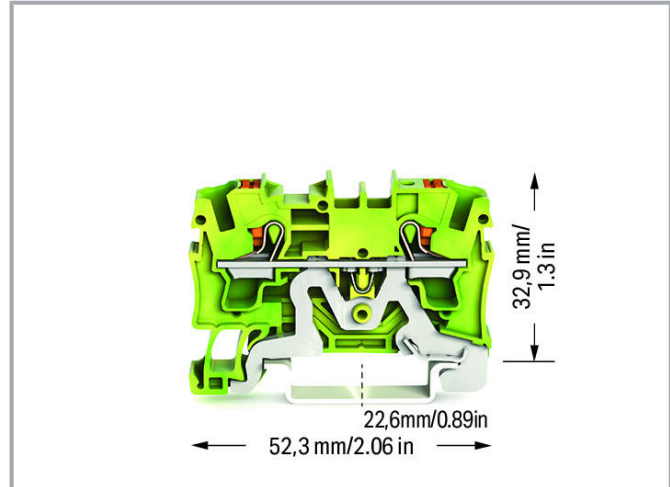
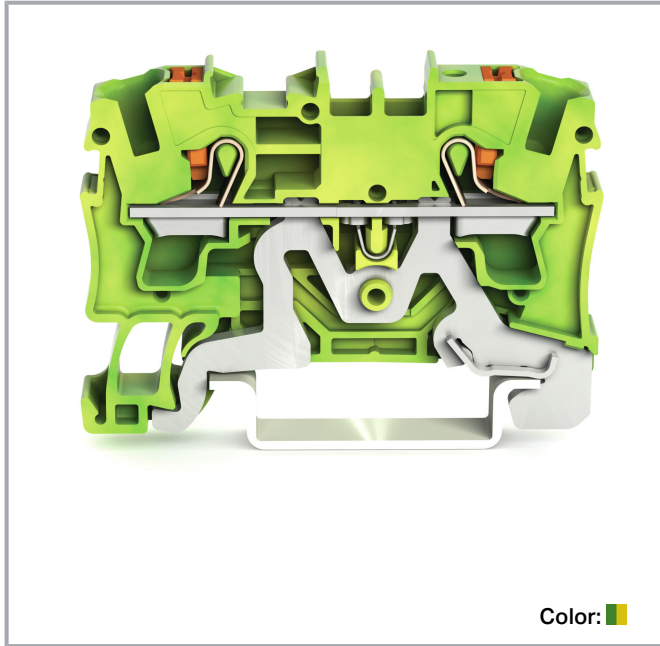


**Data sheet | Item number: 2204-1207**

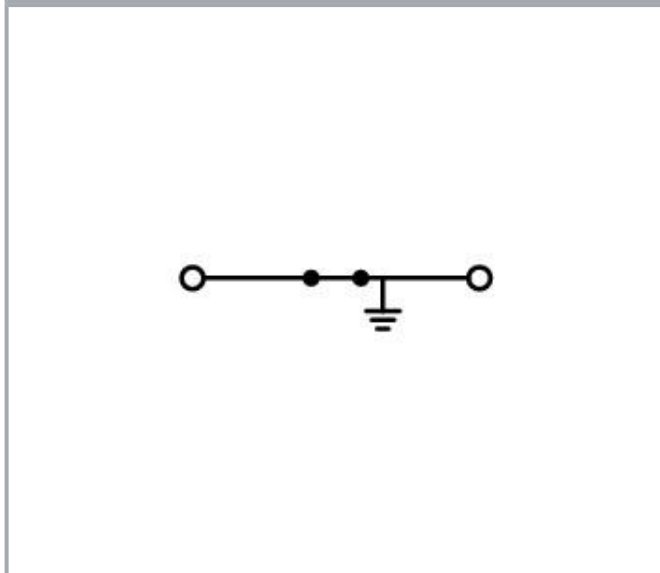
2-conductor ground terminal block; with push-button; 4 mm<sup>2</sup>; with test port; side and center marking; for DIN-rail 35 x 15 and 35 x 7.5; Push-in CAGE CLAMP®; 4,00 mm<sup>2</sup>; green-yellow



[www.wago.com/2204-1207](http://www.wago.com/2204-1207)



Color:



**Data**

**Electrical data**

Subject to changes. Please also observe the further product documentation!

WAGO Kontakttechnik GmbH & Co. KG  
Hansastr. 27  
32423 Minden  
Phone: +49571 887-0 | Fax: +49571 887-169  
Email: [info.de@wago.com](mailto:info.de@wago.com) | Web: [www.wago.com](http://www.wago.com)

Do you have any questions about our products?  
We are always happy to take your call at 01788 568 008.



## Ratings per IEC/EN

|             |                  |
|-------------|------------------|
| Ratings per | IEC/EN 60947-7-2 |
|-------------|------------------|

## Connection data

|                                   |   |
|-----------------------------------|---|
| Total number of connection points | 2 |
| Total number of potentials        | 1 |
| Number of levels                  | 1 |
| Number of jumper slots            | 2 |

## Connection 1

|  |   |
|--|---|
| Connection technology                                      | Push-in CAGE CLAMP®   |
| Actuation type   | Push-in<br>Push-button<br>Operating tool  |
| Connectable conductor materials                            | Copper  |
| Nominal cross-section                                      | 4 mm <sup>2</sup>   |
| Solid conductor  | 0.5 ... 6 mm <sup>2</sup> / 20 ... 10 AWG   |
| Solid conductor; push-in termination                       | 1 ... 6 mm <sup>2</sup> / 14 ... 10 AWG   |
| Fine-stranded conductor                                    | 0.5 ... 6 mm <sup>2</sup> / 20 ... 10 AWG   |
| Fine-stranded conductor; with insulated ferrule            | 0.5 ... 4 mm <sup>2</sup> / 20 ... 12 AWG   |
| Fine-stranded conductor; with ferrule; push-in termination | 1.5 ... 4 mm <sup>2</sup> / 18 ... 12 AWG   |
| Note (conductor cross-section)                             | Depending on the conductor characteristic, a conductor with a smaller cross-section can also be inserted via push-in termination. |
| Strip length   | 11 ... 13 mm / 0.43 ... 0.51 inch   |
| Wiring direction   | Front-entry wiring  |

## Physical data

|                                   |                      |
|-----------------------------------|----------------------|
| Width                             | 6.2 mm / 0.244 inch  |
| Height                            | 52.3 mm / 2.059 inch |
| Depth from upper edge of DIN-rail | 32.9 mm / 1.295 inch |

## Mechanical data

|               |                     |
|---------------|---------------------|
| Design        | horizontal type     |
| Mounting type | DIN-35 rail         |
| Marking level | Center/side marking |

Subject to changes. Please also observe the further product documentation!



## Material data

|                             |                  |
|-----------------------------|------------------|
| Color                       | green-yellow     |
| Insulation material         | Polyamide (PA66) |
| Flammability class per UL94 | V0               |
| Weight                      | 12.3 g           |

## Commercial data

|                       |               |
|-----------------------|---------------|
| PU (SPU)              | 50 Stück      |
| Packaging type        | box           |
| Country of origin     | DE            |
| GTIN                  | 4055143711456 |
| Customs tariff number | 85369010000   |

Subject to changes. Please also observe the further product documentation!