

Emergency

Emergency Downlight

Includes LED driver and NiMH battery in a mesh sleeve

EN-EMLD3 - Can be maintained or non-maintained dependant on connection of switch live

EN-EMLD2 - Standalone emergency fitting

EN-EMLD3 - Standalone emergency fitting with corridor optic



EN-EMLD2



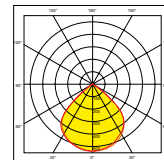
EN-EMLD3

Cat. No.	Description	Wattage	Cutout (Ø)
EN-EMLD2	Emergency Downlight	2W	40mm
EN-EMLD3	Emergency Downlight with Corridor Optic	2W	40mm

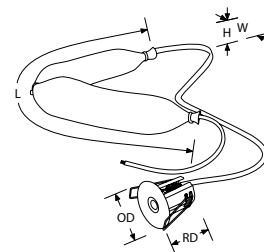
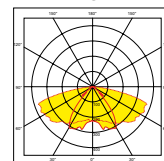


1 Year Warranty

EN-EMLD2



EN-EMLD3



EN-EMLD2

(OD) 51mm Overall Ø
(RD) 70mm Recess
(L) 1300mm Length
(W) 30mm Width
(H) 47mm Height

EN-EMLD3

(OD) 51mm Overall Ø
(RD) 70mm Recess
(L) 1800mm Length
(W) 34mm Width
(H) 45mm Height