

# CurveE™

High Output Baffled Aluminium LED Downlights



Sleek baffled design with the light source recessed back to reduce glare  
 Delivering up to 97lm/W  
 60° beam angle for uniform light distribution  
 IP44 rated  
 Supplied with remote triac dimmable constant current LED driver



Cat. No.	Watts	Colour	Lumens	lm/W	Beam	Baffle Recess	Cutout [Ø]
<b>Triac Dimmable</b>							
EN-DLB071D*/30	7W	3000K	640lm	91	60°	10mm	70mm
EN-DLB071D*/40	7W	4000K	680lm	97	60°	10mm	70mm
EN-DLB072D*/30	7W	3000K	575lm	82	60°	20mm	70mm
EN-DLB072D*/40	7W	4000K	615lm	88	60°	20mm	70mm
EN-DLB101D*/30	10W	3000K	920lm	92	60°	10mm	70mm
EN-DLB101D*/40	10W	4000K	970lm	97	60°	10mm	70mm
EN-DLB102D*/30	10W	3000K	820lm	82	60°	20mm	70mm
EN-DLB102D*/40	10W	4000K	880lm	88	60°	20mm	70mm

**Emergency Pack**  
 AU-DLEMB2      3 Hour Maintained Emergency Pack

\*Add suffix **DA** for DALI or **V** for 1-10V dimmable option



3 Years Warranty

L70 25,000hrs

Triac dimmable as standard,  
 1-10V & DALI dimmable options

Emergency option

Matt White finish

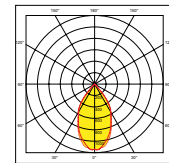


works with

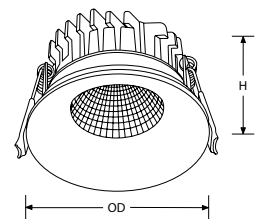
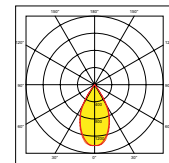
.control



EN-DLB071D



EN-DLB072D



**EN-DLB071D**  
 (H) 50mm Height  
 (OD) 80mm Overall (Ø)

**EN-DLB072D**  
 (H) 65mm Height  
 (OD) 85mm Overall (Ø)

**EN-DLB101D**  
 (H) 60mm Height  
 (OD) 80mm Overall (Ø)

**EN-DLB102D**  
 (H) 80mm Height  
 (OD) 85mm Overall (Ø)