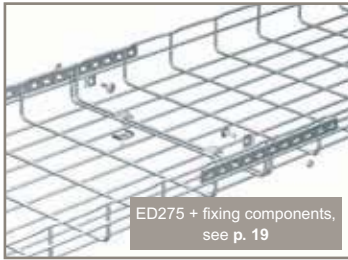
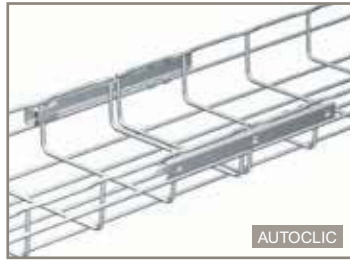



**couplers and connectors – EDRN - AUTOCLIC - ED275/1100 - FASLOCK AUTO - CEFAS - R15/25/35**



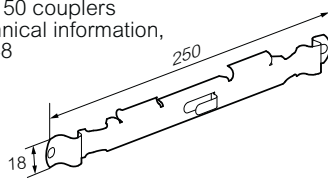
Dimensions and technical information p. 48-51

**NOTE : please use Cat. No. when placing your order**

Pack	Cat. Nos.				
50	<table border="0"> <tr> <td><b>EZ</b></td> <td><b>DC</b></td> </tr> <tr> <td>CM558241</td> <td>CM558247</td> </tr> </table>	<b>EZ</b>	<b>DC</b>	CM558241	CM558247
<b>EZ</b>	<b>DC</b>				
CM558241	CM558247				
50	<table border="0"> <tr> <td><b>304L</b></td> <td><b>316L</b></td> </tr> <tr> <td>-</td> <td>CM558244</td> </tr> </table>	<b>304L</b>	<b>316L</b>	-	CM558244
<b>304L</b>	<b>316L</b>				
-	CM558244				

**EDRN – couplers**

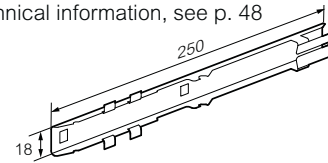
↕ 30 → 150 mm ↔ 50 → 600 mm  
 Supplied with one fixing tool in each pack of 50 couplers  
 For technical information, see p. 48



50	<table border="0"> <tr> <td><b>GS</b></td> <td><b>GC</b></td> </tr> <tr> <td>CM558280</td> <td>CM558283</td> </tr> </table>	<b>GS</b>	<b>GC</b>	CM558280	CM558283
<b>GS</b>	<b>GC</b>				
CM558280	CM558283				
50	<table border="0"> <tr> <td><b>304L</b></td> <td><b>316L</b></td> </tr> <tr> <td>CM558288</td> <td>CM558284</td> </tr> </table>	<b>304L</b>	<b>316L</b>	CM558288	CM558284
<b>304L</b>	<b>316L</b>				
CM558288	CM558284				

**AUTOCLIC – couplers**

↕ 54 / 105 mm ↔ 50 → 600 mm  
 Rapid fit with screwdriver (not included)  
 For technical information, see p. 48



50	<table border="0"> <tr> <td><b>EZ</b></td> <td><b>GC</b></td> </tr> <tr> <td>CM558221</td> <td>CM558223</td> </tr> </table>	<b>EZ</b>	<b>GC</b>	CM558221	CM558223
<b>EZ</b>	<b>GC</b>				
CM558221	CM558223				
1	<table border="0"> <tr> <td><b>304L</b></td> <td><b>316L</b></td> </tr> <tr> <td>CM558228</td> <td>CM558224</td> </tr> </table>	<b>304L</b>	<b>316L</b>	CM558228	CM558224
<b>304L</b>	<b>316L</b>				
CM558228	CM558224				

**ED275 – joint strips**

↕ 54 / 105 / 150 mm ↔ 50 → 600 mm  
 For technical information, see p. 49

	L (mm)
ED275	275
ED275	275

1	<table border="0"> <tr> <td><b>EZ</b></td> <td><b>GC</b></td> </tr> <tr> <td>CM558201</td> <td>CM558203</td> </tr> </table>	<b>EZ</b>	<b>GC</b>	CM558201	CM558203
<b>EZ</b>	<b>GC</b>				
CM558201	CM558203				
1	<table border="0"> <tr> <td><b>304L</b></td> <td><b>316L</b></td> </tr> <tr> <td>-</td> <td>CM558204</td> </tr> </table>	<b>304L</b>	<b>316L</b>	-	CM558204
<b>304L</b>	<b>316L</b>				
-	CM558204				

**ED1100 – joint strips**

↕ 54 / 105 / 150 mm ↔ 50 → 600 mm  
 For technical information, see p. 49

	L (mm)
ED1100	1100
ED1100	1100

**NOTE : please use Cat. No. when placing your order**

Pack	Cat. Nos.				
25	<table border="0"> <tr> <td><b>EZ</b></td> <td><b>DC</b></td> </tr> <tr> <td>CM558340</td> <td>CM558347</td> </tr> </table>	<b>EZ</b>	<b>DC</b>	CM558340	CM558347
<b>EZ</b>	<b>DC</b>				
CM558340	CM558347				
25	<table border="0"> <tr> <td><b>304L</b></td> <td><b>316L</b></td> </tr> <tr> <td>-</td> <td>CM558327</td> </tr> </table>	<b>304L</b>	<b>316L</b>	-	CM558327
<b>304L</b>	<b>316L</b>				
-	CM558327				
25	<table border="0"> <tr> <td>-</td> <td>CM558344</td> </tr> </table>	-	CM558344		
-	CM558344				
25	<table border="0"> <tr> <td>-</td> <td>CM558324</td> </tr> </table>	-	CM558324		
-	CM558324				

**FASLOCK AUTO – connectors**

↕ 30 → 150 mm ↔ 100 → 600 mm  
 For technical information, see p. 49

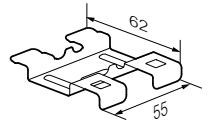
FASLOCK S ↔ 100 → 200 mm  
 FASLOCK XL ↔ 300 → 600 mm  
 FASLOCK S ↔ 100 → 200 mm  
 FASLOCK XL ↔ 300 → 600 mm



50	<table border="0"> <tr> <td><b>GS</b></td> <td><b>DC</b></td> </tr> <tr> <td>CM558410</td> <td>CM558417</td> </tr> </table>	<b>GS</b>	<b>DC</b>	CM558410	CM558417
<b>GS</b>	<b>DC</b>				
CM558410	CM558417				
50	<table border="0"> <tr> <td><b>304L</b></td> <td><b>316L</b></td> </tr> <tr> <td>-</td> <td>CM558414</td> </tr> </table>	<b>304L</b>	<b>316L</b>	-	CM558414
<b>304L</b>	<b>316L</b>				
-	CM558414				

**CEFAS – base couplers**

↕ 30 → 150 mm ↔ 100 → 600 mm  
 For technical information, see p. 50

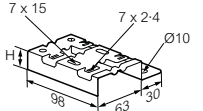


1	<table border="0"> <tr> <td><b>GS</b></td> <td><b>Z+</b></td> </tr> <tr> <td>CM586170</td> <td>CM586173</td> </tr> </table>	<b>GS</b>	<b>Z+</b>	CM586170	CM586173	R15/100	15	100
<b>GS</b>	<b>Z+</b>							
CM586170	CM586173							
1	<table border="0"> <tr> <td><b>304L</b></td> <td><b>316L</b></td> </tr> <tr> <td>CM586610</td> <td>CM586617</td> </tr> </table>	<b>304L</b>	<b>316L</b>	CM586610	CM586617	R15/300	15	100
<b>304L</b>	<b>316L</b>							
CM586610	CM586617							
1	<table border="0"> <tr> <td><b>304L</b></td> <td><b>316L</b></td> </tr> <tr> <td>CM586640</td> <td>CM586647</td> </tr> </table>	<b>304L</b>	<b>316L</b>	CM586640	CM586647	R25	25	100
<b>304L</b>	<b>316L</b>							
CM586640	CM586647							
1	<table border="0"> <tr> <td><b>304L</b></td> <td><b>316L</b></td> </tr> <tr> <td>CM586650</td> <td>CM586657</td> </tr> </table>	<b>304L</b>	<b>316L</b>	CM586650	CM586657	R35	35	100
<b>304L</b>	<b>316L</b>							
CM586650	CM586657							
1	<table border="0"> <tr> <td>-</td> <td><b>316L</b></td> </tr> <tr> <td>-</td> <td>CM586174</td> </tr> </table>	-	<b>316L</b>	-	CM586174	R15/100	15	100
-	<b>316L</b>							
-	CM586174							

**R15 / R25 / R35 – stand-off brackets**

↕ 30 → 105 mm ↔ 100 → 600 mm  
 For technical information, see p. 50

	H (mm)	daN
R15/100	15	100
R15/300	15	100
R25	25	100
R35	35	100



Key :		
<b>EZ</b>	Electrogalvanising after manufacture	<b>DC</b> Geomet
<b>GS</b>	Pre-galvanised	<b>304L</b> Stainless steel 304L
<b>GC</b>	Hot dip galvanised after manufacture	<b>316L</b> Stainless steel 316L
<b>Z+</b>	Continuous galvanisation before manufacture	For detailed information related to finishes, refer to p. 116-117

All dimensions (mm) are nominal