


Salamandre® distribution trunking


IP4X fittings (continued)

NEW

IP4X



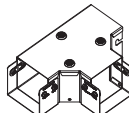
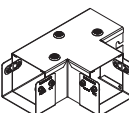
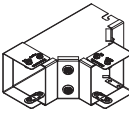
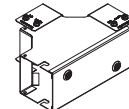
Top lid tee
MGIP22AGT

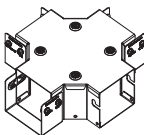
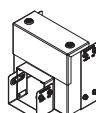
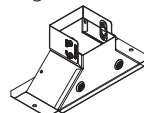
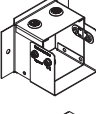




Crossover
MGIP22AGX



Selection chart (p. 8-9)
Order information (p. 10)
Standards and quality assessment (p. 20)
Dimensions and technical information (p. 26-27)

Pack	Cat. Nos.	Fittings (continued)
		<p>IP4X tees</p> <p>All top lid, inside lid and outside lid tees are supplied with lid, lid fixings and two couplers pre-fitted with screws backed-off ready to accept slotted trunking. All 2 and 3 compartment tees include a bridge flyover complete with fixing brackets and screws. Bridge flyovers reduce the cable capacity by 50% except on offset products which give full cable capacity. Inside and outside lid tees – square, available by special order. Contact us on +44 (0)845 605 4333</p>
1	MGIP Z AGT	<p>IP4X top lid tees – gusset</p> <p>1 compartment 2 compartment 3 compartment</p> 
1	MGIP Z AGT2C	
1	MGIP Z AGT3C	
1	MGIP Z AST	<p>IP4X top lid tees – square</p> <p>1 compartment 2 compartment 3 compartment</p> 
1	MGIP Z AST2C	
1	MGIP Z AST3C	
1	MGIP Z BGT	<p>IP4X inside lid tees – gusset</p> <p>1 compartment 2 compartment 3 compartment</p> 
1	MGIP Z BGT2C	
1	MGIP Z BGT3C	
1	MGIP Z CGT	<p>IP4X outside lid tees – gusset</p> <p>1 compartment 2 compartment 3 compartment</p> 
1	MGIP Z CGT2C	
1	MGIP Z CGT3C	

Pack	Cat. Nos.	Fittings (continued)
		<p>IP4X crossovers</p> <p>Crossovers are supplied with lid, lid fixings and three couplers pre-fitted with screws backed-off ready to accept slotted trunking. All 2 and 3 compartment crossovers include a bridge flyover complete with fixing brackets and screws. Bridge flyovers reduce the cable capacity by 50% except on offset products which give full cable capacity.</p> 
1	MGIP Z AGX	<p>1 compartment 2 compartment 3 compartment</p>
1	MGIP Z AGX2C	
1	MGIP Z AGX3C	
1	MGIP Z ZR	<p>IP4X reducers</p> <p>Supplied with lids, lid fixings and two couplers pre-fitted with screws backed-off ready to accept slotted trunking.</p> 
		<p>IP4X bellmouths</p> <p>Supplied with lids, lid fixings and a coupler pre-fitted with screws backed-off ready to accept slotted trunking.</p> 
1	MGIP Z B	<p>1 compartment 2 compartment 3 compartment</p>
1	MGIP Z B2C	
1	MGIP Z B3C	
1	MGIP Z F	<p>IP4X flange</p> <p>1 compartment 2 compartment 3 compartment</p> 
1	MGIP Z F2C	
1	MGIP Z F3C	
1	MGIP Z E	<p>IP4X end cap</p> <p>1 compartment 2 compartment 3 compartment</p> 
1	MGIP Z E2C	
1	MGIP Z E3C	



To achieve IP4X, all joints of the system should have a cover strap fitted. These should be ordered separately – 1 per length, 1 per bend / reducer, 2 per tee, 3 per crossover

see p. 10

Key : Z = trunking size code
Replace Z with the relevant code (see p. 10)