

Slim-Fit™


Low Profile Aluminium LED Downlights



Edge-lit low profile ideal for installations with limited recess space (25mm) and shallow ceiling voids

IP44 rated

Supplied with remote non-dimmable LED constant current driver (40mm void space required)



Ultra slim 25mm profile, ideal for shallow ceiling voids

Cat. No.	Watts	Colour	Lumens	lm/W	Beam	Cutout [Ø]	Dimmable Triac Drivers (sold separately)
Non-Dimmable							
EN-PL06B*/30	6W	3000K	300lm	50	110°	105mm	
EN-PL06B*/40	6W	4000K	330lm	55	110°	105mm	EN-PLDD06B
EN-PL06B*/65	6W	6500K	350lm	58	110°	105mm	
EN-PL09B*/30	9W	3000K	450lm	50	110°	133mm	
EN-PL09B*/40	9W	4000K	500lm	56	110°	133mm	EN-PLDD09B
EN-PL09B*/65	9W	6500K	550lm	61	110°	133mm	
EN-PL12B*/30	12W	3000K	660lm	55	110°	157mm	
EN-PL12B*/40	12W	4000K	780lm	65	110°	157mm	EN-PLDD12B
EN-PL12B*/65	12W	6500K	850lm	71	110°	157mm	
EN-PL18B*/30	18W	3000K	1100lm	61	110°	206mm	
EN-PL18B*/40	18W	4000K	1200lm	67	110°	206mm	EN-PLDD18B
EN-PL18B*/65	18W	6500K	1300lm	72	110°	206mm	
EN-PL24B*/30	24W	3000K	1450lm	60	110°	280mm	
EN-PL24B*/40	24W	4000K	1600lm	67	110°	280mm	EN-PLDD24B
EN-PL24B*/65	24W	6500K	1750lm	73	110°	280mm	

Emergency Pack

- EN-PEM 3 Hour Emergency Pack for Slim-Fit™ Downlights 6W - 12W
- EN-DLEM2 3 Hour Emergency Pack for Slim-Fit™ Downlights 18W - 24W

*Add suffix DA for DALI or V for 1-10V dimmable option (note DALI Emergency - the EM side will not report back)
40mm recess dimensions include required space for the driver



Excluding 6W & 9W Excluding 6W & 9W

3 Year Warranty

L70 25,000hrs

1-10V, DALI and Triac dimmable options

Emergency option

Matt White finish

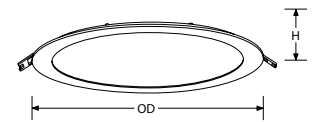
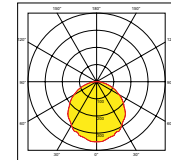


works with

.control

- 120W Triac Inline Dimmer See pg.41
- 320W Triac Inline Dimmer See pg.45
- 1-10V 1-10V Inline Dimmer See pg.45
- Smart Rotary Dimmer See pg.35
- 16A On/Off Relay See pg.47

EN-PL18B



- EN-PL06B (H) 25mm Height (OD) 115mm Overall (Ø)
- EN-PL09B (H) 25mm Height (OD) 145mm Overall (Ø)
- EN-PL12B (H) 25mm Height (OD) 174mm Overall (Ø)
- EN-PL18B (H) 25mm Height (OD) 225mm Overall (Ø)
- EN-PL24B (H) 25mm Height (OD) 300mm Overall (Ø)