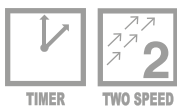


Aventa Shower Kit

Shower ventilation



Key Features

- In-line mixed flow fan
- Flow rate up to 280 m³/hr
- Designed for ducted installations
- High pressure, low noise
- Compact and quiet in operation
- Two speed (normal and boost)
- Adjustable overrun timer version
- Access to motor and impeller without dismantling ductwork
- Low watt motor from 25w
- IPX4 rating
- Complies with Building Regulations
- 3 year warranty

Aventa Shower Kit

The Aventa range provides compact, quiet and powerful remote mounted ventilation for ducted installations.

Available in high performance, two speed versions they are less bulky than larger in-line centrifugal fans and can be installed in loft spaces or service shafts for remote extraction.

With high flow/high pressure development characteristics they are ideal for the longer duct runs. The kit comes with 6m flexible ducting which can be cut to go either side of the fan. This kit meets latest building regulations.



ALWAYS PULL FLEXIBLE DUCTING TAUGHT TO ENSURE INSTALLED PERFORMANCE AIR FLOW.



Applications

Timer Timer can be set to run on between 2 and 30 minutes

Contents of Kit

9041407	AVT 100T, 6m flex duct, ties, extract valve, external grille
9041408	AVT 100T, 6m flex duct, ties, halogen light, chrome and white grilles and external grille
9041406	AVT 125T, 6m flex duct, ties, extract valve, external grille

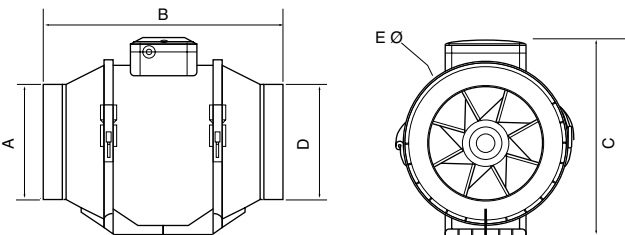


Technical Data

Specification	Aventa 100T Shower Kit	Aventa 100T Shower Kit with Light	Aventa 125T Shower Kit
Air flow m ³ /hr*	145 / 187	145 / 187	220 / 280
Air flow l/sec*	40 / 52	40 / 52	66 / 88
Fan type	Mixed Flow	Mixed Flow	Mixed Flow
Controls	Timer	Timer	Timer
Mounting	In-Line	In-Line	In-Line
Sound pressure dB(A)@3m	27 / 36	27 / 36	28 / 37
Power watts	21 / 33	21 / 33	23 / 37
Amps	0.11 / 0.21	0.11 / 0.21	0.18 / 0.27
Building Regulations ADF	Yes	Yes	Yes
Duct diameter (mm)	100	100	125
Voltage	230v / 1ph / 50Hz	230v / 1ph / 50Hz	230v / 1ph / 50Hz
Rating	IPX4	IPX4	IPX4
Material finish	ABS	ABS	ABS
Weight (kg)	1.5	1.5	1.5
Dimensions (H x W x D) mm	190 x 246 x 126	190 x 246 x 126	190 x 246 x 136
Part No.	9041407	9041408	9041406

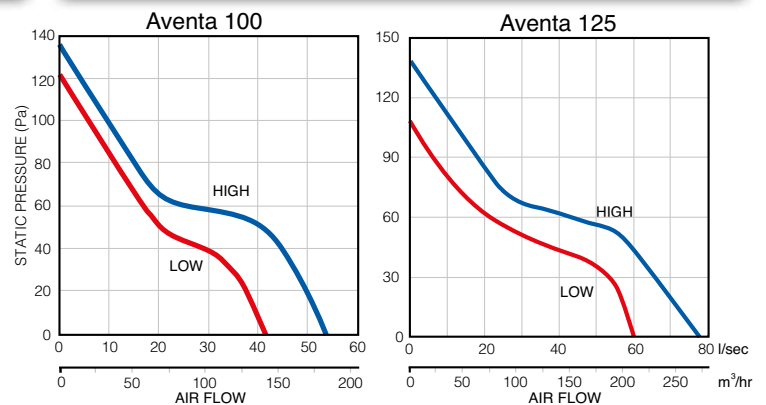
* Air flow at free discharge

Dimensions (mm)



Model	A	B	C	D	E
AV100	96	246	190	96	167
AV125	123	246	190	123	167

Performance



Controls and Accessories

A range of accessories including flexible and rigid ducting kits, controls, switches and grilles are available.

Call: 01494 560800

Visit: airflow.com



Airflow Developments Limited
Aidelle House, Lancaster Road,
Cressex Business Park,
High Wycombe, Buckinghamshire,
United Kingdom, HP12 3QP

E-mail: info@airflow.com
Telephone: +44 (0) 1494 525252

airflow.com

© Airflow Developments Limited. Airflow Developments Limited reserve the right, in the interests of continuous development, to alter specifications without prior notice. All orders are accepted subject to our conditions of sale which are available on request.

