

VORTICE PUNTO GHOST RANGE

- Complies with the requirements of Part F1 of the Building Regulations even when connected on 3m flexible aluminium duct (with 2 x 90° bends). Suitable for installation in walls, ceilings/false ceilings, lofts, internal walls. These fans can be used as temperature blenders in adjacent rooms.
- 10 models available with and without timer Ø 100-120-150 mm.
- The timer is adjustable from 3 to 20 minutes.
- Data and performances IMQ Performance certified.

- Motor with shielded poles and ball bearings (30.000 h guaranteed continuous operation) with thermal cut-out. Except codes (11110-11111-11116-11117).
- High airflow rate and low operating noise level due to wing-profile blades.
- IPX4 splashproof protection on all models.
- Conforms to the following standards: CEI EN 60335-2-80 (Part 2: Particular requirements for fans) CEI EN 60529 (Code IP) and CEI 107-53/1986.

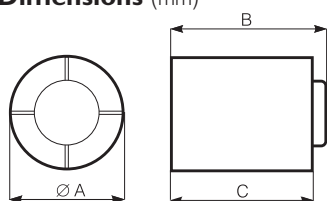
Design: F. Trabucco & Associates

LONG LIFE

30.000 h



Dimensions (mm)



MG	Ø A	B	C
MG 90/3.5"	92.5	92	89
MG 90/3.5" T	92.5	96.5	89
MG 100/4" LL	99	92	89
MG 100/4" T LL	99	96.5	89
MG 120/5" / LL	119	103	100
MG 120/5" T LL	119	107.5	100
MG 150/6" / LL	155	110	107
MG 150/6" T LL	155	114.5	107

Product	Code		V ~ 50 Hz	W	A	Rpm	Delivery		P max		Lp dB(A) 3 m	Approvals	kg	Insulation	IP	°C max
	TIMER						m³/h	l/s	mm H₂O	Pa						
MG 90/3.5"	11110	11111	230-240	18	0.10	2450	65	18	2.1	21	38		0.45	cl.II	X4	40
MG 100/4" LL	11100	11101	230-240	18	0.10	2415	80	22.2	2.6	25	39		0.43	cl.II	X4	40
MG 120/5"	11116	-	230-240	20	0.12	2250	160	44	4.5	44	43		0.56	cl.II	X4	50
MG 120/5" LL	11102	11103	230-240	20	0.12	2250	160	44.4	4.5	44	43		0.56	cl.II	X4	50
MG 150/6"	11117	-	230-240	30	0.18	2200	320	89	7.0	69	48		0.80	cl.II	X4	50
MG 150/6" LL	11104	11105	230-240	30	0.18	2200	320	88.9	7.0	69	48		0.80	cl.II	X4	50




False-ceiling installation (with optional kit).



Installation showing extract directly to the outside (with optional kit).

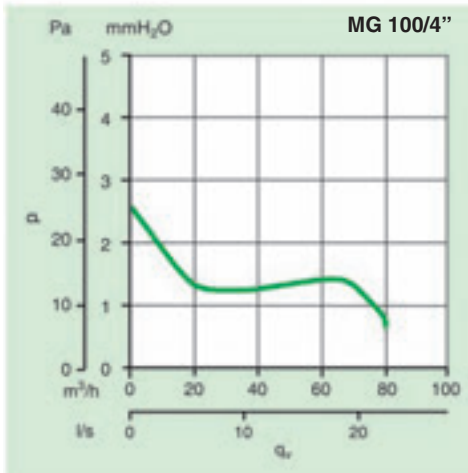
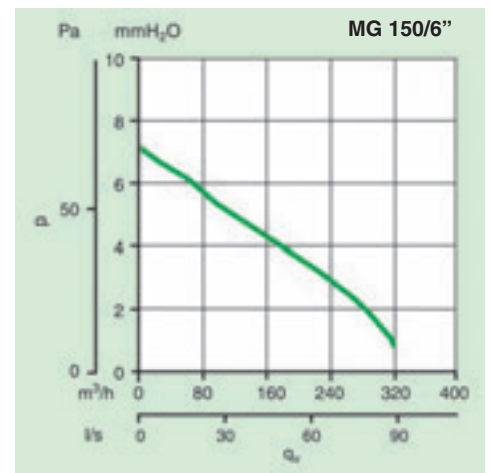
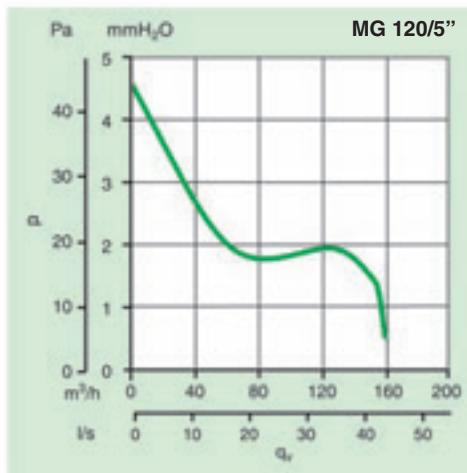
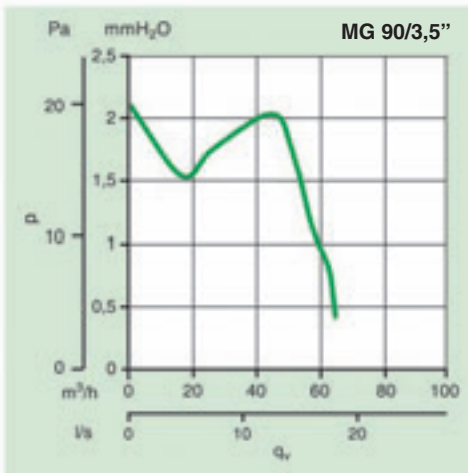


Wall installation.










Installation as temperature blenders in adjacent rooms.

Pressure/performance curves



Accessories on request (description and data on page 99)

Model	Code	Product
 C 1.5 electronic speed controller	12966	11100 - 11102 - 11104 11110 - 11116 - 11117
 SCNRB built-in electronic speed controller	12971	11100 - 11102 - 11104 11110 - 11116 - 11117
 Complete installation kit	22262 22263 22264 22265	11100 - 11101 11102 - 11103 - 11116 11104 - 11105 - 11117 11100 - 11101
 Grille kit	22140 22141 22142 22143	11100 - 11101 - 11110 - 11111 11102 - 11103 - 11116 11104 - 11105 - 11117 11110 - 11111
 3 m long flexible duct	22250 - 8001* 22251 - 8203* 22252 - 8002*	11100 - 11101 - 11110 - 11111 11102 - 11103 - 11116 11104 - 11105 - 11117
 Telescopic wall liner	22256 22257 22258	11100 - 11101 - 11110 - 11111 11102 - 11103 - 11116 11104 - 11105 - 11117
 Loft mounting brackets	22259 22260 22261	11100 - 11101 - 11110 - 11111 11102 - 11103 - 11116 11104 - 11105 - 11117

*Available only in UK

Wiring diagrams shown on page XXVII.