

Split Load

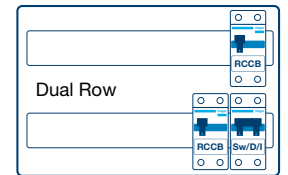
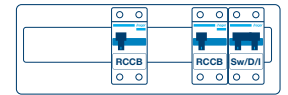
Characteristics:

- All consumer units contain rear cable entry. Boards with knockouts have top & bottom knockouts. A meter tail cable entry plate (**VM04CE**) is provided as standard - see page 38 for knockout sizes.
- Supplied with Type A RCCBs, a full metal DIN rail, 100A switch disconnecter incomer, 2 100A RCCBs and a full complement of earth and neutral terminals along with marking labels, busbar, instructions, rear cable protector plate and meter tail clamp.
- Conforms to BS EN 61439-3 Including Annex ZB (16kA rating).
- For accessories see page 32, for dimensions see page 38, refer to board sizes below.



VM955H

Description	Size	Cat ref.	Cat ref. With Knockouts
10 Way Split Load 5+5 100A Switch 2x 100A 30mA RCCB	5	VM955H	VM955HK
12 Way Split Load 6+6 100A Switch 2x 100A 30mA RCCB	6	VM966H	VM966HK
4+6 Way Dual Row 100A Switch 2x 100A 30mA RCCB	3 (2)	VM946H	VM946HK
8+10 Way Dual Row 100A Switch 2x 100A 30mA RCCB	4 (2)	VM90810H	VM90810HK
12+14 Way Dual Row 100A Switch 2x 100A 30mA RCCB	5 (2)	VM91214H	VM91214HK
18+20 Way Dual Row 100A Switch 2x 100A 30mA RCCB	7 (2)	VM91820H	VM91820HK



Configurable High Integrity

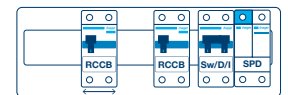
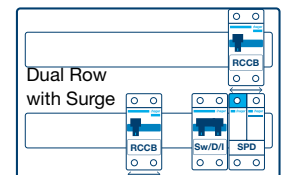
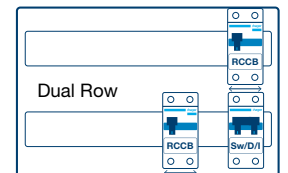
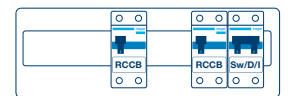
Characteristics:

- Metal split load and configurable consumer units with ability to protect selected circuits with RCBOs/MCBs and the remainder of circuits split across two RCCBs.
- All consumer units contain rear cable entry. Boards with knockouts have top & bottom knockouts. A meter tail cable entry plate (**VM04CE**) is provided as standard - see page 38 for knockout sizes.
- Supplied with Type A RCCBs, a full metal DIN rail, 100A switch disconnecter incomer, 2 100A RCCBs and a full complement of earth and neutral terminals along with marking labels, busbar, instructions, rear cable protector plate and meter tail clamp.
- References ending in **SPD** come with a Type 2 SPD fitted.
- Conforms to BS EN 61439-3 Including Annex ZB (16kA rating).
- For accessories see page 32, for dimensions see page 38, refer to board sizes below.



VM916CU

Description	Size	Cat ref.	Cat ref. With Knockouts
10 Way High Integrity 100A Switch 2x 100A 30mA RCCB	5	VM910CU	VM910CUK
12 Way High Integrity 100A Switch 2x 100A 30mA RCCB	6	VM912CU	VM912CUK
16 Way High Integrity 100A Switch 2x 100A 30mA RCCB	7	VM916CU	VM916CUK
8 Way High Integrity 100A Switch 2x 100A 30mA RCCB with Factory Fitted Surge Protection	5	VM908CUSPD	VM908CUKSPD
10 Way High Integrity 100A Switch 2x 100A 30mA RCCB with Factory Fitted Surge Protection	6	VM910CUSPD	VM910CUKSPD
14 Way High Integrity 100A Switch 2x 100A 30mA RCCB with Factory Fitted Surge Protection	7	VM914CUSPD	VM914CUKSPD
8+10 Way Dual Row High Integrity 100A Switch 2x 100A	4(2)	VM90810CU	VM90810CUK
12+14 Way Dual Row High Integrity 100A Switch 2x 100A	5(2)	VM91214CU	VM91214CUK
18+20 Way Dual Row High Integrity 100A Switch 2x 100A	7(2)	VM91820CU	VM91820CUK
6+10 Way Dual Row High Integrity 100A Switch 2x 100A 30mA RCCB with Factory Fitted Surge Protection	4(2)	VM90610CUSPD	VM90610CUKSPD
10+14 Way Dual Row High Integrity 100A Switch 2x 100A 30mA RCCB with Factory Fitted Surge Protection	5(2)	VM91014CUSPD	VM91014CUKSPD
16+20 Way Dual Row High Integrity 100A Switch 2x 100A 30mA RCCB with Factory Fitted Surge Protection	7(2)	VM91620CUSPD	VM916CUKSPD
12 Way Configurable, 100A Switch 1x 100A 30mA RCCB (Remaining Ways for RCBOs)	5	VM512AC	VM512ACK
18 Way Configurable, 100A Switch 1x 100A 30mA RCCB (Remaining Ways for RCBOs)	7	VM518AC	VM518ACK



with Surge