

ZEN8



35W ~ 8" LED DOWN LIGHT KIT



Key Features:

- Bright lumen output, low glare
- High Efficiency LED chip and reflector system
- Quick connect external dimmable driver included compatible with trailing edge dimmer
- Energy savings of 85% & low maintenance costs
- Anodised aluminium heat sink
- Long life - 50k hours
- 100° beam angle

ZEN8 SPECIFICATION

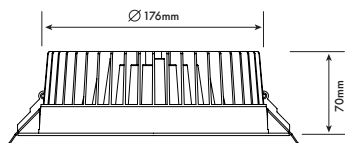
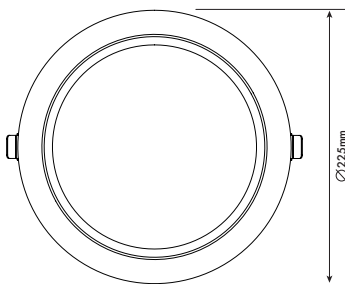
Part Code	ZEN8 35W3K-W	ZEN8 35W4K-W	ZEN8 35W3K-SN	ZEN8 35W4K-SN
Fitting Colour	White	White	Satin Nickel	Satin Nickel
Driver AC Input	220 ~ 240V	220 ~ 240V	220 ~ 240V	220 ~ 240V
Input Current	700mA	700mA	700mA	700mA
Input Voltage	50V	50V	50V	50V
Power	35W	35W	35W	35W
Lumens	2900lm	3000lm	2900lm	3000lm
Colour (K)	3000	4000	3000	4000
Lumen Field Angle	100°	100°	100°	100°
Working Temperature	-20°C ~ +40°C	-20°C ~ +40°C	-20°C ~ +40°C	-20°C ~ +40°C
CRI	80	80	80	80
Weight	880g	880g	880g	880g
Dimensions	Ø 225 x 70mm	Ø 225 x 70mm	Ø 225 x 70mm	Ø 225 x 70mm



Available Variants

ZEN8 35W3K-W-DA	ZEN8 35W4K-W-DA	ZEN8 35W3K-SN-DA	ZEN8 35W4K-SN-DA	DALI Dimmable
ZEN8 35W3K-W-DSI	ZEN8 35W4K-W-DSI	ZEN8 35W3K-SN-DSI	ZEN8 35W4K-SN-DSI	DSI Dimmable
ZEN8 35W3K-W-350	ZEN8 35W4K-W-350	ZEN8 35W3K-SN-350	ZEN8 35W4K-SN-350	Reduced Power 350mA Driver

Mechanical Diagram



Additional Accessories



Optional emergency pack EP3KIT, is also available for use with the ZEN Series, if you would like to make the down lights operate as emergency lighting as well.



Quick and easy connector

PowerLed
Orion House
Calleva Park
Aldermaston
Berkshire
RG7 8SN

Contact:
Tel: 0118 9703856
enquiries@powerled.uk.com
www.powerled.uk.com

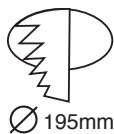
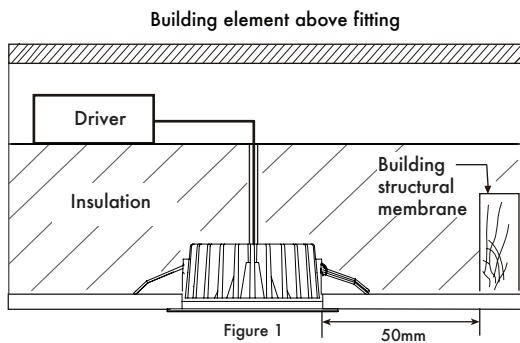


ZEN8

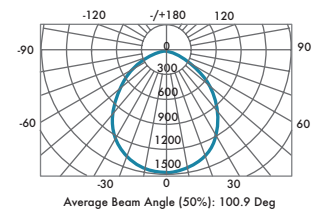
35W ~ 8" LED DOWN LIGHT KIT



Installation Diagram



Photometric



Flux out: 2017lm

Height	E ave, Emax	Angle: 100.91 deg	Diameter
1m	436.2, 1202lx		242.24cm
2m	109.0, 300.5lx		484.74cm
3m	48.47, 133.6lx		726.71cm
4m	27.26, 75.12lx		968.95cm
5m	17.45, 48.08lx		1211.18cm

Driver Connection

