


# RGBRF-WM Series

RF wireless wall mounted LED controller compatible with RGBRF-4x5A or RGBWIFI-4x5A Receiver



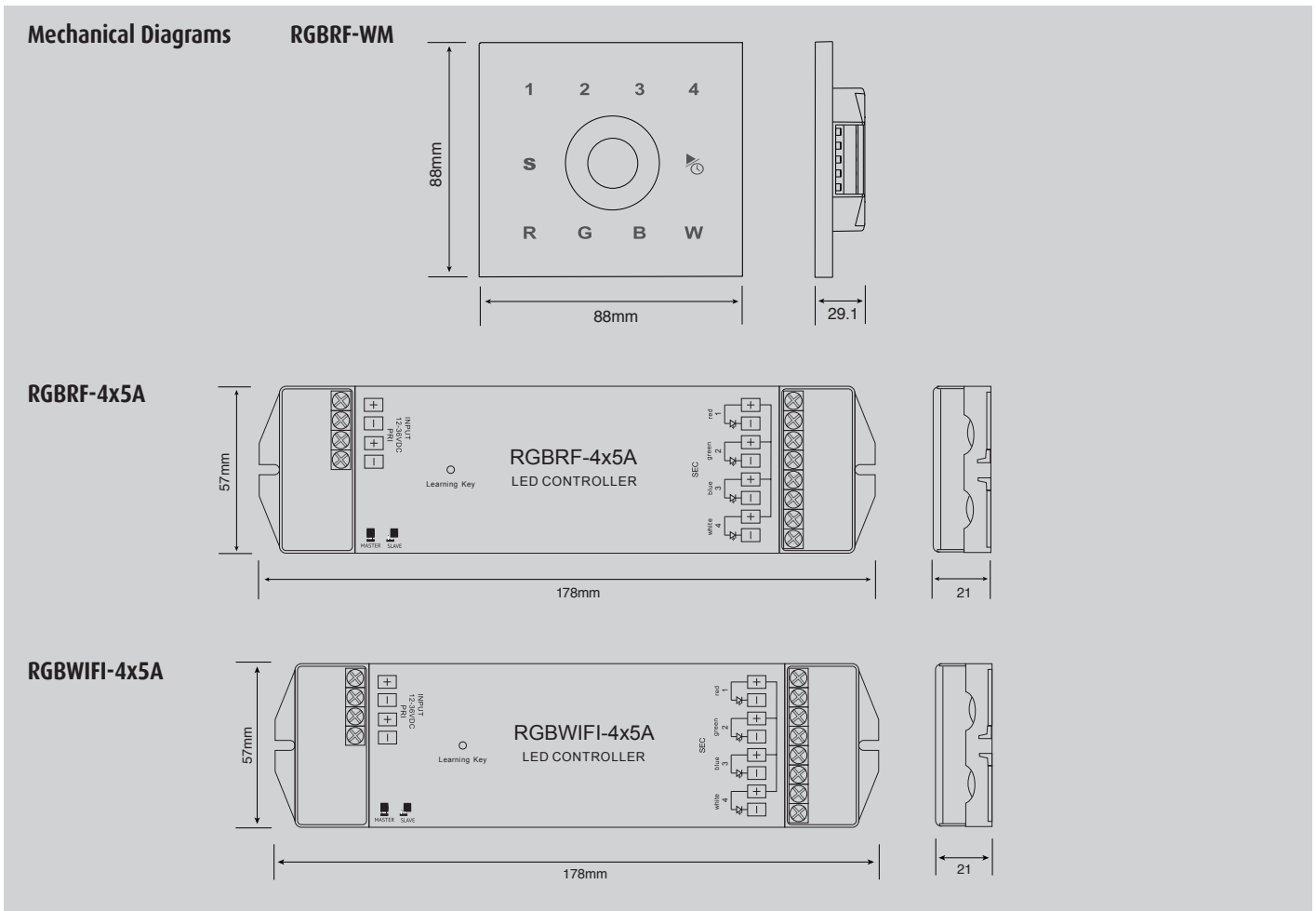
## Features

- Suitable for indoor LED lighting
- User-friendly interface, easy and simple operation
- Control up to 4 zones & set 4 scenes at each zone
- Preset 10 changing modes, with pause function
- Capable of RGB colour adjustment
- Press button RGBW controller
- Can achieve Red/Green/Blue/White colour directly
- Synchronization function of pattern changes ensure consistent change
- Enable to dim brightness of each R, G, B, W channel, in order to mix millions of colors.
- Controlled by Smartphone App
- Three-channel/ four-channel



## Specification

MODEL No.	RGBRF-WM	RGBRF-4x5A	RGBWIFI-4x5A	
<b>INPUT</b>	<b>Voltage</b>	100~240VAC	12-36Vdc	12-36Vdc
<b>OUTPUT</b>	<b>Max Load Current</b>	3/4/5x5A	3/4/5x5A	4x5A
	<b>Rated Power</b>	3/4/5x(60-180)W	3/4x(60-180)W	4x(60-180)W
	<b>Load Type</b>	~	0.04~0.1W	0.04~0.1W
	<b>Operation Frequency</b>	434MHz/888MHz	-	-
<b>PROTECTION</b>	<b>Temperature Range</b>	~	-20°C ~ +50°C	-20°C ~ +50°C
<b>ENVIRONMENTAL</b>	<b>TA</b>	~	-20°C ~ +50°C	-20°C ~ +50°C
	<b>TC</b>	~	+75°C	+75°C
<b>OTHERS</b>	<b>Remarks</b>	Touch Sensor		



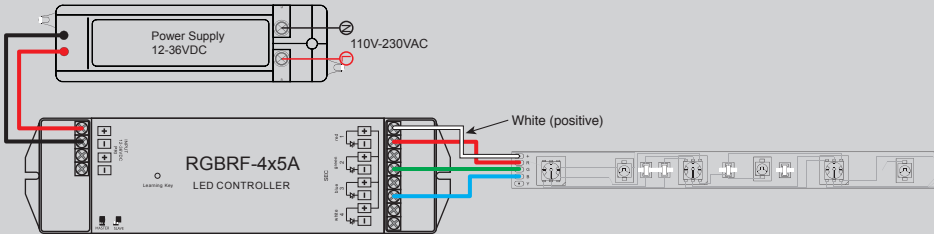
# RGBRF-WM Series

RF wireless wall mounted LED controller compatible with RGBRF-4x5A or RGBWIFI-4x5A Receiver



## Wiring Diagram

### 1) Receiver Connection Diagram for Single Unit



### 2) Receiver Connection Diagram for Multiple Units

