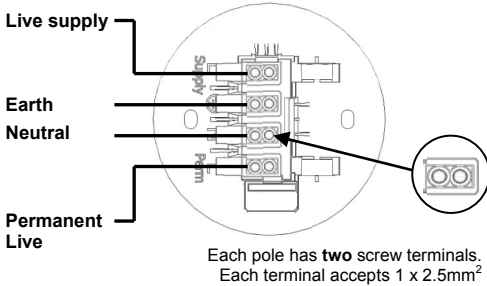


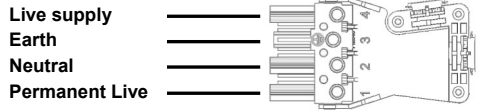
VITM-ROSE

Vitesse Modular Ceiling Rose

VITM-ROSE mains wiring

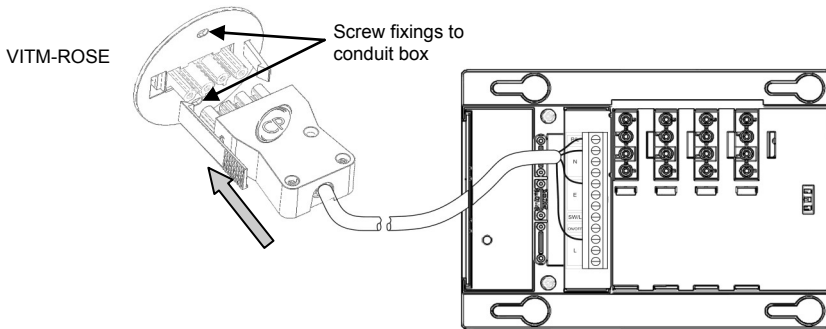


VITM-ROSE connector wiring



Conduit box to VITM4-S or VITM6-S connection

Use a VITM-ROSE when there is a need to take power from a conduit box. Plug the connector into the VITM-ROSE and wire the other end of the lead into the terminals of the VITM4-S (illustrated below) or VITM6-S. Pre-wired versions are available, VITM4-SL1 VITM6-SL1. See Product Guides for the VITM4-S and VITM6-S wiring details.



Technical data

Voltage	230VAC +/- 10%
Frequency	50Hz
Terminal capacity	2.5mm ²
Temperature	0°C to 35°C
Power	16A
Compliance	BS 5733:1995



For lighting purposes only with suitable circuit protection. For fixed wiring only.

IMPORTANT NOTICE!

This device should be installed by a qualified electrician in accordance with the latest edition of the IEE wiring regulations.



C.P. Electronics Ltd

Brent Crescent
London
NW10 7XR
United Kingdom
Tel: + 44 (0) 333 900 0671
Fax: + 44 (0) 333 900 0674
www.cpelectronics.co.uk
enquiry@cpelectronics.co.uk