

IP20 LED Batten

LED IP20 BATTEN L1200 SINGLE 4000K
0045159



Product features

- full range of LED Battens to replace traditional T8 battens (600mm, 1200mm, 1500mm and 1800mm), ease of installation, 16W, 1900 lum, 4000K, 25000h lifetime



PRODUCT OVERVIEW

IPC Code	0045159
Product name	LED IP20 BATTEN L1200 SINGLE 4000K
Technology	LED
General application	Residential & Consumer,
Certifications	EUNEW009
ETIM Class	EC000109
Fixture luminous flux (lm)	1840
Colour temperature (K)	4000
Light colour	Neutral White
CRI (Ra)	80
Photobiological Risk Group	RG0
Total power consumption (W)	16
Electrical protection	Class I
IP rating	IP20
IK rating	IK02
Product EAN number	5410288451596
Lamps	No
Included lamp	INTEGRATED LED

DATA TABLE

General data

IPC Code	0045159
Product name	LED IP20 BATTEN L1200 SINGLE 4000K
Technology	LED
General application	Residential & Consumer,
Certifications	EUNEW009
ETIM Class	EC000109

Optical data

Fixture luminous flux (lm)	1840
Colour temperature (K)	4000
Light colour	Neutral White
CRI (Ra)	80

IP20 LED Batten

LED IP20 BATTEN L1200 SINGLE 4000K

0045159

Photobiological Risk Group	RG0
----------------------------	-----

Electrical data

Total power consumption (W)	16
Mains voltage (V)	220-240V~
Electrical protection	Class I
Drive current (mA)	120
Nominal Frequency (Hz)	50/60Hz

Lifetime data

Lumen maintenance - L70 B50	25000
-----------------------------	-------

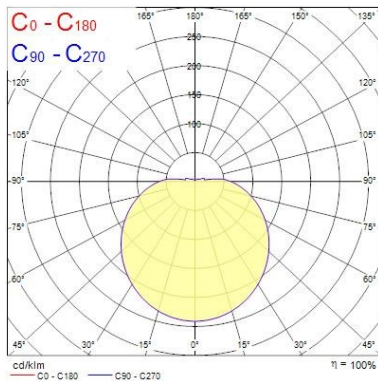
Physical data

IP rating	IP20
IK rating	IK02
Nominal Product Length (mm)	1200
Nominal Product Width (mm)	42.5
Nominal Product Height (mm)	47.5
Weight (kg)	0.48

Packaging

Single packaging type	Mix blister(20% carton, 80% pl)
Product EAN number	5410288451596
Packaging single length / height (cm)	121.0
Packaging single width (cm)	4.5
Packaging single depth (cm)	4.2
DUN14 (outer)	15410288451593
Units per outer package	30
Packaging outer length / height (cm)	122.0
Packaging outer width (cm)	34.5
Packaging outer depth (cm)	26.5

PHOTOMETRY

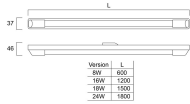


Distance [m]	Cone diameter [m]	E ₀ [lx]	E ₁ [lx]	E ₂ [lx]
0.5	2.45	1932	80	80
1.0	4.90	488	12	12
1.5	7.35	204	6	6
2.0	9.80	119	3	3
2.5	12.25	73	2	2
3.0	14.70	51	1	1


Distance [m] Cone diameter [m] Illuminance [lx]
 C0 - C180 (Half beam angle: 135.6°)


IP20 LED Batten LED IP20 BATTEN L 1200 SINGLE 4000K 0045159

TECHNICAL DRAWINGS




SYLVANIA 0045159

 This luminaire contains built in LED lamps.

 } **LED**

The lamps cannot be changed in the luminaire.

874/2012 

IP20 LED Batten

LED IP20 BATTEN L 1200 SINGLE 4000K

0045159

This luminaire contains built in LED lamps.

The lamps cannot be changed in the luminaire.

SYLVANIA 0045159 874/2012

A++
A+
A
~~B~~
~~C~~
~~D~~
~~E~~

LED