

IP20 LED Batten

LED IP20 BATTEN L1800 TWIN 4000K

0045165



Product features

- full range of LED Battens to replace traditional T8 battens (600mm, 1200mm, 1500mm and 1800mm), ease of installation, 4000K, 25000h lifetime



PRODUCT OVERVIEW

IPC Code	0045165
Product name	LED IP20 BATTEN L1800 TWIN 4000K
Technology	LED
General application	Residential & Consumer,
Certifications	EUNEW009
ETIM Class	EC000109
Fixture luminous flux (lm)	5600
Luminaire efficacy (lm/W)	117
Colour temperature (K)	4000
Light colour	Neutral White
CRI (Ra)	80
Photobiological Risk Group	0
Total power consumption (W)	48
Electrical protection	Class I
IP rating	IP20
IK rating	IK02
Product EAN number	5410288451657
Lamps	No
Included lamp	INTEGRATED LED

DATA TABLE

General data

IPC Code	0045165
Product name	LED IP20 BATTEN L1800 TWIN 4000K
Technology	LED
General application	Residential & Consumer,
Certifications	EUNEW009
ETIM Class	EC000109

Optical data

Fixture luminous flux (lm)	5600
Luminaire efficacy (lm/W)	117
Colour temperature (K)	4000

IP20 LED Batten

LED IP20 BATTEN L1800 TWIN 4000K
0045165

Light colour	Neutral White
CRI (Ra)	80
Photobiological Risk Group	0

Electrical data

Total power consumption (W)	48
Mains voltage (V)	220-240V~
Electrical protection	Class I
Drive current (mA)	115
Nominal Frequency (Hz)	50/60Hz

Lifetime data

Lumen maintenance - L70 B50	25000
-----------------------------	-------

Physical data

IP rating	IP20
IK rating	IK02
Nominal Product Length (mm)	1800
Nominal Product Width (mm)	82
Nominal Product Height (mm)	48
Weight (kg)	1.3

Packaging

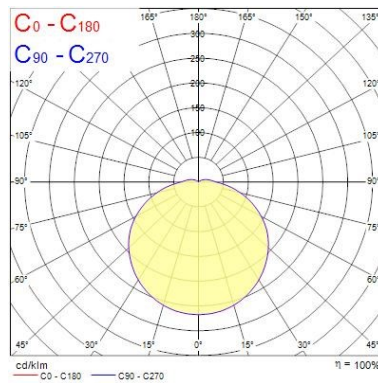
Single packaging type	Mix blister(20% carton, 80% pl)
Product EAN number	5410288451657
Packaging single length / height (cm)	181.0
Packaging single width (cm)	8.6
Packaging single depth (cm)	5.2
DUN14 (outer)	15410288451654
Units per outer package	8
Packaging outer length / height (cm)	182.5
Packaging outer width (cm)	45.5
Packaging outer depth (cm)	23.5

PHOTOMETRY

Distance [m]	Cone diameter [m]	E(0°) E(C0)	E(30°) E(C270)
0.5	2.03	9970	257
1.0	4.06	1490	84
1.5	6.10	663	29
2.0	8.13	373	16
2.5	10.16	239	10
3.0	12.19	166	7

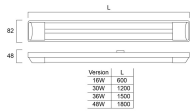
Distance [m] Cone diameter [m] Illuminance [lx]

— C0 - C180 (Half beam angle: 127.6°)





IP20 LED Batten LED IP20 BATTEN L 1800 TWIN 4000K 0045165

TECHNICAL DRAWINGS




SYLVANIA 0045165

 This luminaire contains built in LED lamps.

 } **LED**

The lamps cannot be changed in the luminaire.

874/2012 

IP20 LED Batten

LED IP20 BATTEN L 1800 TWIN 4000K

0045165

This luminaire contains built in LED lamps.

The lamps cannot be changed in the luminaire.

SYLVANIA 0045165 874/2012

A++
A+
A
~~B~~
~~C~~
~~D~~
~~E~~

LED