







LED Luminaire from Channel Safety Systems

Emergency Lighting Spacing Table

Luminaire Spacing (Centre to centre in metres) on emergency escape routes

Mounting height	Lux level directly beneath	Transverse distance to wall for level of illuminance (lux)		Transverse to transverse spacing for level of illuminance (lux)		Transverse to axial spacing for level of illuminance (lux)		Axial to axial spacing for level of illuminance (lux)		Axial distance to wall for level of illuminance (lux)		Spacing (m) in Anti - Panic Open Areas of 0.5 lux minimum (inc 0.5 border area)			
		0.2	1.0	0.2	1.0	0.2	1.0	0.2	1.0	0.2	1.0				
2.5m	2.7 lux	4.6	2.4	10.3	5.8	9.9	5.6	9.4	5.4	4.3	2.4	2.8	6.9	6.8	2.5
4m	1.0 lux	5.5	1.0	12.6	4.9	12.0	5.3	11.7	5.2	5.0	1.0	2.3	7.9	7.6	1.6

Illuminance values based on maintenance factor of 0.9

