



# A smarter space for your installation ideas

## MISTRAL41 and MISTRAL Multimedia

---

**ABB is the world's leading provider of products for electrical installation in buildings. A comprehensive domain knowledge, global experience and continuous innovation enable us to provide the very best in comfort, security, design and energy efficiency for tomorrow's smart home. Our solutions shape the buildings of the future, today.**

---

# Table of contents

## Introduction

**002–005**      **A smarter space for your  
installation ideas**

## MISTRAL41F flush-mounted

**006–007**      **Introduction**

**008–011**      **Product advantages  
and features**

**012–017**      **Order codes**

**018–019**      **Accessories**

## MISTRAL41W wall-mounted

**020–021**      **Introduction**

**022–025**      **Product advantages  
and features**

**026–033**      **Order codes**

## MISTRAL Multimedia

**034–036**      **Introduction**

**037**            **Order codes and accessories**

## Overall

**038–041**      **Terminal blocks**

**042–046**      **Technical details**

**048–049**      **Knockouts**

**050–053**      **Overall dimensions**

---

## MISTRAL41


A smarter space for your installation ideas

---

When it comes to flexibility, usability and design our MISTRAL41 consumer units can convince installers as well as end users in any kind of electrical distribution system in commercial and residential environments. With the new MISTRAL Multimedia and a variety of innovative details the MISTRAL41 series provides the very best to realize all your installation ideas efficiently – now or in the future.



- 1 x SD
- 2 x RCCB
- 1 x RCBO
- 6 x MCB
- 1 x Router
- 1 x TV splitter
- 10 x RJ45 cat. 6
- 2 x SC/APC
- 5 x RJ11




# MISTRAL41 and MISTRAL Multimedia

## Sustainability, flexibility and design

Innovating today does not just mean looking for functional and technologically advanced solutions. For ABB, being innovative means embracing a longer-term perspective by using eco-compatible materials for our products which respect the environment even at the end of their life cycle. For this reason, 100% recyclable halogen-free thermoplastics (for GWT650 versions) have been used for the consumer units. Their environmental compatibility has been evaluated using the Life Cycle Assessment (LCA) method, an objective tool for assessing energy and environmental impact which analyses the energy and materials used and the emissions released during production.



(for GWT650 versions)





Everything about the MISTRAL series has been designed to make installation easier, allowing you to set up high-quality consumer units that look great anywhere.

#### Smarter multimedia space

The MISTRAL consumer units can now also integrate all your multimedia equipment, ranging from internet routers to switch panels, antenna and voice splitters and socket outlets. MISTRAL multimedia is available for both flush and hollow-wall installation and comes with a variety of accessories.

#### Elegant design features

The range of design features includes transparent or opaque doors that open up to 180° enabling full access to the interior of the units. Perfect symmetry also means you can rotate either the front panel or the entire unit to let the door open from the right or the left.

#### Fast and easy installation

Ample internal space makes cabling fast and easy, and also enables you to anchor cable ties to special eyeholes in the frame. Various snap-on terminal blocks in two different colours can be installed in both the upper and lower part of the units, offering you even more flexibility. The MISTRAL41 series is also fully compatible with a unified range of accessories for a wide variety of applications.

## MISTRAL41F

# Always a perfect solution for every wall

Our MISTRAL41F series of consumer units gives you the freedom and flexibility to install any type of electrical distribution system in residential buildings. Choose from a brick wall or hollow wall version to meet your individual needs. These IP41-rated units have been designed from scratch to enhance the unique features you expect from ABB in terms of versatility, efficiency and safety. The MISTRAL41F series is one of the widest ranges on the market, so there always is a solution to fit your requirements. The units come in various sizes with three cable entry options and space for up to 72 modules. Everything about the MISTRAL41F series has been designed to make installation easier, allowing you to set up high-quality consumer units you can be proud of.





Reliable technology combined with a modern decorative look in a compact, elegant design.



Door opens up to 180° allowing full access to the interior of the unit.

The symmetrical design allows opening of the reversible door either from the left or from the right.

Door available in two versions: petrol blue and opaque.

Multimedia version for integration of internet routers, antenna or voice splitters.

In the flush-mounted version the depth of the base box ensures a perfect balance between internal space and the possibility of installation in thin walls.

---

# Endless installation possibilities


## Horizontal coupling

The consumer units can be coupled side by side with the horizontal junction unit accessory, protecting the passage of cables between adjacent units.




## Mortar guard

All versions include a mortar guard that prevents mortar sprays inside the consumer unit.



## Dual-function accessory

A single accessory performs a dual function. It can be used to fix pipes to the unit's housing or to vertically couple two consumer units.




## Internal partition

The horizontal partition allows the interior of the unit to be divided into two parts.



### Flanges

The flange with multi pre-cuts is designed to be sheared only where necessary in order to ensure a more secure fastening. The removable flange with knockout holes ensure a reliable and safe placing of flexible pipes and other conduits, especially in plasterboard installation.




### Two DIN rail positions

The extractable frame offers two DIN rail positions so devices of different depths, like S200 or S800 miniature circuit breakers, can be installed in perfect alignment.



### Captive screw covers

Screw covers are hooked to the front panel so they can be removed without the risk of losing them.




### DIN rail terminals

It is possible to install an extra DIN rail at the bottom of the consumer unit.

# A versatile range suitable for every application

The simple construction of the MISTRAL41F series makes the units fast and easy to assemble. What is more, the flexible design allows easy adaptation to various application requirements.




1. Base for wall mounting
2. Reversible cover
3. a) Transparent door  
b) Opaque door, RAL9016
4. DIN rail
5. Cable entry flanges
6. Terminal carrier
7. Quick coupling terminal blocks
8. Module cover
9. Finish or closure element  
(optional lock)



### Horizontal levelling

The external adjustments of the front cover assure a perfect horizontal levelling even if the consumer unit is slightly crooked.




### 3 different terminal systems available

The MISTRAL range of consumer units is supplied with a wide range of terminal systems: Terminal bars with screws and the two versions of terminal blocks offering screw or screwless couplings.



### Hollow wall mounting

For the hollow wall mounting our consumer units provide a special enclosure and hollow mounting screws.










### Fast and tidy cabling

Both versions of terminal blocks can be installed on the terminal carriers on the upper and lower part of the unit. They are available in the colors green and blue.





## MISTRAL41F

Order codes | Flush-mounted – Brick wall

### MISTRAL41F – Order codes 650

MISTRAL41F – 1 row	Description	N° of modules [18 mm]	GWT	Dimensions W x H x D [mm]		Order code	Type code	Packaging
	Consumer units MISTRAL41F flush opaque door 4M	4	650	152 x 202 x 105		1SLM004100A1100	41A04X11	1/24
	Consumer units MISTRAL41F flush transparent door 4M	4	650	152 x 202 x 105		1SLM004100A1200	41A04X12	1/24
	Front MISTRAL41F flush transparent door 4M	4	650	152 x 202 x 25		1SLM004100A1600	41F04X12	1/24
	Flush-mounting box 650 MISTRAL41F 4M	4	650	129 x 182 x 80		1SLM004100A1700	41S04X1	1/24
	Consumer units MISTRAL41F flush opaque door 6M	6	650	192 x 202 x 105		1SLM004100A1101	41A06X11	1/18
	Consumer units MISTRAL41F flush transparent door 6M	6	650	192 x 202 x 105		1SLM004100A1201	41A06X12	1/18
	Front MISTRAL41F flush transparent door 6M	6	650	192 x 202 x 25		1SLM004100A1601	41F06X12	1/18
	Flush-mounting box 650 MISTRAL41F 6M	6	650	149 x 182 x 80		1SLM004100A1701	41S06X1	1/18
	Consumer units MISTRAL41F flush opaque door 8M	8	650	232 x 250 x 108		1SLM004100A1102	41A08X11	1/12
	Consumer units MISTRAL41F flush transparent door 8M	8	650	232 x 250 x 108		1SLM004100A1202	41A08X12	1/12
	Front MISTRAL41F flush opaque door 8M	8	650	232 x 250 x 28		1SLM004100A1502	41F08x11	1/12
	Front MISTRAL41F flush transparent door 8M	8	650	232 x 250 x 28		1SLM004100A1602	41F08X12	1/12
	Flush-mounting box 650 MISTRAL41F 8M	8	650	206 x 230 x 80		1SLM004100A1702	41S08X1	1/12
	Consumer units MISTRAL41F flush opaque door 12M	12	650	320 x 250 x 108		1SLM004100A1103	41A12X11	1/9
	Consumer units MISTRAL41F flush transparent door 12M	12	650	320 x 250 x 108		1SLM004100A1203	41A12X12	1/9
	Front MISTRAL41F flush opaque door 12M	12	650	320 x 250 x 28		1SLM004100A1503	41F12x11	1/9
	Front MISTRAL41F flush transparent door 12M	12	650	320 x 250 x 28		1SLM004100A1603	41F12X12	1/9
	Flush-mounting box 650 MISTRAL41F 12M	12	650	294 x 230 x 80		1SLM004100A1703	41S12X1	1/9
	Consumer units MISTRAL41F flush opaque door 18M	18	650	430 x 250 x 108		1SLM004100A1104	41A18X11	1/6
	Consumer units MISTRAL41F flush transparent door 18M	18	650	430 x 250 x 108		1SLM004100A1204	41A18X12	1/6
	Front MISTRAL41F flush transparent door 18M	18	650	430 x 250 x 28		1SLM004100A1604	41F18X12	1/6
	Flush-mounting box 650 MISTRAL41F 18M	18	650	404 x 230 x 80		1SLM004100A1704	41S18X1	1/6
MISTRAL41F – 2 rows	Description	N° of modules [18 mm]	GWT	Dimensions W x H x D [mm]		Order code	Type code	Packaging
	Consumer units MISTRAL41F flush opaque door 24M	24	650	320 x 435 x 108		1SLM004100A1105	41A12X21	1/5
	Consumer units MISTRAL41F flush transparent door 24M	24	650	320 x 435 x 108		1SLM004100A1205	41A12X22	1/5
	Front MISTRAL41F flush opaque door 24M	24	650	320 x 435 x 28		1SLM004100A1505	41F12x21	1/5
	Front MISTRAL41F flush transparent door 24M	24	650	320 x 435 x 28		1SLM004100A1605	41F12X22	1/5
	Flush-mounting box 650 MISTRAL41F 24M	24	650	294 x 415 x 80		1SLM004100A1705	41S12X2	1/5
	Consumer units MISTRAL41F flush opaque door 36M 2F	36	650	430 x 435 x 108		1SLM004100A1106	41A18X21	1/3
	Consumer units MISTRAL41F flush transparent door 36M 2F	36	650	430 x 435 x 108		1SLM004100A1206	41A18X22	1/3

**MISTRAL41F – Order codes 650**

MISTRAL41F – 3 rows	Description	N° of modules [18 mm]	GWT	Dimensions W x H x D		Order code	Type code	Packaging
				[mm]	[mm]			
	Consumer units MISTRAL41F flush opaque door 36M 3F	36	650	320 x 600 x 108		1SLM004100A1107	41A12X31	1/4
	Consumer units MISTRAL41F flush transparent door 36M 3F	36	650	320 x 600 x 108		1SLM004100A1207	41A12X32	1/4
	Front MISTRAL41F flush opaque door 36M 3F	36	650	320 x 600 x 28		1SLM004100A1507	41F12x31	1/4
	Front MISTRAL41F flush transparent door 36M3F	36	650	320 x 600 x 28		1SLM004100A1607	41F12x32	1/4
	Flush-mounting box 650 MISTRAL41 36M 3F	36	650	294 x 580 x 80		1SLM004100A1707	41S12x31	1/4
	Consumer units MISTRAL41F flush opaque door 54M	54	650	430 x 600 x 128		1SLM004100A1109	41A18X31	1/1
	Consumer units MISTRAL41F flush transparent door 54M	54	650	430 x 600 x 128		1SLM004100A1209	41A18X32	1/1
MISTRAL41F – 4 rows	Description	N° of modules [18 mm]	GWT	Dimensions W x H x D		Order code	Type code	Packaging
	Consumer units MISTRAL41F flush opaque door 48M	48	650	320 x 735 x 108		1SLM004100A1108	41A12X41	1/1
	Consumer units MISTRAL41F flush transparent door 48M	48	650	320 x 735 x 108		1SLM004100A1208	41A12X42	1/1
	Consumer units MISTRAL41F flush opaque door 72M	72	650	430 x 735 x 128		1SLM004100A1110	41A18X41	1/1
	Consumer units MISTRAL41F flush transparent door 72M	72	650	430 x 735 x 128		1SLM004100A1210	41A18X42	1/1




Please find a wide range of suitable accessories on page 18–19

All units on this page will be delivered without connection terminals

## MISTRAL41F





Order codes | Flush-mounted – Hollow wall

### MISTRAL41F – Order codes 850

MISTRAL41F – 1 row	Description	N° of modules [18 mm]	GWT	Dimensions W x H x D [mm]	Order code	Type code	Packaging
	Consumer units MISTRAL41F flush 850 opaque door 4M	4	850	152 x 202 x 105	1SLM004100A1300	41C04X11	1/24
	Consumer units MISTRAL41F flush 850 transparent door 4M	4	850	152 x 202 x 105	1SLM004100A1400	41C04X12	1/24
	Consumer units MISTRAL41F flush 850 opaque door 6M	6	850	192 x 202 x 105	1SLM004100A1301	41C06X11	1/18
	Consumer units MISTRAL41F flush 850 transparent door 6M	6	850	192 x 202 x 105	1SLM004100A1401	41C06X12	1/18
	Consumer units MISTRAL41F flush 850 opaque door 8M	8	850	232 x 250 x 108	1SLM004100A1302	41C08X11	1/12
	Consumer units MISTRAL41F flush 850 transparent door 8M	8	850	232 x 250 x 108	1SLM004100A1402	41C08X12	1/12
	Consumer units MISTRAL41F flush 850 opaque door 12M	12	850	320 x 250 x 108	1SLM004100A1303	41C12X11	1/9
	Consumer units MISTRAL41F flush 850 transparent door 12M	12	850	320 x 250 x 108	1SLM004100A1403	41C12X12	1/9
	Consumer units MISTRAL41F flush 850 opaque door 18M	18	850	430 x 250 x 108	1SLM004100A1304	41C18X11	1/6
	Consumer units MISTRAL41F flush 850 transparent door 18M	18	850	430 x 250 x 108	1SLM004100A1404	41C18X12	1/6
MISTRAL41F – 2 rows	Description	N° of modules [18 mm]	GWT	Dimensions W x H x D [mm]	Order code	Type code	Packaging
	Consumer units MISTRAL41F flush 850 opaque door 24M	24	850	320 x 435 x 108	1SLM004100A1305	41C12X21	1/5
	Consumer units MISTRAL41F flush 850 transparent door 24M	24	850	320 x 435 x 108	1SLM004100A1405	41C12X22	1/5
	Consumer units MISTRAL41F flush 850 opaque door 36M 2F	36	850	430 x 435 x 108	1SLM004100A1306	41C18X21	1/3
	Consumer units MISTRAL41F flush 850 transparent door 36M 2F	36	850	430 x 435 x 108	1SLM004100A1406	41C18X22	1/3



**MISTRAL41F – Order codes 850**

MISTRAL41F – 3 rows	Description	N° of modules		Dimensions		Order code	Type code	Packaging
		[18 mm]	GWT	W x H x D [mm]				
	Consumer units MISTRAL41F flush 850 opaque door 36M 3F	36	850	320 x 600 x 108		1SLM004100A1307	41C12X31	1/4
	Consumer units MISTRAL41F flush 850 transparent door 36M 3F	36	850	320 x 600 x 108		1SLM004100A1407	41C12X32	1/4
	Consumer units MISTRAL41F flush 850 opaque door 54M	54	850	430 x 600 x 128		1SLM004100A1309	41C18X31	1/1
	Consumer units MISTRAL41F flush 850 transparent door 54M	54	850	430 x 600 x 128		1SLM004100A1409	41C18X32	1/1
MISTRAL41F – 4 rows	Description	N° of modules		Dimensions		Order code	Type code	Packaging
		[18 mm]	GWT	W x H x D [mm]				
	Consumer units MISTRAL41F flush 850 opaque door 48M	48	850	320 x 735 x 108		1SLM004100A1308	41C12X41	1/1
	Consumer units MISTRAL41F flush 850 transparent door 48M	48	850	320 x 735 x 108		1SLM004100A1408	41C12X42	1/1
	Consumer units MISTRAL41F flush 850 opaque door 72M	72	850	430 x 735 x 128		1SLM004100A1310	41C18X41	1/1
	Consumer units MISTRAL41F flush 850 transparent door 72M	72	850	430 x 735 x 128		1SLM004100A1410	41C18X42	1/1

Please find a wide range of suitable accessories on page 18 – 19

All units on this page will be delivered without connection terminals


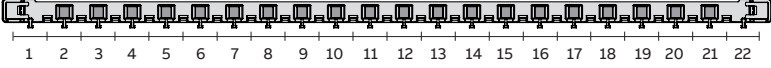
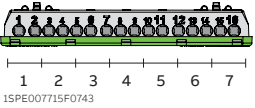

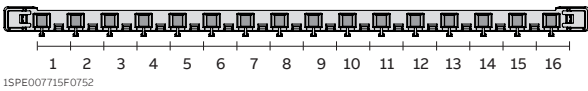
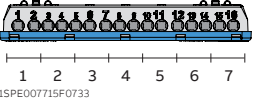


# MISTRAL41F

Order codes with terminals | Flush-mounted – Brick wall

## MISTRAL41F – Order codes 650

MISTRAL41F	Description	N° of modules [18 mm]	GWT	Dimensions W x H x D [mm]	Order code	Type code	Packaging
	MISTRAL41F flush opaque door 8M 12SM	8	650	232 x 250 x 108	1SLM004102A1102	41A08X11A	1/12
	MISTRAL41F flush transparent door 8M 12SM	8	650	232 x 250 x 108	1SLM004101A1202	41A08X12A	1/12
							
	1SPE007715F0751						
	1SPE007715F0731						
	1SPE007715F0741						
	MISTRAL41F flush opaque door 12M 12SM	12	650	320 x 250 x 108	1SLM004102A1103	41A12X11A	1/9
	MISTRAL41F flush transparent door 12M 12SM	12	650	320 x 250 x 108	1SLM004101A1203	41A12X12A	1/9
							
	1SPE007715F0752						
	1SPE007715F0731						
	1SPE007715F0741						
	MISTRAL41F flush opaque door 18M 22SM	18	650	430 x 250 x 108	1SLM004102A1104	41A18X11A	1/6
	MISTRAL41F flush transparent door 18M 22SM	18	650	430 x 250 x 108	1SLM004101A1204	41A18X12A	1/6
							
	1SPE007715F0753						
	1SPE007715F0732						
	1SPE007715F0742						
	MISTRAL41F flush opaque door 24M 32SM	24	650	320 x 435 x 108	1SLM004102A1105	41A12X21A	1/5
	MISTRAL41F flush transparent door 24M 32SM	24	650	320 x 435 x 108	1SLM004101A1205	41A12X22A	1/5
							
	1SPE007715F0752						
	1SPE007715F0733						
	1SPE007715F0743						
	MISTRAL41F flush opaque door 36M 2F 42SM	36	650	430 x 435 x 108	1SLM004102A1106	41A18X21A	1/3
	MISTRAL41F flush transparent door 36M 2F 42SM	36	650	430 x 435 x 108	1SLM004101A1206	41A18X22A	1/3
							
	1SPE007715F0753						
	1SPE007715F0734						
	1SPE007715F0744						
	MISTRAL41F flush opaque door 36M 3F 44SM	36	650	320 x 600 x 108	1SLM004102A1107	41A12X31A	1/4
	MISTRAL41F flush transparent door 36M 3F 44SM	36	650	320 x 600 x 108	1SLM004101A1207	41A12X32A	1/4
							
	1SPE007715F0752						
	1SPE007715F0732						
	1SPE007715F0742						
	1SPE007715F0732						
	1SPE007715F0742						


**MISTRAL41F – Order codes 650**


MISTRAL41F	Description	N° of modules [18 mm]	GWT	Dimensions W x H x D [mm]	Order code	Type code	Packaging
	MISTRAL41F flush opaque door 54M 64SM	54	650	430 x 600 x 128	1SLM004102A1109	41A18X31A	1/1
	MISTRAL41F flush transparent door 54M 64SM	54	650	430 x 600 x 128	1SLM004101A1209	41A18X32A	1/1
							
	MISTRAL41F flush opaque door 48M 64SM	48	650	320 x 735 x 108	1SLM004102A1108	41A12X41A	1/1
	MISTRAL41F flush transparent door 48M 64SM	48	650	320 x 735 x 108	1SLM004101A1208	41A12X42A	1/1
							
	MISTRAL41F flush opaque door 72M 84SM	72	650	430 x 735 x 128	1SLM004102A1110	41A18X41A	1/1
	MISTRAL41F flush transparent door 72M 84SM	72	650	430 x 735 x 128	1SLM004101A1210	41A18X42A	1/1
							

## MISTRAL41F









### Order codes accessories

#### MISTRAL41F – Accessories doors

Opaque door	Description	N° of modules		Type code	Packaging
		[18 mm]	Order code		
	Opaque door 4M MISTRAL41F	4	1SLM004100A1900	41Z83	1/20
	Opaque door 6M MISTRAL41F	6	1SLM004100A1916	41Z84	1/20
	Opaque door 8M MISTRAL41F	8	1SLM004100A1902	41Z85	1/10
	Opaque door 12M MISTRAL41F	12	1SLM004100A1904	41Z86	1/20
	Opaque door 18M MISTRAL41F	18	1SLM004100A1906	41Z87	1/20
	Opaque door 24M / 48M MISTRAL41F	24	1SLM004100A1908	41Z88	1/15
	Opaque door 36M MISTRAL41F	36	1SLM004100A1910	41Z89	1/10
	Opaque door 36M / 72M MISTRAL41F	36	1SLM004100A1912	41Z90	1/10
	Opaque door 54M MISTRAL41F	54	1SLM004100A1914	41Z91	1/5

Transparent door	Description	N° of modules		Type code	Packaging
		[18 mm]	Order code		
	Transparent door 4M MISTRAL41F	4	1SLM004100A1901	41Z92	1/20
	Transparent door 6M MISTRAL41F	6	1SLM004100A1917	41Z93	1/20
	Transparent door 8M MISTRAL41F	8	1SLM004100A1903	41Z94	1/10
	Transparent door 12M MISTRAL41F	12	1SLM004100A1905	41Z95	1/20
	Transparent door 18M MISTRAL41F	18	1SLM004100A1907	41Z96	1/20
	Transparent door 24M / 48M MISTRAL41F	24	1SLM004100A1909	41Z97	1/15
	Transparent door 36M MISTRAL41F	36	1SLM004100A1911	41Z98	1/10
	Transparent door 36M / 72M MISTRAL41F	36	1SLM004100A1913	41Z99	1/10
	Transparent door 54M MISTRAL41F	54	1SLM004100A1915	41Z100	1/5

## MISTRAL41F – Other accessories

Other accessories	Description	N° of modules [18 mm]	Order code	Type code	Packaging
	Horizontal partition 12M MISTRAL41F	12	1SLM004100A1920	41Z01	1/100
	Horizontal partition 18M MISTRAL41F	18	1SLM004100A1921	41Z02	1/100
	Vertical coupling / tubes holder 12M	12	1SLM004100A1922	41Z03	1/20
	Vertical coupling / tubes holder 18M	18	1SLM004100A1923	41Z04	1/15
	Module cover 12M RAL9016	12	1SPE007715F5650	41Z05	5/180
	Lock with key MISTRAL41 F		1SLM004100A1931	41Z06	20/300
	Central blind panel 12M MISTRAL41F	12	1SLM004100A1945	41Z07	1/20
	Blind panel 12M MISTRAL41F	12	1SLM004100A1946	41Z08	1/20
	Central blind panel 18M MISTRAL41F	18	1SLM004100A1947	41Z09	1/30
	Blind panel 18M MISTRAL41F	18	1SLM004100A1948	41Z10	1/30
	Horizontal junction unit		1SLM004100A1949	41Z11	1/50
	Wires holder comb	12	1SLM004100A1942	41Z12	1/30
	Spirit level		1SLM004100A1943	41Z13	1/30

# MISTRAL41W

## Wall-mounted series

The MISTRAL41W series of consumer units gives installers the freedom and flexibility to implement any type of electrical distribution system in residential buildings. This wide range of wall-mounted, IP41-rated units has been designed from scratch to enhance the unique features that make ABB the leading industry standard.

The units are fast and easy to install and look great anywhere thanks to their elegant design. Furthermore, ample internal space, a choice of doors and a unified range of accessories offer endless possibilities to create high-quality work installers can be proud of.



Fast and easy to be installed.  
Design and simplicity  
"all in one".



**Multimedia version for integration of internet routers, antenna or voice splitters.**

**Door available in two versions: petrol blue and opaque. Units without doors are also available.**

**Door opens up to 180° allowing full access to the interior of the unit.**

**Concealed rear mounts for secure wall installation.**

**The symmetrical design allows opening of the reversible door either from the left or from the right.**

# Endless installation possibilities

## Invisible cable entry and exit

Pre-cut knockout slots allow cable entry and exit from the top and bottom. When not used, the slots remain invisible on the outside maintaining the consumer unit's sleek look and feel.




## More than enough internal space

Lots of internal space makes cabling even easier. Cable clips and holes allow wires to be fastened to the frame with simple cable ties.



## Easy installation of extra modules

An extra module can be added by removing two pre-cut elements. This offers a quick and easy solution when unexpected additional installation is required.




## Terminal blocks – screwless version

Time-saving installation thanks to the snap-on system of the screwless terminal blocks which can simply be plugged into the terminal carriers.




### Double insulation protection

The unit housing and all accessories have been designed and developed to ensure Class II double insulation protection.



### Multi-row units

Multi-row units are available with a standard distance of 125 mm between DIN rails.



### Terminal blocks – screw version

Within the flexible modular concept the new terminal blocks both screw and screwless versions ensure easy and effective cabling up to 63A or 100A.

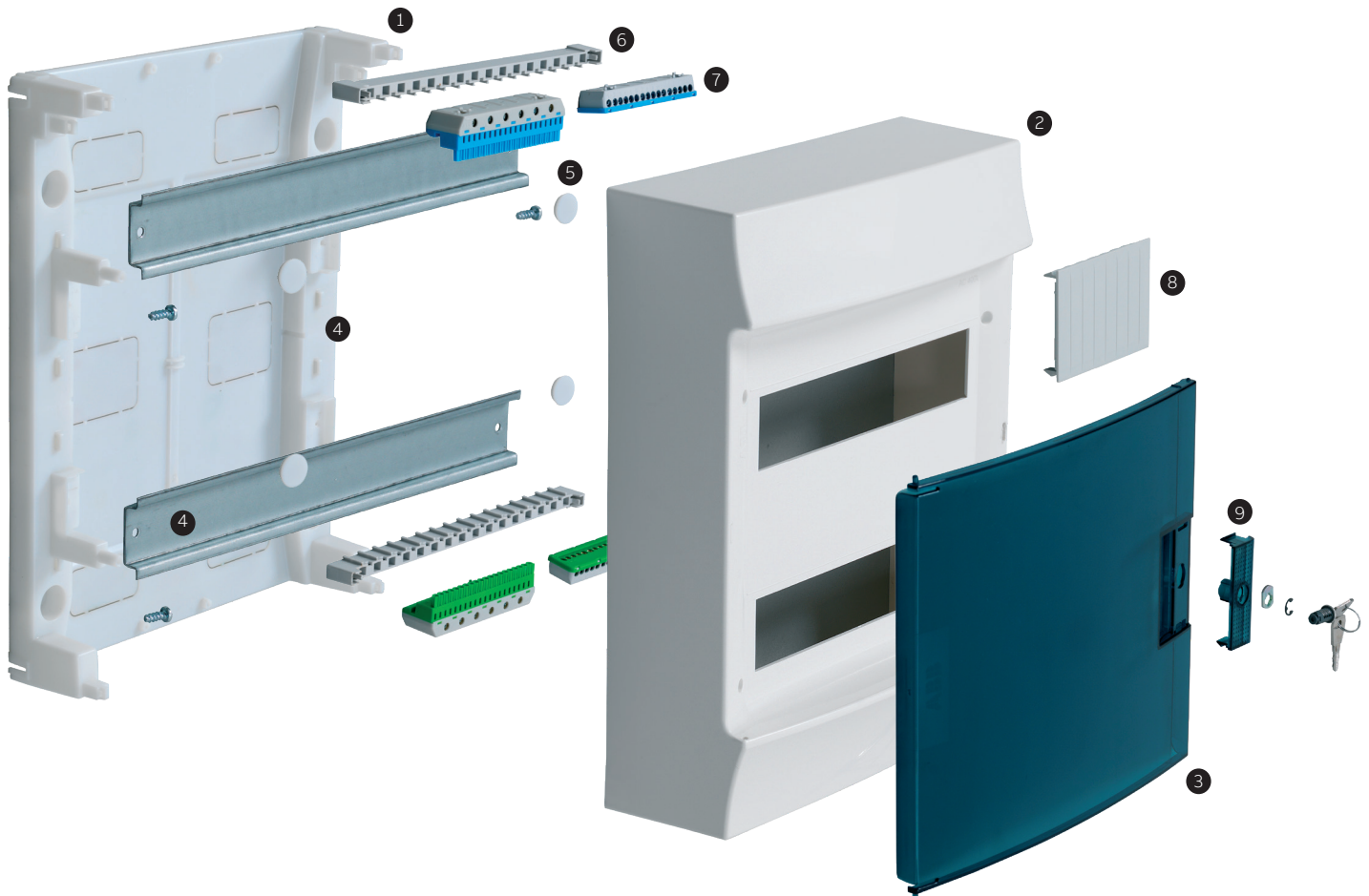


### Optional door lock


The standard door with ergonomic handle is available with a lock for additional security.

# A versatile range suitable for every application

The simple construction of the MISTRAL41W series makes the units fast and easy to assemble. Furthermore, they can be easily adapted to various application requirements thanks to their flexible design.




1. Base for wall mounting
2. Reversible cover
3. Transparent door
4. DIN rail
5. Plugs, protection class II
6. Terminal carrier
7. Quick coupling terminal blocks
8. Module cover
9. Finish or closure element (optional lock)



### A unified range of products

The MISTRAL41W series is compatible with a unified range of ABB products. As a result, terminal blocks, circuit breakers, switches, surge protective devices and many other components can all be installed in the units for a wide variety of applications.



### 3 different terminal systems available

Choose from a range of terminal bars or two versions of terminal blocks for precise configurations responding to individual requirements thanks to the flexible modular concept.








You can find all additional information, technical details and service offers on the ABB website whenever you need them. If you miss some information or need additional support you can also contact your local ABB retailer or ABB sales representative. They would be happy to assist you.







## MISTRAL41W

Order codes wall-mounted

### MISTRAL41W – Order codes 650

MISTRAL41W – 1 row	Description	N° of modules [18 mm]	GWT	Dimensions W x H x D [mm]	Order code	Type code	Packaging
	Consumer units MISTRAL41W wall without door 2M	2	650	68 x 210 x 93	1SPE007717F0100	41P02X10	1/36
	Consumer units MISTRAL41W wall without door 4M	4	650	96 x 210 x 93	1SPE007717F0200	41P04X10	1/24
	Consumer units MISTRAL41W wall opaque door 4M	4	650	96 x 210 x 93	1SPE007717F0210	41P04X11	1/24
	Consumer units MISTRAL41W wall transparent door 4M	4	650	96 x 210 x 93	1SPE007717F0220	41P04X12	1/24
	Consumer units MISTRAL41W wall without door 8M	8	650	202 x 257 x 120	1SPE007717F0300	41P08X10	1/7
	Consumer units MISTRAL41W wall opaque door 8M	8	650	202 x 257 x 120	1SPE007717F0310	41P08X11	1/7
	Consumer units MISTRAL41W wall transparent door 8M	8	650	202 x 257 x 120	1SPE007717F0320	41P08X12	1/7
	Consumer units MISTRAL41W wall without door 12M	12	650	292 x 257 x 120	1SPE007717F0400	41P12X10	1/5
	Consumer units MISTRAL41W wall opaque door 12M	12	650	292 x 257 x 120	1SPE007717F0410	41P12X11	1/5
	Consumer units MISTRAL41W wall transparent door 12M	12	650	292 x 257 x 120	1SPE007717F0420	41P12X12	1/5
	Consumer units MISTRAL41W wall without door 18M	18	650	382 x 257 x 120	1SPE007717F0800	41P18X10	1/3
	Consumer units MISTRAL41W wall opaque door 18M	18	650	382 x 257 x 120	1SPE007717F0810	41P18X11	1/3
	Consumer units MISTRAL41W wall transparent door 18M	18	650	382 x 257 x 120	1SPE007717F0820	41P18X12	1/3
MISTRAL41W – 2 rows	Description	N° of modules [18 mm]	GWT	Dimensions W x H x D [mm]	Order code	Type code	Packaging
	Consumer units MISTRAL41W wall without door 24M	24	650	292 x 382 x 120	1SPE007717F0500	41P12X20	1/2
	Consumer units MISTRAL41W wall opaque door 24M	24	650	292 x 382 x 120	1SPE007717F0510	41P12X21	1/2
	Consumer units MISTRAL41W wall transparent door 24M	24	650	292 x 382 x 120	1SPE007717F0520	41P12X22	1/2
	Consumer units MISTRAL41W wall without door 36M 2F	36	650	382 x 382 x 120	1SPE007717F0900	41P18X20	1/2
	Consumer units MISTRAL41W wall opaque door 36M 2F	36	650	382 x 382 x 120	1SPE007717F0910	41P18X21	1/2
	Consumer units MISTRAL41W wall transparent door 36M 2F	36	650	382 x 382 x 120	1SPE007717F0920	41P18X22	1/2

**MISTRAL41W – Order codes 650**

MISTRAL41W – 3 rows	Description	N° of modules [18 mm]	GWT	Dimensions W x H x D [mm]	Order code	Type code	Packaging
	Consumer units MISTRAL41W wall without door 36M 3F	36	650	292 x 507 x 120	1SPE007717F0600	41P12X30	1/2
	Consumer units MISTRAL41W wall opaque door 36M 3F	36	650	292 x 507 x 120	1SPE007717F0610	41P12X31	1/2
	Consumer units MISTRAL41W wall transparent door 36M 3F	36	650	292 x 507 x 120	1SPE007717F0620	41P12X32	1/2
	Consumer units MISTRAL41W wall without door 54M	54	650	382 x 507 x 120	1SPE007717F1000	41P18X30	1/2
	Consumer units MISTRAL41W wall opaque door 54M	54	650	382 x 507 x 120	1SPE007717F1010	41P18X31	1/2
	Consumer units MISTRAL41W wall transparent door 54M	54	650	382 x 507 x 120	1SPE007717F1020	41P18X32	1/2
	Consumer units MISTRAL41W wall without door 48M	48	650	292 x 656 x 120	1SPE007717F0700	41P12X40	1/1
	Consumer units MISTRAL41W wall opaque door 48M	48	650	292 x 656 x 120	1SPE007717F0710	41P12X41	1/1
	Consumer units MISTRAL41W wall transparent door 48M	48	650	292 x 656 x 120	1SPE007717F0720	41P12X42	1/1
	Consumer units MISTRAL41W wall without door 72M	72	650	382 x 656 x 120	1SPE007717F1100	41P18X40	1/1
	Consumer units MISTRAL41W wall opaque door 72M	72	650	382 x 656 x 120	1SPE007717F1110	41P18X41	1/1
	Consumer units MISTRAL41W wall transparent door 72M	72	650	382 x 656 x 120	1SPE007717F1120	41P18X42	1/1








Please find a wide range of suitable accessories on page 32 – 33

All units on this page will be delivered without connection terminals

## MISTRAL41W





Order codes wall-mounted

### MISTRAL41W – Order codes 750

MISTRAL41W – 1 row	Description	N° of modules		Dimensions		Order code	Type code	Packaging
		[18 mm]	GWT	W x H x D [mm]				
	Consumer units MISTRAL41W wall without door* 2M	2	750	68 x 210 x 93		1SPE007717F1500	41P02X100750	1/36
	Consumer units MISTRAL41W wall without door* 4M	4	750	96 x 210 x 93		1SPE007717F1600	41P04X100750	1/24
	Consumer units MISTRAL41W wall without door* 8M	8	750	202 x 257 x 120		1SPE007717F1700	41P08X100750	1/7
	Consumer units MISTRAL41W wall without door* 12M	12	750	292 x 257 x 120		1SPE007717F1800	41P12X100750	1/5
	Consumer units MISTRAL41W wall without door* 18M	18	750	382 x 257 x 120		1SPE007717F2200	41P12X200750	1/3
MISTRAL41W – 2 rows		N° of modules		Dimensions		Order code	Type code	Packaging
Description		[18 mm]	GWT	W x H x D [mm]				
	Consumer units MISTRAL41W wall without door* 24M	24	750	292 x 382 x 120		1SPE007717F1900	41P12X300750	1/2
	Consumer units MISTRAL41W wall without door* 36M 2F	36	750	382 x 382 x 120		1SPE007717F2300	41P12X400750	1/2

\* Doors can be ordered separately (see page 32)

**MISTRAL41W – Order codes 750**

MISTRAL41W – 3 rows		N° of modules [18 mm]	GWT	Dimensions W x H x D [mm]	Order code	Type code	Packaging
	Consumer units MISTRAL41W wall without door* 36M 3F	36	750	292 x 507 x 120	1SPE007717F2000	41P18X100750	1/2
	Consumer units MISTRAL41W wall without door* 54M	54	750	382 x 507 x 120	1SPE007717F2400	41P18X300750	1/2
MISTRAL41W – 4 rows		N° of modules [18 mm]	GWT	Dimensions W x H x D [mm]	Order code	Type code	Packaging
	Consumer units MISTRAL41W wall without door* 48M	48	750	292 x 656 x 120	1SPE007717F2100	41P18X200750	1/1
	Consumer units MISTRAL41W wall without door* 72M	72	750	382 x 656 x 120	1SPE007717F2500	41P18X400750	1/1

\* Doors can be ordered separately (see page 32)


Please find a wide range of suitable accessories on page 32 – 33

All units on this page will be delivered without connection terminals

# MISTRAL41W


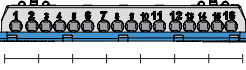

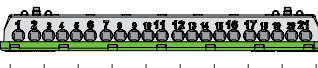
Order codes with terminals

## MISTRAL41W – Order codes 650

MISTRAL41W	Description	N° of modules [18 mm]	GWT	Dimensions W x H x D [mm]	Order code	Type code	Packaging
	MISTRAL41F opaque door 8M 12SM	8	650	202 x 257 x 120	1SLM004102A3102	41P08X11A	1/7
	MISTRAL41W transparent door 8M 12SM	8	650	202 x 257 x 120	1SPE007717F0321	41P08X12A	1/7
							
	1SPE007715F0751						
	1SPE007715F0731						
	1SPE007715F0741						
	MISTRAL41W opaque door 12M 12SM	12	650	292 x 257 x 120	1SLM004102A3103	41P12X11A	1/5
	MISTRAL41W transparent door 12M 12SM	12	650	292 x 257 x 120	1SPE007717F0421	41P12X12A	1/5
							
	1SPE007715F0752						
	1SPE007715F0731						
	1SPE007715F0741						
	MISTRAL41W opaque door 18M 22SM	18	650	382 x 257 x 120	1SLM004102A3104	41P12X21A	1/3
	MISTRAL41W transparent door 18M 22SM	18	650	382 x 257 x 120	1SPE007717F0821	41P12X22A	1/3
							
	1SPE007715F0753						
	1SPE007715F0732						
	1SPE007715F0742						
	MISTRAL41W opaque door 24M 32SM	24	650	292 x 382 x 120	1SLM004102A3105	41P12X31A	1/2
	MISTRAL41W transparent door 24M 32SM	24	650	292 x 382 x 120	1SPE007717F0521	41P12X32A	1/2
							
	1SPE007715F0753						
	1SPE007715F0733						
	1SPE007715F0743						
	MISTRAL41W opaque door 36M 2F 42SM	36	650	382 x 382 x 120	1SLM004102A3106	41P12X41A	1/2
	MISTRAL41W transparent door 36M 2F 42SM	36	650	382 x 382 x 120	1SPE007717F0921	41P12X42A	1/2
							
	1SPE007715F0753						
	1SPE007715F0734						
	1SPE007715F0744						
	MISTRAL41W opaque door 36M 3F 44SM	36	650	292 x 507 x 120	1SLM004102A3107	41P18X11A	1/2
	MISTRAL41W transparent door 36M 3F 44SM	36	650	292 x 507 x 120	1SPE007717F0621	41P18X12A	1/2
							
	1SPE007715F0752						
	1SPE007715F0732						
	1SPE007715F0742						
	1SPE007715F0752						
	1SPE007715F0732						
	1SPE007715F0742						




**MISTRAL41W – Order codes 650**


MISTRAL41W	Description	N° of modules [18 mm]	GWT	Dimensions W x H x D [mm]	Order code	Type code	Packaging
	MISTRAL41W opaque door 54M 64SM	54	650	382 x 507 x 120	1SLM004102A3109	41P18X31A	1/2
	MISTRAL41W transparent door 54M 64SM	54	650	382 x 507 x 120	1SPE007717F1021	41P18X32A	1/2
							
		1SPE007715F0753					
							
		1SPE007715F0733					
							
		1SPE007715F0743					
							
		1SPE007715F0753					
							
		1SPE007715F0733					
							
		1SPE007715F0743					
	MISTRAL41W opaque door 48M 64SM	48	650	292 x 656 x 120	1SLM004102A3108	41P18X21A	1/1
	MISTRAL41W transparent door 48M 64SM	48	650	292 x 656 x 120	1SPE007717F0721	41P18X22A	1/1
							
		1SPE007715F0752					
							
		1SPE007715F0733					
							
		1SPE007715F0743					
							
		1SPE007715F0752					
							
		1SPE007715F0733					
							
		1SPE007715F0743					
	MISTRAL41W opaque door 72M 84SM	72	650	382 x 656 x 120	1SLM004102A3110	41P18X41A	1/1
	MISTRAL41W transparent door 72M 84SM	72	650	382 x 656 x 120	1SPE007717F1121	41P18X42A	1/1
							
		1SPE007715F0753					
							
		1SPE007715F0734					
							
		1SPE007715F0744					
							
		1SPE007715F0753					
							
		1SPE007715F0734					
							
		1SPE007715F0744					

## MISTRAL41W







### Order codes accessories

#### MISTRAL41W – Accessories doors

Opaque door	Description	N° of modules		Type code	Packaging
		[18 mm]	Order code		
	Opaque door 4M MISTRAL41W	4	1SPE007717F9900	41Z33	1/24
	Opaque door 8M MISTRAL41W	8	1SPE007717F9901	41Z34	1/14
	Opaque door 12M MISTRAL41W	12	1SPE007717F9902	41Z35	1/14
	Opaque door 24/48M MISTRAL41W	24/48	1SPE007717F9903	41Z36	1/15
	Opaque door 36M (3 rows) MISTRAL41W	36	1SPE007717F9904	41Z37	1/18
	Opaque door 18M MISTRAL41W	18	1SPE007717F9905	41Z38	1/14
	Opaque door 36/72M (2 rows) MISTRAL41W	36/72	1SPE007717F9906	41Z39	1/18
	Opaque door 54M MISTRAL41W	54	1SPE007717F9907	41Z40	1/18

Transparent door	Description	N° of modules		Type code	Packaging
		[18 mm]	Order code		
	Transparent door blue 4M MISTRAL41W	4	1SPE007717F9908	41Z41	1/24
	Transparent door blue 8M MISTRAL41W	8	1SPE007717F9909	41Z42	1/14
	Transparent door blue 12M MISTRAL41W	12	1SPE007717F9910	41Z43	1/14
	Transparent door blue 24/48M MISTRAL41W	24/48	1SPE007717F9911	41Z44	1/15
	Transparent door blue 36M (3 rows) MISTRAL41W	36	1SPE007717F9912	41Z45	1/18
	Transparent door blue 18M MISTRAL41W	18	1SPE007717F9913	41Z46	1/14
	Transparent door blue 36/72M (2 rows) MISTRAL41W	36/72	1SPE007717F9914	41Z47	1/18
	Transparent door blue 54M MISTRAL41W	54	1SPE007717F9915	41Z48	1/18

## MISTRAL41W – Other accessories

Other accessories	Description	N° of modules [18 mm]	Order code	Type code	Packaging
	Lock set white LMW		1SPE007715F5009	41Z14	1/200
	Lock set blue LMB		1SPE007715F5010	41Z16	1/200
	Flange for conduit derivation GWT 650		1SLM004100A1951	41Z17	1/30
	Flange for conduit derivation GWT 750		1SPE007715F5111	41Z18	1/30
	Label holder 12M	12	1SPE007715F5012	41Z19	1/5
	Label holder 18M	18	1SPE007715F5018	41Z20	1/5
	Partition wall 12M	12	1SPE007715F5112	41Z21	1/5
	Partition wall 18M	18	1SPE007715F5118	41Z22	1/5
	MCB cover 12M GWT 650	12	1SPE007715F5650	41Z23	1/180
	MCB cover 12M GWT 750	12	1SPE007715F5750	41Z24	1/180
	Coupling element		1SLM004100A3910	41Z118	1

---

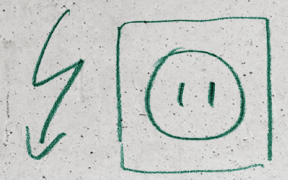
## MISTRAL Multimedia

A smart home for your media equipment


---

With its remarkable interior, the MISTRAL Multimedia serves as a comfortable media enclosure. All common media equipment such as internet routers, switch panels, antenna and voice splitters as well as socket outlets can be integrated into the aesthetical design of the MISTRAL series. Many accessories guarantee easy installation and a reliable media distribution into your home.





- 1 x Router
- 1 x TV splitter
- 10 x RJ45 cat. 6
- 2 x SC/APC
- 5 x RJ11



# MISTRAL Multimedia

## Easy installation for media equipment


### Suitable for all kinds of walls

Available for brick walls, flush and hollow wall mounting, with drilled metal base plates always included.




### MISTRAL family feeling

MISTRAL Multimedia as enriching addition to the product family.



### Neat cabling

The complete installation materials in one place.



### Just snap the router on

The device carrier (rubber) makes it easy to assembly internet routers without any additional tools (snap on trap).



### Easy connection to different power supplies



Triple socket, 120° swiveling and to fit all sorts of plugs.




### Versatile connections

Patch-panels to host RJ45 keystone jacks.

### MISTRAL Multimedia – Order codes 850 / 650\*

MISTRAL Multimedia	Description	Dimensions		Order code	Type code	Packaging
		GWT	W x H x D [mm]			
	MISTRAL 41F Multimedia 2x12 size opaque door **	850	320x435x107	1SLM004100A6305	M41C24X210850	1/5
	MISTRAL 41F Multimedia 3x12 size opaque door **	850	320x600x107	1SLM004100A6307	M41C36X310850	1/4
	MISTRAL 41F Multimedia 3x18 size opaque door **	850	430x600x127	1SLM004100A6309	M41C54X310850	1/1
	MISTRAL 41W Multimedia 2x12 size opaque door	650	297x387x119	1SLM004100A7105	M41P24X21	1/1
	MISTRAL 41W Multimedia 3x12 size opaque door	650	297x512x119	1SLM004100A7107	M41P36X31	1/1
	MISTRAL 41W Multimedia 3x18 size opaque door	650	387x512x119	1SLM004100A7109	M41P54X31	1/1

### MISTRAL Multimedia – Other accessories

MISTRAL Multimedia	Description	Order code	Type code	Packaging
	Triple socket for Multimedia	1SLM004100A1956	41Z122	1/1
	Patchpanel 10 positions for Multimedia	1SLM004100A3904	41Z141	1/15
	Patchpanel 16 positions for Multimedia	1SLM004100A1957	41Z123	1/15
	Device holder kit for Multimedia (Device holder and devices holder clips)	1SLM004100A1958	41Z124	1/1
	Device holder (rubber)	1SLM004100A3913	41Z146	1/1
	Device holder clips	1SLM004100A3912	41Z145	1/1
	10-screw kit for Multimedia metal plate	1SLM004100A1959	41Z139	1/1
	Wire holder kit (5 pcs.) for Multimedia metal plate	1SLM004100A1960	41Z140	1/20
	Hollow wall fixing kit Mistral41 Multimedia	1SLM004100A1961	41Z142	1/1
	Drilled metal base plate 12-module size 41W***	1SLM004100A3902	41Z143	1/10
	Drilled metal base plate 18-module size 41W***	1SLM004100A3911	41Z144	1/10
	Drilled metal base plate 12-module size 41F***	1SLM004100A3914	41Z147	1/10
	Drilled metal base plate 18-module size 41F***	1SLM004100A3915	41Z148	1/10

\* = drilled metal base plates included


\*\* = for brick and hollow wall applications (hollow wall: fixing kit to be ordered separately)

\*\*\* = spare part


## MISTRAL41

### Order codes terminal blocks


#### MISTRAL41 – Terminal blocks

Terminal block	Description	Maximum current [A]	Order code	Type code	Packaging
	Terminal block N 3 x 16 mm <sup>2</sup> +3 x 6 mm <sup>2</sup>	100	1SPE007715F0731	41Z57	1/5
	Terminal block N 5 x 16 mm <sup>2</sup> +6 x 6 mm <sup>2</sup>	100	1SPE007715F0732	41Z58	1/5
	Terminal block N 7 x 16 mm <sup>2</sup> +9 x 6 mm <sup>2</sup>	100	1SPE007715F0733	41Z59	1/5
	Terminal block N 9 x 16 mm <sup>2</sup> +12 x 6 mm <sup>2</sup>	100	1SPE007715F0734	41Z60	1/5
	Terminal block N 11 x 16 mm <sup>2</sup> +15 x 6 mm <sup>2</sup>	100	1SPE007715F0735	41Z61	1/5
	Terminal block PE 3 x 16 mm <sup>2</sup> +3 x 6 mm <sup>2</sup>	100	1SPE007715F0741	41Z62	1/5
	Terminal block PE 5 x 16 mm <sup>2</sup> +6 x 6 mm <sup>2</sup>	100	1SPE007715F0742	41Z63	1/5
	Terminal block PE 7 x 16 mm <sup>2</sup> +9 x 6 mm <sup>2</sup>	100	1SPE007715F0743	41Z64	1/5
	Terminal block PE 9 x 16 mm <sup>2</sup> +12 x 6 mm <sup>2</sup>	100	1SPE007715F0744	41Z65	1/5
	Terminal block PE 11 x 16 mm <sup>2</sup> +15 x 6 mm <sup>2</sup>	100	1SPE007715F0745	41Z66	1/5

#### MISTRAL41 – Terminal blocks screwless

Terminal block screwless	Description	Maximum current [A]	Order code	Type code	Packaging
	Terminal block screwless N 5 x 1,5–4 mm <sup>2</sup>	63	1SPE007715F9701	41Z70	1/5
	Terminal block screwless N 5 x 1,5–4 mm <sup>2</sup> +1 x 25 mm <sup>2</sup>	63	1SPE007715F9702	41Z71	1/5
	Terminal block screwless N 8 x 1,5–4 mm <sup>2</sup> +2 x 25 mm <sup>2</sup>	63	1SPE007715F9703	41Z72	1/5
	Terminal block screwless N 11 x 1,5–4 mm <sup>2</sup> +3 x 25 mm <sup>2</sup>	63	1SPE007715F9704	41Z73	1/5
	Terminal block screwless N 14 x 1,5–4 mm <sup>2</sup> +4 x 25 mm <sup>2</sup>	63	1SPE007715F9705	41Z74	1/5
	Terminal block screwless N 17 x 1,5–4 mm <sup>2</sup> +5 x 25 mm <sup>2</sup>	63	1SPE007715F9706	41Z75	1/5
	Terminal block screwless N 20 x 1,5–4 mm <sup>2</sup> +6 x 25 mm <sup>2</sup>	63	1SPE007715F9707	41Z76	1/5
	Terminal block screwless PE 5 x 1,5–4 mm <sup>2</sup> +1 x 25 mm <sup>2</sup>	63	1SPE007715F9712	41Z77	1/5
	Terminal block screwless PE 8 x 1,5–4 mm <sup>2</sup> +2 x 25 mm <sup>2</sup>	63	1SPE007715F9713	41Z78	1/5
	Terminal block screwless PE 11 x 1,5–4 mm <sup>2</sup> +3 x 25 mm <sup>2</sup>	63	1SPE007715F9714	41Z79	1/5
	Terminal block screwless PE 14 x 1,5–4 mm <sup>2</sup> +4 x 25 mm <sup>2</sup>	63	1SPE007715F9715	41Z80	1/5
	Terminal block screwless PE 17 x 1,5–4 mm <sup>2</sup> +5 x 25 mm <sup>2</sup>	63	1SPE007715F9716	41Z81	1/5
	Terminal block screwless PE 20 x 1,5–4 mm <sup>2</sup> +6 x 25 mm <sup>2</sup>	63	1SPE007715F9717	41Z82	1/5

#### MISTRAL41 – Terminal block carriers

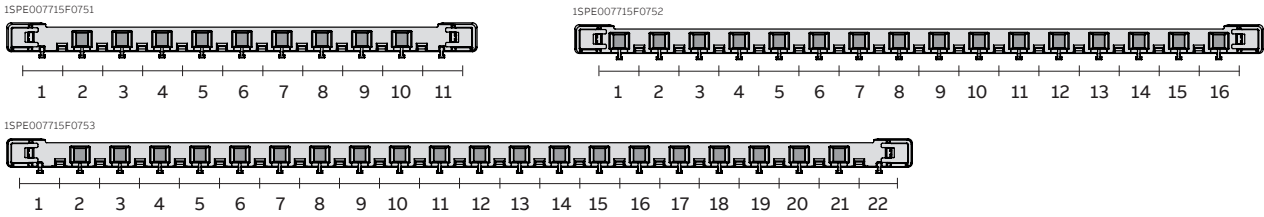
Terminal carriers	Description	Order code	Type code	Packaging
	Carrier 8M	1SPE007715F0751	41Z67	1/5
	Carrier 12M	1SPE007715F0752	41Z68	1/5
	Carrier 18M	1SPE007715F0753	41Z69	1/5



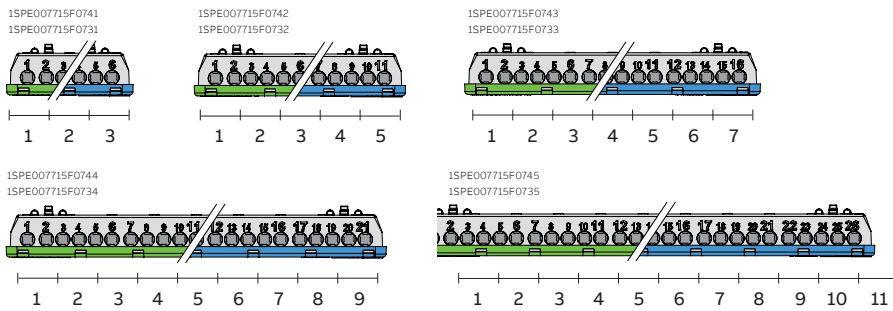
# MISTRAL41

## Terminal blocks assembly examples

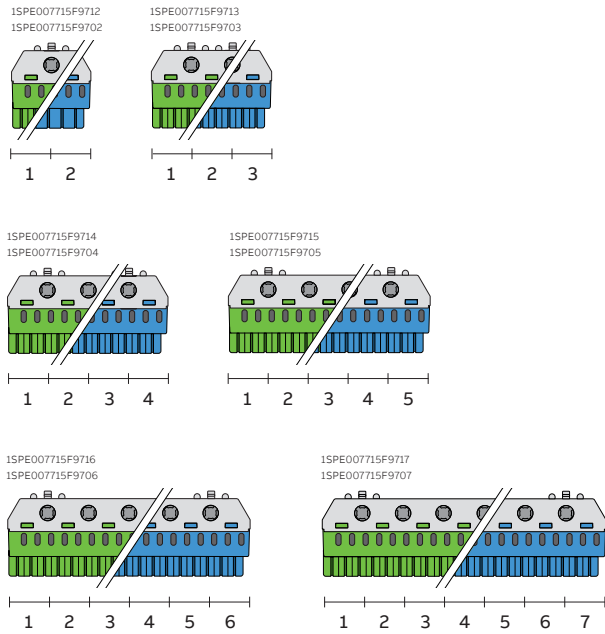
### Terminal block carriers



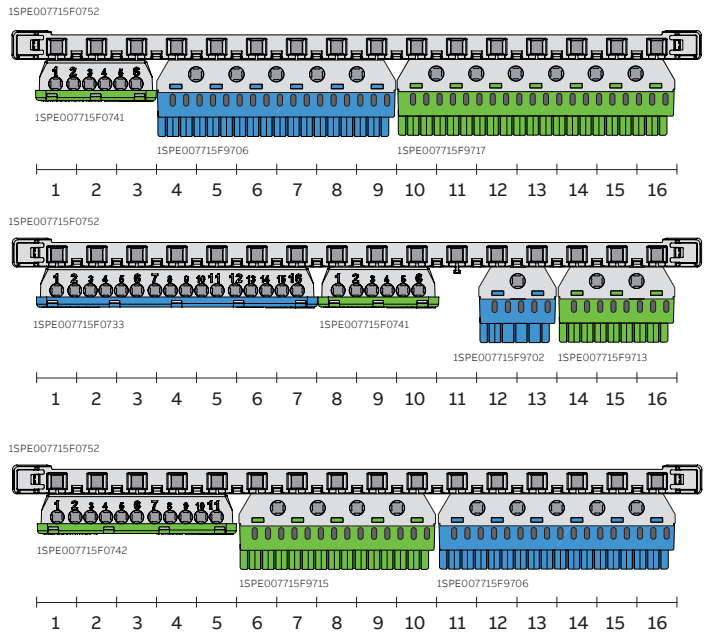
### Terminal blocks



### Terminal blocks screwless




### Assembly examples




## MISTRAL41

### Order codes terminal bars

#### MISTRAL41 – Terminal bars

Terminal bars	Description	Order code	Type code	Packaging
	Terminal bar 5 holes D.4.5 mm	M125310000	41Z28	1/20
	Terminal bar 10 holes D.4.5 mm and 3 holes D.5.6 mm	M125320000	41Z29	1/20
	Terminal bar 16 holes D.4.5 mm and 3 holes D.5.6 mm	M125330000	41Z30	1/20
	Terminal bar 15 holes D.4.5 mm and 6 holes D.5.6 mm	M125340000	41Z31	1/20
	Terminal bar 19 holes D.4.5 mm and 6 holes D.5.6 mm	M125350000	41Z32	1/20

#### MISTRAL41 – Terminal bar carriers

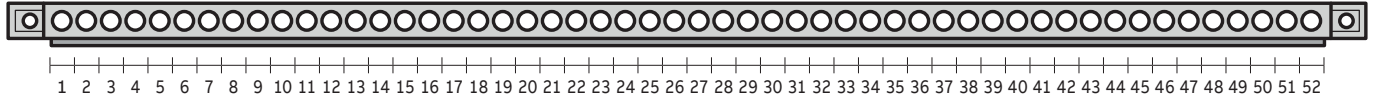
Terminal carrier	Description	Order code	Type code	Packaging
	Carrier for 8 moduls	1SLM004100A1953	41Z25	1/24
	Carrier for 12 modules	1SLM004100A1954	41Z26	1/24
	Carrier for 18 modules	1SLM004100A1955	41Z27	1/24

# MISTRAL41

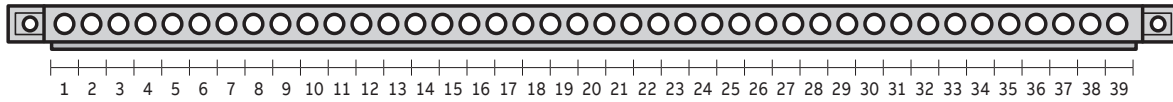
## Terminal bars assembly examples

### Terminal bar carriers

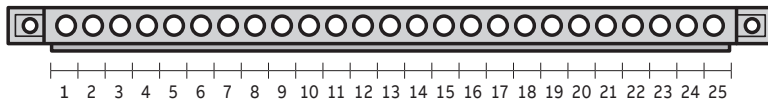
ISLM004100A1955



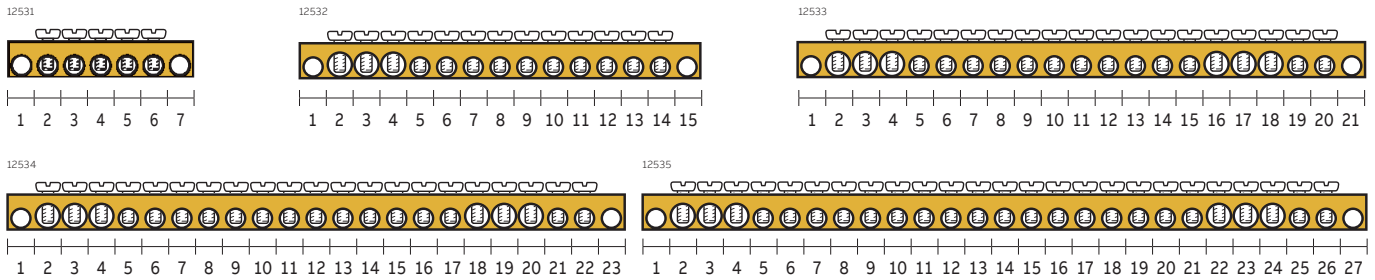
ISLM004100A1954



ISLM004100A1953

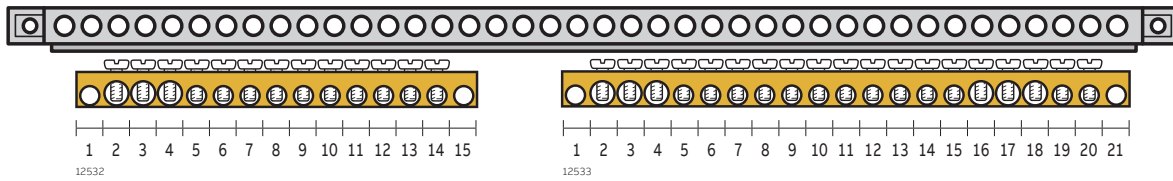


### Terminal bars

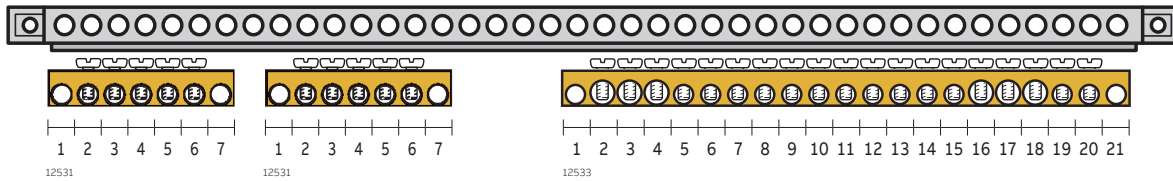


### Assembly examples

ISLM004100A1954



ISLM004100A1954



## MISTRAL41F & Multimedia

### Technical details

#### MISTRAL41F – Technical details

Codes	1SLM004101A1202		1SLM004101A1203		1SLM004101A1204		1SLM004101A1205	
	1SLM004102A1102		1SLM004102A1103		1SLM004102A1104		1SLM004102A1105	
	1SLM004100A1100	1SLM004100A1101	1SLM004100A1102	1SLM004100A1103	1SLM004100A1104	1SLM004100A1105		
	1SLM004100A1200	1SLM004100A1201	1SLM004100A1202	1SLM004100A1203	1SLM004100A1204	1SLM004100A1205		
Number of modules	4	6	8	12	18	24		
Dimensions (W x H x D) in mm	152 x 202 x 105	192 x 202 x 105	232 x 250 x 108	320 x 250 x 108	430 x 250 x 108	320 x 435 x 108		
Colour	RAL 9016 white	RAL 9016 white	RAL 9016 white	RAL 9016 white	RAL 9016 white	RAL 9016 white		
Door type	Transparent / opaque	Transparent / opaque	Transparent / opaque	Transparent / opaque	Transparent / opaque	Transparent / opaque		
Protection class	II ☐	II ☐	II ☐	II ☐	II ☐	II ☐		
Fire resistance	GWT 650°C	GWT 650°C	GWT 650°C	GWT 650°C	GWT 650°C	GWT 650°C		
Material	Thermoplastic	Thermoplastic	Thermoplastic	Thermoplastic	Thermoplastic	Thermoplastic		
Resistance to mechanical impacts	IK08	IK08	IK08	IK08	IK08	IK08		
Reference standard	IEC 60670	IEC 60670	IEC 60670	IEC 60670	IEC 60670	IEC 60670		
Installation temperature	-15°C / + 60 °C	-15°C / + 60 °C	-15°C / + 60 °C	-15°C / + 60 °C	-15°C / + 60 °C	15°C / + 60 °C		
Resistance to heat	BPT 70°C	BPT 70 °C	BPT 70 °C	BPT 70 °C	BPT 70 °C	BPT 70 °C		
IP rating	IP41	IP41	IP41	IP41	IP41	IP41		
Max. dissipation power	11 W	14 W	18 W	22 W	27 W	41 W		
Extractable frame	Yes	Yes	Yes	Yes	Yes	Yes		
Maximum current	63A	63 A	63 A	63 A	125 A	63 A		
DIN rail centre distance	-	-	-	-	-	150 mm		
Halogen free	Yes	Yes	Yes	Yes	Yes	Yes		
Cable entry	Knockout	Knockout	Flange multi pre-cuts	Flange multi pre-cuts	Flange multi pre-cuts	Flange multi pre-cuts		

Codes	1SLM004101A1206		1SLM004101A1207		1SLM004101A1208		1SLM004101A1209		1SLM004101A1210	
	1SLM004102A1106		1SLM004102A1107		1SLM004102A1108		1SLM004102A1109		1SLM004102A1110	
	1SLM004100A1106		1SLM004100A1107		1SLM004100A1108		1SLM004100A1109		1SLM004100A1110	
	1SLM004100A1206		1SLM004100A1207		1SLM004100A1208		1SLM004100A1209		1SLM004100A1210	
Number of modules	36 (2 x 18)		36 (3 x 12)		48		54		72	
Dimensions (W x H x D) in mm	430 x 435 x 108		320 x 600 x 108		320 x 735 x 108		430 x 600 x 128		430 x 735 x 128	
Colour	RAL 9016 white		RAL 9016 white		RAL 9016 white		RAL 9016 white		RAL 9016 white	
Door type	Transparent / opaque		Transparent / opaque		Transparent / opaque		Transparent / opaque		Transparent / opaque	
Protection class	II ☐		II ☐		II ☐		II ☐		II ☐	
Fire resistance	GWT 650 °C		GWT 650 °C		GWT 650 °C		GWT 650 °C		GWT 650 °C	
Material	Thermoplastic		Thermoplastic		Thermoplastic		Thermoplastic		Thermoplastic	
Resistance to mechanical impacts	IK08		IK08		IK08		IK08		IK08	
Reference standard	IEC 60670		IEC 60670		IEC 60670		IEC 60670		IEC 60670	
Installation temperature	-15°C / + 60 °C		15°C / + 60 °C		-15°C / + 60 °C		-15°C / + 60 °C		-15°C / + 60 °C	
Resistance to heat	BPT 70 °C		BPT 70 °C		BPT 70 °C		BPT 70 °C		BPT 70 °C	
IP rating	IP41		IP41		IP41		IP41		IP41	
Max. dissipation power	47 W		50 W		59 W		59 W		82 W	
Extractable frame	Yes		Yes		Yes		Yes		Yes	
Maximum current	125 A		100 A		100 A		125 A		125 A	
DIN rail centre distance	150 mm		150 mm		150 mm		150 mm		150 mm	
Halogen free	Yes		Yes		Yes		Yes		Yes	
Cable entry	Flange multi pre-cuts		Flange multi pre-cuts		Flange multi pre-cuts		Flange multi pre-cuts		Flange multi pre-cuts	

Note: the versions with box and frontal splitted have the same characteristics of standard product

## MISTRAL41F &amp; Multimedia – Technical details

Codes	1SLM004100A1300	1SLM004100A1301	1SLM004100A1302	1SLM004100A1303	1SLM004100A1304	1SLM004100A1305
	1SLM004100A1400	1SLM004100A1401	1SLM004100A1402	1SLM004100A1403	1SLM004100A1404	1SLM004100A1405
	1SLM004100A6305					
Number of modules	4	6	8	12	18	24
Dimensions (W x H x D) in mm	152 x 202 x 105	192 x 202 x 105	232 x 250 x 108	320 x 250 x 108	430 x 250 x 108	320 x 435 x 108
Colour	RAL 9016 white	RAL 9016 white	RAL 9016 white	RAL 9016 white	RAL 9016 white	RAL 9016 white
Door type	Transparent / opaque	Transparent / opaque	Transparent / opaque	Transparent / opaque	Transparent / opaque	Transparent / opaque
Protection class	II ☐	II ☐	II ☐	II ☐	II ☐	II ☐
Fire resistance	GWT 850 °C	GWT 850 °C	GWT 850 °C	GWT 850 °C	GWT 850 °C	GWT 850 °C
Material	Thermoplastic	Thermoplastic	Thermoplastic	Thermoplastic	Thermoplastic	Thermoplastic
Resistance to mechanical impacts	IK08	IK08	IK08	IK08	IK08	IK08
Reference standard	IEC 60670	IEC 60670	IEC 60670	IEC 60670	IEC 60670	IEC 60670
Installation temperature	-15°C / + 60 °C	-15°C / + 60 °C	-15°C / + 60 °C	-15°C / + 60 °C	-15°C / + 60 °C	15°C / + 60 °C
Resistance to heat	BPT 70 °C	BPT 70 °C	BPT 70 °C	BPT 70 °C	BPT 70 °C	BPT 70 °C
IP rating	IP41	IP41	IP41	IP41	IP41	IP41
Max. dissipation power	11 W	14 W	18 W	22 W	27 W	41 W (Multimedia 61 W)
Extractable frame	Yes	Yes	Yes	Yes	Yes	Yes
Maximum current	63 A	63 A	63 A	63 A	125 A	63 A
DIN rail centre distance	-	-	-	-	-	150 mm
Halogen free	No	No	No	No	No	No
Cable entry	Flange with knockouts	Flange with knockouts	Flange with knockouts	Flange with knockouts	Flange with knockouts	Flange with knockouts

Codes	1SLM004100A1306	1SLM004100A1307	1SLM004100A1308	1SLM004100A1309	1SLM004100A1310
	1SLM004100A1406	1SLM004100A1407	1SLM004100A1408	1SLM004100A1409	1SLM004100A1410
	1SLM004100A6307			1SLM004100A6309	
Number of modules	36 (2 x 18)	36 (3 x 12)	48	54	72
Dimensions (W x H x D) in mm	430 x 435 x 108	320 x 600 x 108	320 x 735 x 108	430 x 600 x 128	430 x 735 x 128
Colour	RAL 9016 white	RAL 9016 white	RAL 9016 white	RAL 9016 white	RAL 9016 white
Door type	Transparent / opaque	Transparent / opaque	Transparent / opaque	Transparent / opaque	Transparent / opaque
Protection class	II ☐	II ☐	II ☐	II ☐	II ☐
Fire resistance	GWT 850 °C	GWT 850 °C	GWT 850 °C	GWT 850 °C	GWT 850 °C
Material	Thermoplastic	Thermoplastic	Thermoplastic	Thermoplastic	Thermoplastic
Resistance to mechanical impacts	IK08	IK08	IK08	IK08	IK08
Reference standard	IEC 60670	IEC 60670	IEC 60670	IEC 60670	IEC 60670
Installation temperature	-15°C / + 60 °C	15°C / + 60 °C	-15°C / + 60 °C	-15°C / + 60 °C	-15°C / + 60 °C
Resistance to heat	BPT 70 °C	BPT 70 °C	BPT 70 °C	BPT 70 °C	BPT 70 °C
IP rating	IP41	IP41	IP41	IP41	IP41
Max. dissipation power	47 W	50 W (Multimedia 63 W)	59 W	59 W (Multimedia 74 W)	82 W
Extractable frame	Yes	Yes	Yes	Yes	Yes
Maximum current	125 A	100 A	100 A	125 A	125 A
DIN rail centre distance	150 mm	150 mm	150 mm	150 mm	150 mm
Halogen free	No	No	No	No	No
Cable entry	Flange with knockouts	Flange with knockouts	Flange with knockouts	Flange with knockouts	Flange with knockouts

Note: the versions with box and frontal splitted have the same characteristics of standard product

## MISTRAL41W & Multimedia

### Technical details

#### MISTRAL41W & Multimedia – Technical details

Codes	1SLM004102A3102		1SLM004102A3103		1SLM004102A3104		1SLM004102A3105				
	1SPE007717F0321		1SPE007717F0421		1SPE007717F0821		1SPE007717F0521				
1SPE007717F0200		1SPE007717F0300		1SPE007717F0400		1SPE007717F0800		1SPE007717F0500			
1SPE007717F0210		1SPE007717F0310		1SPE007717F0410		1SPE007717F0810		1SPE007717F0510			
1SPE007717F0100		1SPE007717F0220		1SPE007717F0320		1SPE007717F0420		1SPE007717F0820		1SPE007717F0520	
1SLM004100A7105											
Number of modules	2	4	8	12	18	24					
Dimensions (W x H x D) in mm	68 x 210 x 93	96 x 210 x 93	202 x 257 x 120	292 x 257 x 120	382 x 257 x 120	292 x 382 x 120					
Colour	RAL 9016 white	RAL 9016 white	RAL 9016 white	RAL 9016 white	RAL 9016 white	RAL 9016 white					
Door type	No door	No door / transparent / opaque	No door / transparent / opaque	No door / transparent / opaque	No door / transparent / opaque	No door / transparent / opaque	No door / transparent / opaque				
Protection class	II ☐	II ☐	II ☐	II ☐	II ☐	II ☐					
Fire resistance	GWT 650°C	GWT 650 °C	GWT 650 °C	GWT 650 °C	GWT 650 °C	GWT 650 °C					
Material	Thermoplastic	Thermoplastic	Thermoplastic	Thermoplastic	Thermoplastic	Thermoplastic					
Resistance to mechanical impacts	IK08	IK08	IK08	IK08	IK08	IK08					
Reference standard	IEC 60670	IEC 60670	IEC 60670	IEC 60670	IEC 60670	IEC 60670					
Installation temperature	-15 °C / + 60 °C	-15 °C / + 60 °C	-15 °C / + 60 °C	-15 °C / + 60 °C	-15 °C / + 60 °C	-15 °C / + 60 °C					
Resistance to heat	BPT 70°C	BPT 70 °C	BPT 70 °C	BPT 70 °C	BPT 70 °C	BPT 70 °C					
IP rating	IP41	IP41	IP41	IP41	IP41	IP41					
Max. dissipation power	9,2W	9,3 W	17,7 W	23,8 W	29,8 W	30,2 W (Multimedia 41 W)					
Maximum current	63A	63 A	63 A	63 A	63 A	63 A					
DIN rail centre distance	-	-	-	-	-	125 mm					
Halogen free	Yes	Yes	Yes	Yes	Yes	Yes					
Cable entry	Smooth	Smooth	Smooth	Smooth	Smooth	Smooth					

Codes	1SLM004102A3106		1SLM004102A3107		1SLM004102A3108		1SLM004102A3109		1SLM004102A3110		
	1SPE007717F0921		1SPE007717F0621		1SPE007717F0721		1SPE007717F1021		1SPE007717F1121		
1SPE007717F0900		1SPE007717F0600		1SPE007717F0700		1SPE007717F1000		1SPE007717F1100			
1SPE007717F0910		1SPE007717F0610		1SPE007717F0710		1SPE007717F1010		1SPE007717F1110			
1SPE007717F0920		1SPE007717F0620		1SPE007717F0720		1SPE007717F1020		1SPE007717F1120			
1SLM004100A7107							1SLM004100A7109				
Number of modules	36 (2 x 18)		36 (3 x 12)		48		54		72		
Dimensions (W x H x D) in mm	382 x 382 x 120		292 x 507 x 120		292 x 656 x 120		382 x 507 x 120		382 x 656 x 120		
Colour	RAL 9016 white		RAL 9016 white		RAL 9016 white		RAL 9016 white		RAL 9016 white		
Door type	No door / transparent / opaque		No door / transparent / opaque		No door / transparent / opaque		No door / transparent / opaque		No door / transparent / opaque		
Protection class	II ☐		II ☐		II ☐		II ☐		II ☐		
Fire resistance	GWT 650 °C		GWT 650 °C		GWT 650 °C		GWT 650 °C		GWT 650 °C		
Material	Thermoplastic		Thermoplastic		Thermoplastic		Thermoplastic		Thermoplastic		
Resistance to mechanical impacts	IK08		IK08		IK08		IK08		IK08		
Reference standard	IEC 60670		IEC 60670		IEC 60670		IEC 60670		IEC 60670		
Installation temperature	-15 °C / + 60 °C		15 °C / + 60 °C		-15 °C / + 60 °C		-15 °C / + 60 °C		-15 °C / + 60 °C		
Resistance to heat	BPT 70 °C		BPT 70 °C		BPT 70 °C		BPT 70 °C		BPT 70 °C		
IP rating	IP41		IP41		IP41		IP41		IP41		
Max. dissipation power	37,5 W		36,8 W (Multimedia 48 W)		44,8 W		45,2 W (Multimedia 52 W)		54,4 W		
Maximum current	63 A		63 A		63 A		63 A		63 A		
DIN rail centre distance	125 mm		125 mm		125 mm		125 mm		125 mm		
Halogen free	Yes		Yes		Yes		Yes		Yes		
Cable entry	Smooth		Smooth		Smooth		Smooth		Smooth		

Note: the versions with box and frontal splitted have the same characteristics of standard product

**MISTRAL41W – Technical details**

Codes	1SPE007717F1500	1SPE007717F1600	1SPE007717F1700	1SPE007717F1800	1SPE007717F2200	1SPE007717F1900
Number of modules	2	4	8	12	18	24
Dimensions (W x H x D) in mm	68 x 210 x 93	96 x 210 x 93	202 x 257 x 120	292 x 257 x 120	382 x 257 x 120	292 x 382 x 120
Colour	RAL 9016 white	RAL 9016 white	RAL 9016 white	RAL 9016 white	RAL 9016 white	RAL 9016 white
Door type	No door	No door	No door	No door	No door	No door
Protection class	II ☐	II ☐	II ☐	II ☐	II ☐	II ☐
Fire resistance	GWT 750 °C	GWT 750 °C	GWT 750 °C	GWT 750 °C	GWT 750 °C	GWT 750 °C
Material	Thermoplastic	Thermoplastic	Thermoplastic	Thermoplastic	Thermoplastic	Thermoplastic
Resistance to mechanical impacts	IK08	IK08	IK08	IK08	IK08	IK08
Reference standard	IEC 60670	IEC 60670	IEC 60670	IEC 60670	IEC 60670	IEC 60670
Installation temperature	-15 °C / + 60 °C	-15 °C / + 60 °C	-15 °C / + 60 °C	-15 °C / + 60 °C	-15 °C / + 60 °C	15 °C / + 60 °C
Resistance to heat	BPT 70 °C	BPT 70 °C	BPT 70 °C	BPT 70 °C	BPT 70 °C	BPT 70 °C
IP rating	IP41	IP41	IP41	IP41	IP41	IP41
Max. dissipation power	9,2 W	9,3 W	17,7 W	23,8 W	29,8 W	30,2 W
Maximum current	63 A	63 A	63 A	63 A	63 A	63 A
DIN rail centre distance	-	-	-	-	-	125 mm
Halogen free	No	No	No	No	No	No
Cable entry	Smooth	Smooth	Smooth	Smooth	Smooth	Smooth

Codes	1SPE007717F2300	1SPE007717F2000	1SPE007717F2100	1SPE007717F2400	1SPE007717F2500
Number of modules	36 (2 x 18)	36 (3 x 12)	48	54	72
Dimensions (W x H x D) in mm	382 x 382 x 120	292 x 507 x 120	292 x 656 x 120	382 x 507 x 120	382 x 656 x 120
Colour	RAL 9016 white	RAL 9016 white	RAL 9016 white	RAL 9016 white	RAL 9016 white
Door type	No door	No door	No door	No door	No door
Protection class	II ☐	II ☐	II ☐	II ☐	II ☐
Fire resistance	GWT 750 °C	GWT 750 °C	GWT 750 °C	GWT 750 °C	GWT 750 °C
Material	Thermoplastic	Thermoplastic	Thermoplastic	Thermoplastic	Thermoplastic
Resistance to mechanical impacts	IK08	IK08	IK08	IK08	IK08
Reference standard	IEC 60670	IEC 60670	IEC 60670	IEC 60670	IEC 60670
Installation temperature	-15 °C / + 60 °C	15 °C / + 60 °C	-15 °C / + 60 °C	-15 °C / + 60 °C	-15 °C / + 60 °C
Resistance to heat	BPT 70 °C	BPT 70 °C	BPT 70 °C	BPT 70 °C	BPT 70 °C
IP rating	IP41	IP41	IP41	IP41	IP41
Max. dissipation power	37,5 W	36,8 W	44,8 W	45,2 W	54,4 W
Maximum current	63 A	63 A	63 A	63 A	63 A
DIN rail centre distance	125 mm	125 mm	125 mm	125 mm	125 mm
Halogen free	No	No	No	No	No
Cable entry	Smooth	Smooth	Smooth	Smooth	Smooth

Note: the versions with box and frontal splitted have the same characteristics of standard product

## MISTRAL41

### Technical details

Table of resistance to chemical agents

	Cold water	Hot water	Sulphuric acid	Hydrochloric acid	Acetic acid	Petroleum	Benzine	Acetone	Ethyl alcohol	Ammonia	Dichloromethane	Diesel oil - Naptha	Mineral oil	Food oils	Tetrachloroethylene	Trichloroethylene	Ether	Ozone	Toluene	Methyl alcohol	Alcohol	Milk	Fruit juices	Fluorocarbons	Deterives	Detergents	Potassium nitrate	Hydrogen peroxide
MISTRAL41F – Flush-mounted	■	■	□	●	■	●	●	●	□	■	●	□	■	■	●	●	●	■	●	□	■	■	■	●	■	■	□	■
MISTRAL41W – Wall-mounted	■	■	□	●	■	●	●	●	□	■	●	□	■	■	●	●	●	■	●	□	■	■	■	●	■	■	□	■

■ resistant    □ partially resistant    ● non resistant



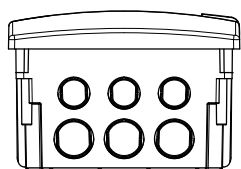


## MISTRAL41F

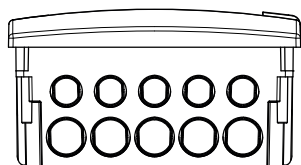
Upper and lower knockouts and precuts

### Cable entry

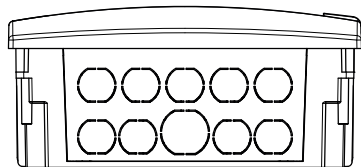
Modules (mm)	diam. 40	diam. 32	diam. 25	diam. 20	Flange
4	-	-	3	3	///
6	-	-	5	5	///
8	-	1	9	-	150 x 55
12	1	8	4	-	240 x 55
18	1	12	2	-	330 x 55



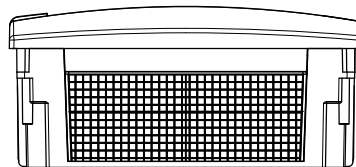
4 modules - top and bottom - concrete and hollow wall



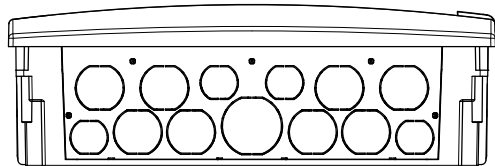
6 modules - top and bottom - concrete and hollow wall



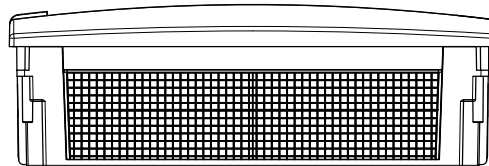
8 modules - top and bottom - hollow wall



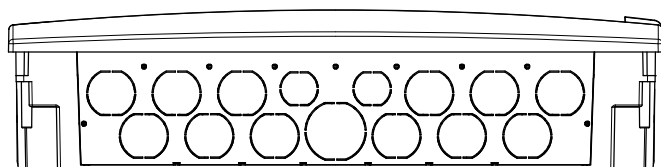
8 modules - top and bottom - concrete wall



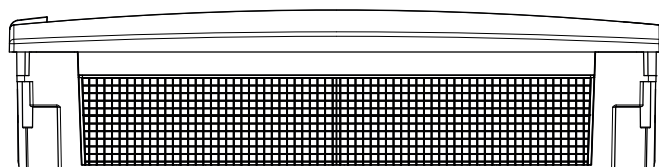
12 modules - top and bottom - hollow wall



12 modules - top and bottom - concrete wall



18 modules - top and bottom - hollow wall



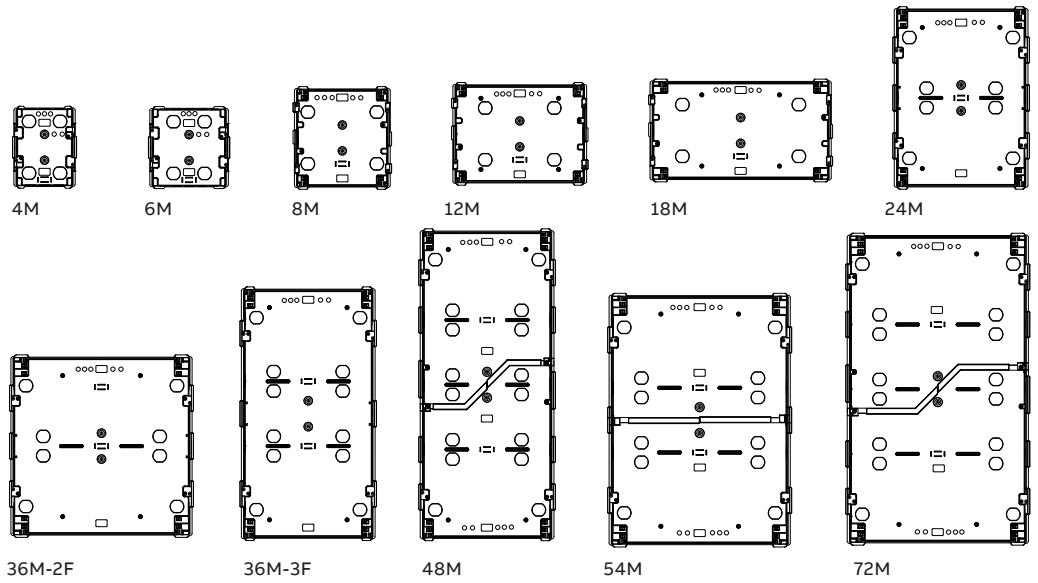
18 modules - top and bottom - concrete wall

# MISTRAL41F

## Upper and lower knockouts

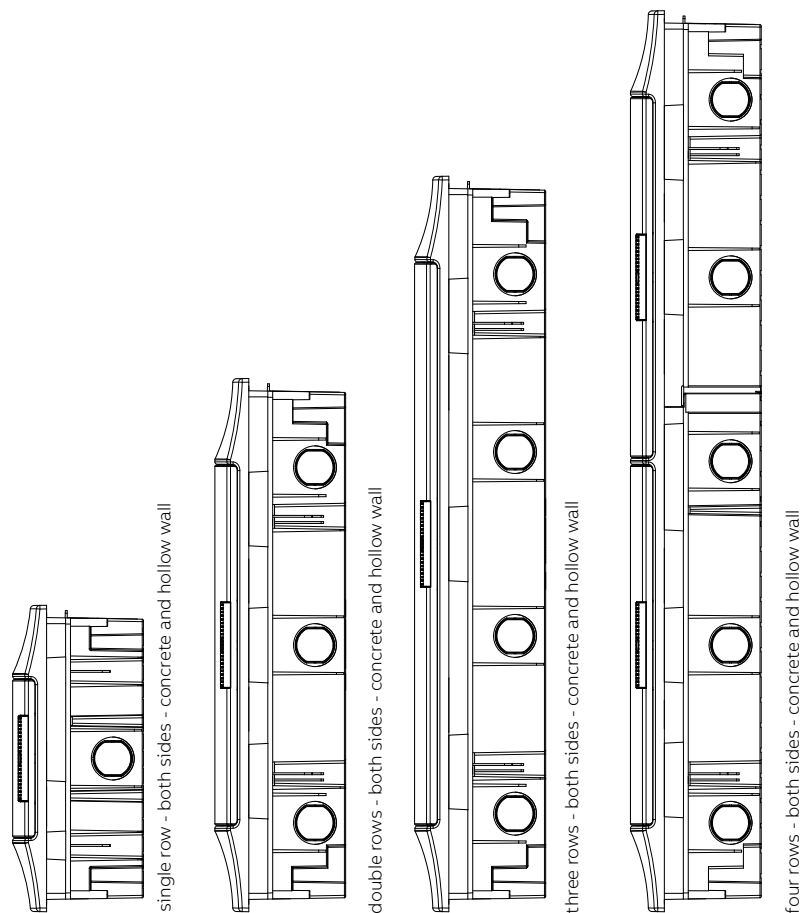
### Box

Modules	diam. 32
4 M	4
6 M	4
8 M	4
12 M	4
18 M	4
24 M	8
36 M - 2F	8
36 M - 3F	12
48 M	16
54 M	12
72 M	16



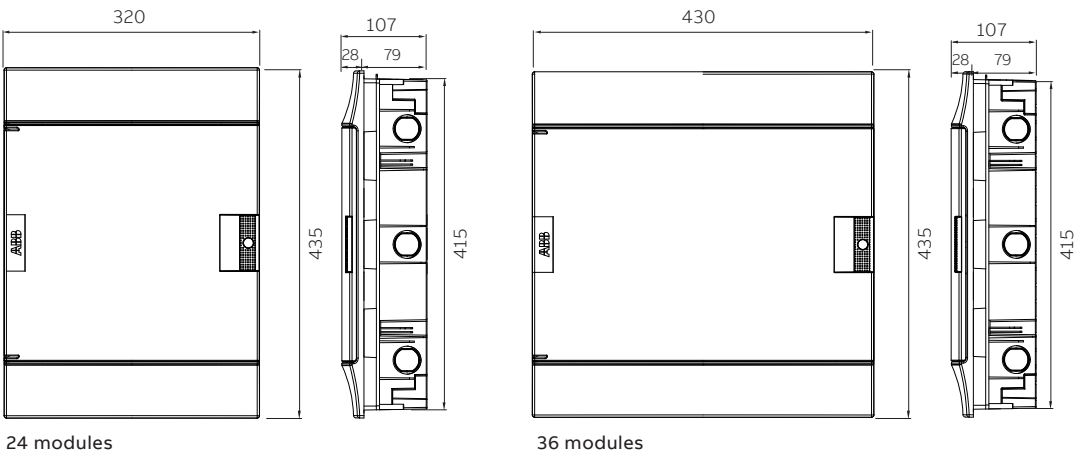
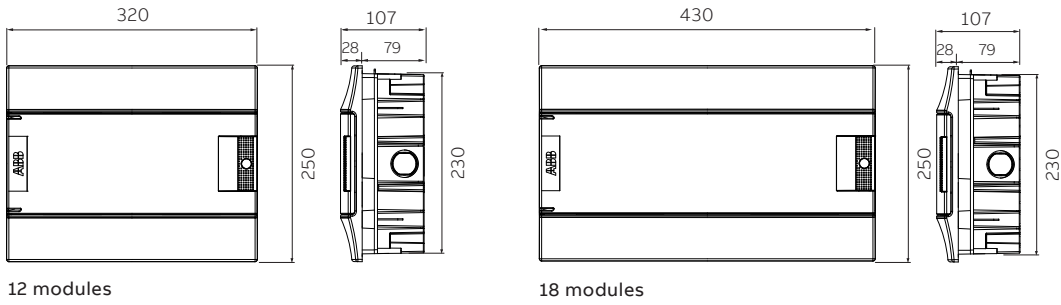
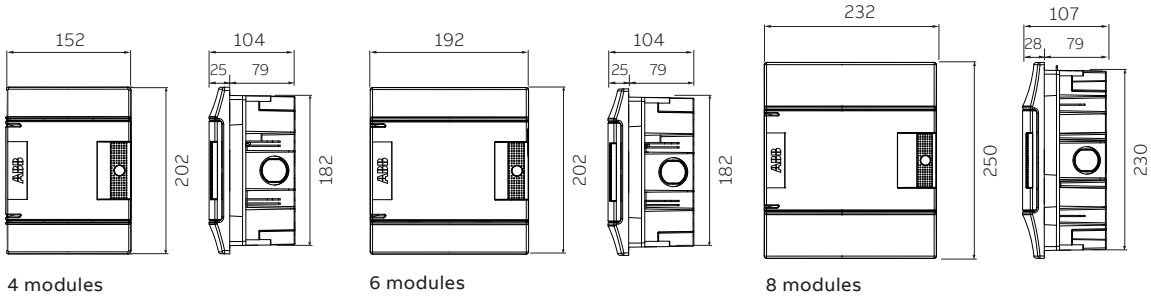
### Side

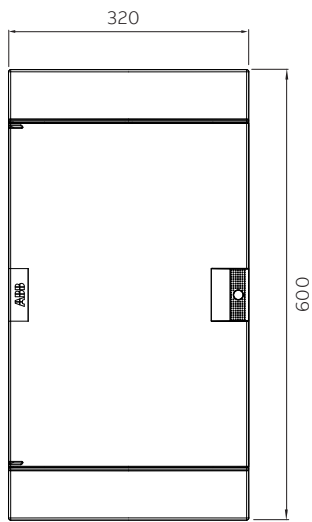
Modules	diam. 32
4 M	1
6 M	1
8 M	1
12 M	1
18 M	1
24 M	3
36 M - 2F	3
36 M - 3F	4
48 M	5
54 M	4
72 M	5



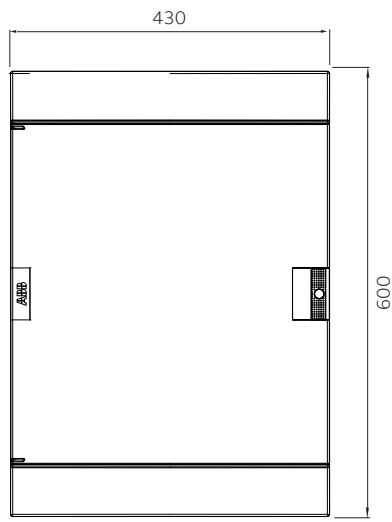
# MISTRAL41F

## Overall dimensions

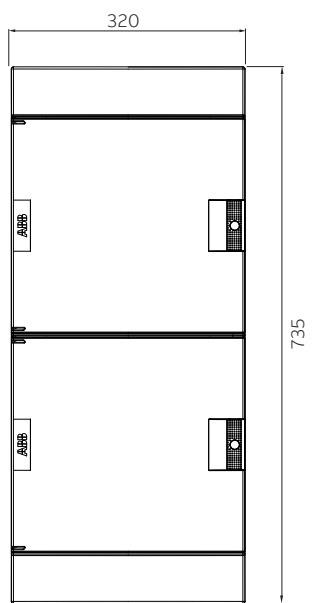




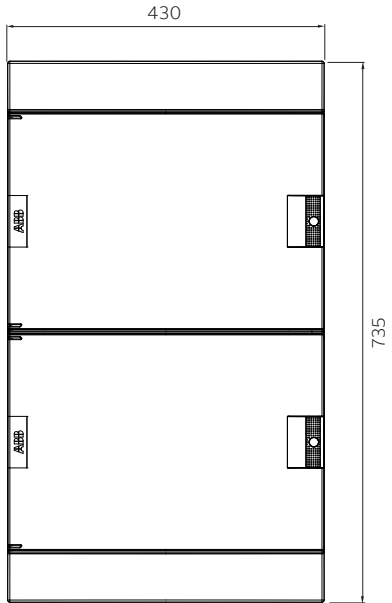
36 modules



54 modules



48 modules

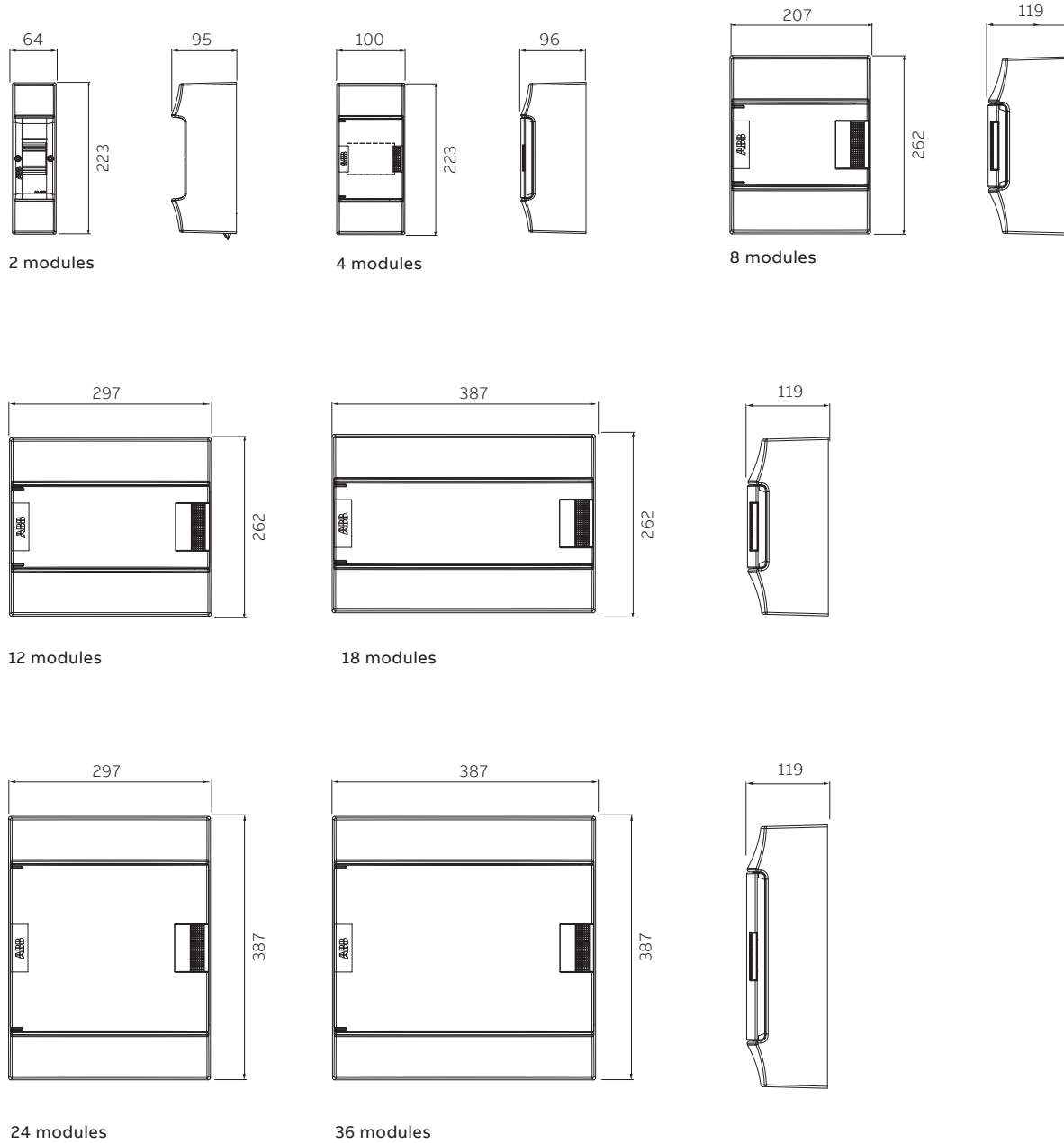


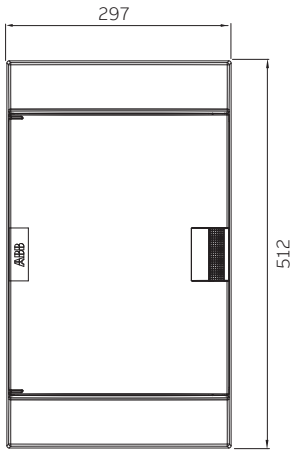
72 modules

Dimensions in mm

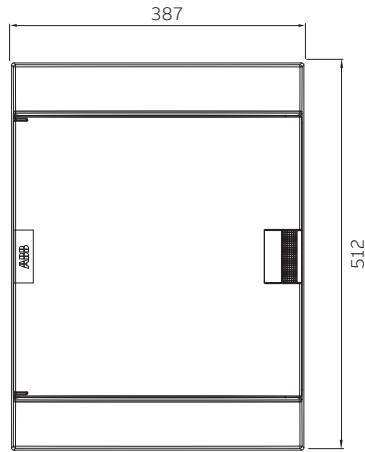
# MISTRAL41W

## Overall dimensions

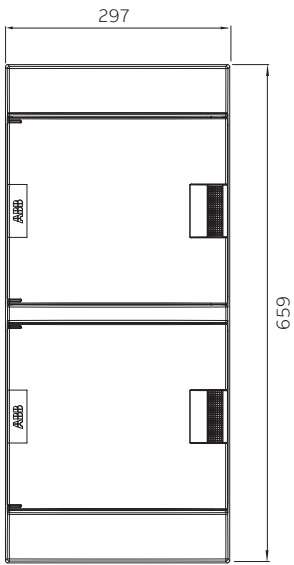




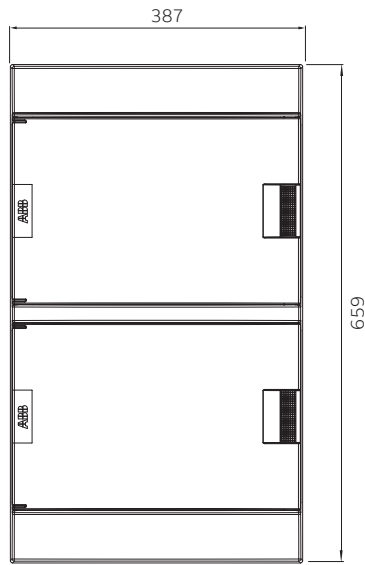
36 modules



54 modules



48 modules



72 modules











---

**ABB SACE**

A division of ABB S.p.A.  
Enclosures and Cable Systems  
Viale Vicenza, 61  
36063 Marostica (VI) - Italy  
Phone: +39 0424 478200  
Fax: +39 0424 478305

[www.abb.com/lowvoltage](http://www.abb.com/lowvoltage)  
[www.abb.com/buildings](http://www.abb.com/buildings)