


Wiring a lighting circuit is quick and easy, using a combination of connectors, hubs and management boxes. The expanded Flow™ range comprises of...




**CT1016**  
20A 16 Way Lighting Management Box



**CT1008**  
230V~ 20A 8 Way Distribution Box



**RFSA-61F**  
16A Switching Receiver  
**RFDEL-71F**  
160Va LED Dimming Receiver



**CT300**  
250V~ 20A 4 Pole (1 In 3 Out)  
Flow™ Hub Junction Box



**CT350**  
230V~ 20A 4 Pole Splitter (1 In 2 Out)



**CT1300**  
250V~ 20A Flow™ Switch Adaptor  
(With Pre-Wired Earth & Neutral Links)

### 3 Pole Connectors




**CT101C**  
250V~ 20A 3 Pole Connector



**CT102C**  
250V~ 20A 3 Pole Connector  
(Screw Cable Clamps)



**CT103C**  
250V~ 20A 3 Pole Connector  
(Fast-fit Cable Clamps)




**CT103M**  
250V~ 20A 3 Pole Male Connector  
(Fast-fit Cable Clamps)

### 4 Pole Connectors



**CT202C**  
250V~ 20A 4 Pole Connector  
(Screw Cable Clamps)



**CT203C**  
250V~ 20A 4 Pole Connector  
(Fast-fit Cable Clamps)



**CT203M**  
250V~ 20A 4 Pole Male Connector  
(Fast-fit Cable Clamps)

## Pre-Wired Low Smoke Zero Halogen Cables

### CT732

6A 3 Pole 0.75mm<sup>2</sup>  
to free end 2M



### CT733

6A 3 Pole 0.75mm<sup>2</sup>  
to free end 3M



### CT735

6A 3 Pole 0.75mm<sup>2</sup>  
to free end 5M



### CT742

6A 4 Pole 0.75mm<sup>2</sup>  
to free end 2M



### CT743

6A 4 Pole 0.75mm<sup>2</sup>  
to free end 3M



### CT745

6A 4 Pole 0.75mm<sup>2</sup>  
to free end 5M



### CT845

20A 4 Pole 2.5mm<sup>2</sup>  
Male to Female 5M



## Pre-Wired PVC Link Cables

### CT802

6A 4 Pole Flow™ Extension Cable - 2 Metre



### CT803

6A 4 Pole Flow™ Extension Cable - 3 Metre




### CT805

6A 4 Pole Flow™ Extension Cable - 5 Metre



### CT1400

250V~ 20A Flow™ Ceiling Rose



### CT1401

Flow™ Ceiling Rose Cover

