



## PIR Movement Sensor Switch



**NO  
NEUTRAL**







Interchangeable  
cover plates  
See page 31



## A stylish switch which automatically turns lighting on and off.

Additional manual on/auto off setting available.

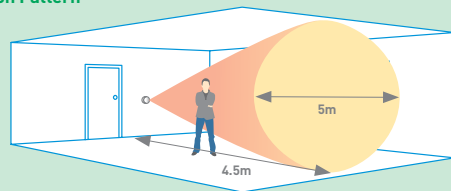
### Features

-  Absence/presence mode available. See page 4
-  Lux level sensing
-  Switches any type of load
-  Works with any type of lamp
-  Security mode
-  Adjustable timer

T: +44 (0)333 900 0671 [www.green-i.co.uk](http://www.green-i.co.uk)

Order Code		Description				
GIPDC		No neutral movement sensor switch				
Compatible with all lamp types						Time Delay
LVH / H / I	F	CFL	2DF	LED		
10A	10A	10A	10A	10A	10A	1m-30m
LVH = Low Voltage Halogen H = Halogen I = Incandescent F = Fluorescent CFL = Compact Fluorescent Lamp 2DF = 2D Fluorescent						

### Detection Pattern



Area of high sensitivity  Area of lower sensitivity 

For more product information visit

[www.green-i.co.uk](http://www.green-i.co.uk)

