












	
		Part No.	Dimension (mm)	For Rail	Catalogue page	RAL-GZ	
						Cert. No.	
	<b>BIS RapidRail® Fixing Rail</b> Pre-galvanized	650 5 X00	WM0 (27 x 18 x 1.20)	-	G 04 05	655/C	2012-03
		650 5 X01	WM1 (30 x 15 x 2.00)	-	G 04 05	655/C	2012-03
		650 5 51X	WM1 (30 x 15 x 2.00)	-	G 04 05	655/C	2012-03
		650 5 X15	WM15 (30 x 30 x 2.00)	-	G 04 05	655/C	2012-03
		650 5 X02	WM2 (30 x 20 x 1.75)	-	G 04 05	655/C	2012-03
		650 5 X30	WM30 (30 x 45 x 2.00)	-	G 04 05	655/C	2012-03
	<b>BIS RapidStrut® Fixing Rail</b> Pre-galvanized	650 5 X24	41 x 21 x 1.5	-	H 04 10	655/C	2012-04
		650 5 X22	41 x 21 x 2.0	-	H 04 10	655/C	2012-04
		650 5 X25	41 x 21 x 2.5	-	H 04 10	655/C	2012-04
		650 5 X44	41 x 41 x 1.5	-	H 04 10	655/C	2012-04
		650 5 X42	41 x 41 x 2.0	-	H 04 10	655/C	2012-04
		650 5 X45	41 x 41 x 2.5	-	H 04 10	655/C	2012-04
	<b>BIS RapidStrut® Fixing Rail</b> BIS UltraProtect® 1000	6501 8 X27	41 x 21 x 2.5	-	H 04 13	655/C	2015-02
		6501 8 X42	41 x 41 x 2.0	-	H 04 13	655/C	2015-02
		6501 8 X47	41 x 41 x 2.5	-	H 04 13	655/C	2015-02
	<b>BIS RapidRail® Stainless Steel</b> Fixing Rail Stainless steel	650 7 002	WM2 (30 x 30 x 2.0)	-	M 20 05	655/C	2012-07
		-	-	-	-	-	-
		-	-	-	-	-	-
	<b>BIS RapidRail® Hammerfix Female</b> Thread Zinc plated	652 0 020	M8	WM1, 2, 15, 30	G 30 55	655/D	2012-11
		652 0 030	M10	WM1, 2, 15, 30	G 30 55	655/D	2012-11
		-	-	-	-	-	-
	<b>BIS RapidRail® Ball Swivel Hangers</b> Zinc plated	652 0 X00	M8	WM1, 2, 15, 30	G 30 60	655/D	2012-11
		652 0 X10	M10	WM1, 2, 15, 30	G 30 60	655/D	2012-11
		-	-	-	-	-	-
	<b>BIS RapidRail® Connector</b> Zinc plated	654 3 001	200 mm	WM1, 2, 15, 30	G 35 35	655/D	2012-08
		-	-	-	-	-	-
		-	-	-	-	-	-
	<b>BIS RapidRail® T-Connector</b> Zinc plated	658 4 090	-	WM1, 2, 15, 30	G 35 45	655/D	2012-08
		-	-	-	-	-	-
		-	-	-	-	-	-
	<b>BIS RapidRail® X-Connector</b> Zinc plated	658 4 091	-	WM1, 2, 15, 30	G 35 45	655/D	2012-08
		-	-	-	-	-	-
		-	-	-	-	-	-
	<b>BIS RapidRail® Connectors 90°</b> Zinc plated	658 4 00X	WM0 - 35	WM1, 2, 15, 30	G 35 05	655/D	2012-09
		658 4 011	WM0 - 35	WM1, 2, 15, 30	G 35 05	655/D	2012-09
		-	-	-	-	-	-
	<b>BIS RapidRail® Connectors 135°</b> Zinc plated	658 4 05X	WM0 - 35	WM1, 2, 15, 30	G 35 10	655/D	2012-09
		658 4 061	WM0 - 35	WM1, 2, 15, 30	G 35 10	655/D	2012-09
		-	-	-	-	-	-
	<b>BIS RapidRail® Cross Connectors</b> Zinc plated	658 4 150	27 x 18	WM0, 1, 15	G 35 50	655/D	2012-10
		658 4 151	30 x 15	WM0, 1, 15	G 35 50	655/D	2012-10
		658 4 152	30 x 20	WM0, 1, 15	G 35 50	655/D	2012-10
	<b>BIS RapidRail® Rail</b> Suspension Bracket Zinc plated	679 3 008	M8	WM1, 2, 15, 30	G 20 40	655/D	2012-09
		-	-	-	-	-	-
		-	-	-	-	-	-

RAL-GZ 655/C: for the max. allowed load (Fa,z) per part number and RAL-certificate we refer to the product page, the loading tables or our webcatalogue on [www.walraven.com](http://www.walraven.com)

RAL-GZ 655/D: for the max. allowed load (Fa,z) per part number and RAL-certificate we refer to the product page or our webcatalogue on [www.walraven.com](http://www.walraven.com)