













Quick reference chart
Sterling Profile 1, 2 and 3

3 compartment

Profile 1	Profile 2	Profile 3
167 x 50mm	167 x 50mm	167 x 50mm



Base unit Pack 4 x 3m		ETB1M	ETB1M	ETB1M
Main compartment cover Pack 8 x 3m		ETL1WH	ETL1WH	ETL1WH
Angled cover Pack 8 x 3m		2 x ETAC1WH	ETAC1WH	-
Square cover Pack 8 x 3m		-	ETSC1WH	2 x ETSC1WH
Couplers Pack 2		ECP1MWH	ECP2MWH	ECP3WH or ECHP3WH
End caps Pack 2		EECP1MWH	EECP2MRHWH EECP2MLHWH	EECP3WH or EECHP3WH
Internal bend Pack 2		EIBP1MWH	EIBP2MWH	EIBP3WH or EIBHP3WH
Internal bend assemblies Pack 1		ELIBD1WH	ELIBD2WH	ELIBD3WH
Internal bend covers only Pack 1		EIBD1WH	EIBD2WH	EIBD3WH
External bends Pack 2		EXBP1MWH	EXBP2MWH	EXBP3WH or EXBHP3WH
Flat angles up or down Pack 1		EFA1MWH or EFA1MBWH	EFA2UWH EFA2DWH	EFA3WH
Flat tees up or down Pack 1		EFT1MWH or EFT1MBWH	EFT2UWH †	EFT3WH

Note: Profile 2 and 3 flat angles and tees are fabricated

† Sterling Profile 2 flat tees
Sterling Profile 2 flat tees use an angled cover for the upwards cover and tee.

PVC-U PERIMETER TRUNKING SYSTEMS