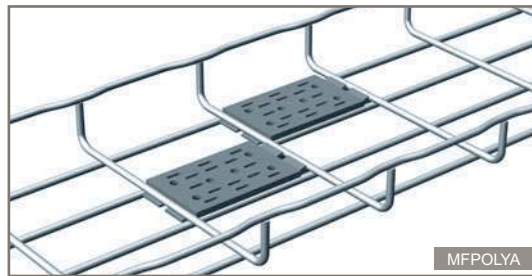

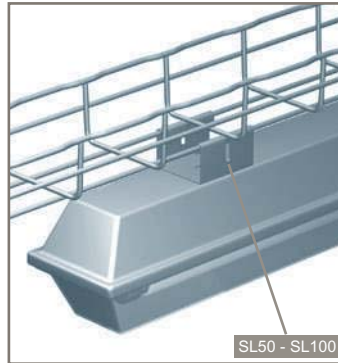
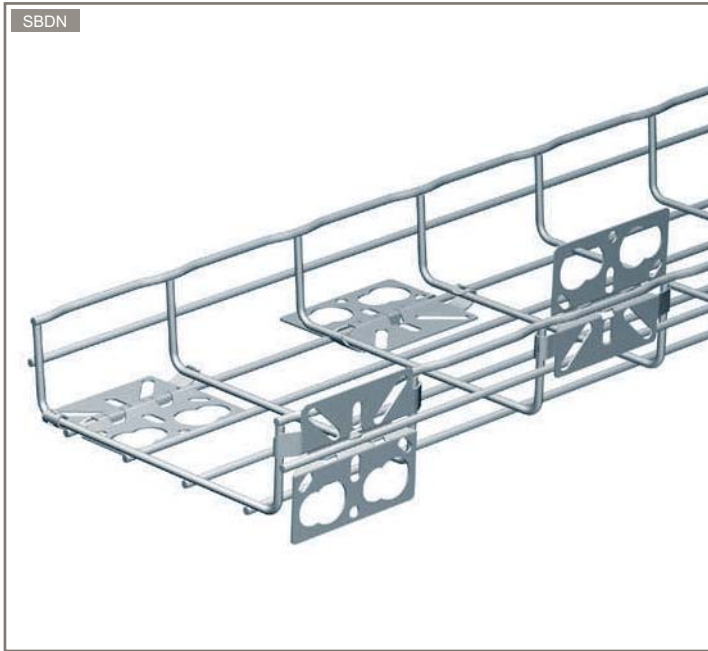


other mounting - take-off plates - SBDN

other mounting - luminaire supports - SL50 – SL100 – MFM – MFPOLYA



Dimensions and technical information p. 104

NOTE : please use Cat. No. when placing your order

Pack	Cat. Nos.	Take-off plates				
1	<table border="1"> <tr> <td>GS</td> <td>ZM</td> </tr> <tr> <td>CM350575</td> <td>CM350576</td> </tr> </table>	GS	ZM	CM350575	CM350576	<p>SBDN – universal conduit take-off plates $\updownarrow 30 \rightarrow 150$ mm $\leftarrow 50 \rightarrow 600$ mm For technical information see p. 104</p>
GS	ZM					
CM350575	CM350576					

Dimensions and technical information p. 105

NOTE : please use Cat. No. when placing your order

Pack	Cat. Nos.	Luminaire supports																							
1	<table border="1"> <tr> <td>GS</td> </tr> <tr> <td>CM585180</td> </tr> </table>	GS	CM585180	<p>SL50 – luminaire support $\updownarrow 30 \rightarrow 54$ $\leftarrow 50$ mm For technical information see p. 105</p> <table border="1"> <tr> <td>H</td> <td>\downarrow</td> <td rowspan="2"></td> </tr> <tr> <td>mm</td> <td>daN</td> </tr> <tr> <td>56</td> <td>150</td> <td></td> </tr> </table>	H	\downarrow		mm	daN	56	150														
GS																									
CM585180																									
H	\downarrow																								
mm	daN																								
56	150																								
1	<table border="1"> <tr> <td>GS</td> </tr> <tr> <td>CM585190</td> </tr> </table>	GS	CM585190	<p>SL100 – luminaire support $\updownarrow 30 \rightarrow 105$ $\leftarrow 100 \rightarrow 600$ mm For technical information see p. 105</p> <table border="1"> <tr> <td>H</td> <td>\downarrow</td> <td rowspan="2"></td> </tr> <tr> <td>mm</td> <td>daN</td> </tr> <tr> <td>43</td> <td>150</td> <td></td> </tr> </table>	H	\downarrow		mm	daN	43	150														
GS																									
CM585190																									
H	\downarrow																								
mm	daN																								
43	150																								
1	<table border="1"> <tr> <td>GS</td> <td>ZM</td> <td>316L</td> </tr> <tr> <td>CM585140</td> <td>CM585143</td> <td>CM585144</td> </tr> <tr> <td>1</td> <td>CM585150</td> <td>CM585153</td> </tr> <tr> <td>1</td> <td></td> <td>-</td> </tr> </table>	GS	ZM	316L	CM585140	CM585143	CM585144	1	CM585150	CM585153	1		-	<p>MFM – multifix base plates $\updownarrow 30 \rightarrow 150$ $\leftarrow 100 \rightarrow 600$ mm For technical information see p. 105</p> <table border="1"> <tr> <td></td> <td>L</td> <td rowspan="2"></td> </tr> <tr> <td></td> <td>mm</td> </tr> <tr> <td>MFM100</td> <td>100</td> <td></td> </tr> <tr> <td>MFM150</td> <td>150</td> <td></td> </tr> </table>		L			mm	MFM100	100		MFM150	150	
GS	ZM	316L																							
CM585140	CM585143	CM585144																							
1	CM585150	CM585153																							
1		-																							
	L																								
	mm																								
MFM100	100																								
MFM150	150																								
20	<table border="1"> <tr> <td>Polyamide</td> </tr> <tr> <td>CM585145</td> </tr> </table>	Polyamide	CM585145	<p>MFPOLYA – multifix base plate $\updownarrow 30 \rightarrow 150$ $\leftarrow 100 \rightarrow 600$ mm For technical information see p. 105</p>																					
Polyamide																									
CM585145																									

Key: **GS** Pre-galvanised **316L** Stainless steel 316 L
ZM Zinc magnesium

For detailed information related to finishes, refer to p. 132-133

All dimensions (mm) are nominal