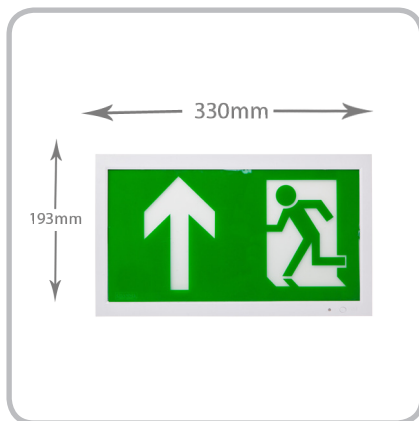
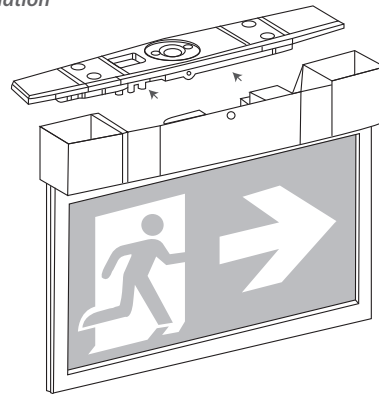


# Camber

## PRODUCT FEATURES

- Light source: LED SMD3528
- Power consumption: 4W
- 50% energy saving over conventional fluorescent
- Self-test versions available
- Comes complete with universal legend pack
- Material: Polycarbonate housing
- IP Rating: IP20
- Maintained switchable and self-test versions available
- Viewing distance: 30m
- Weight: 1.3kg
- Compliance: BS EN 60598-2-22 and other relevant standards
- Comes with legend blank for single siding

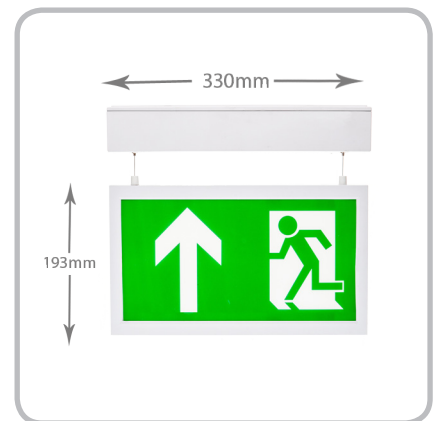
Click fit mounting plate for quick installation



E/CAMBER/WALL - Camber wall fitting



E/CAMBER/SURF - Camber surface fitting



E/CAMBER/HANG - Camber hanging fitting  
Adjustable to 1 metre

PRODUCT CODE	DESCRIPTION
E/CAMBER/WALL	Camber LED wall mounted exit sign 3hr maintained <b>Comes complete with pictogram pack (arrows left/right and up and down)</b>
E/CAMBER/WALL/ST	Camber LED wall mounted exit sign 3hr maintained self-test <b>Comes complete with pictogram pack (arrows left/right and up and down)</b>
E/CAMBER/SURF	Camber LED surface exit sign 3hr maintained <b>Comes complete with pictogram pack (arrows left/right and up and down)</b>
E/CAMBER/SURF/ST	Camber LED surface exit sign 3hr maintained self-test <b>Comes complete with pictogram pack (arrows left/right and up and down)</b>
E/CAMBER/HANG	Camber LED hanging exit sign 3hr maintained <b>Comes complete with pictogram pack (arrows left/right and up and down)</b>
E/CAMBER/HANG/ST	Camber LED hanging exit sign 3hr maintained self-test <b>Comes complete with pictogram pack (arrows left/right and up and down)</b>
REPLACEMENT PARTS	
B/BATT/CAMBER	Battery for Camber