

CHANNEL

SAFETY SYSTEMS

Camber



LED emergency exit signage from Channel Safety Systems

CHANNEL SAFETY SYSTEMS

Petersfield Business Park
Bedford Road
Petersfield
Hampshire
GU32 3QA

t: 0845 884 7000

f: 0845 884 6000

e: sales@channelsafety.co.uk

w: www.channelsafety.co.uk

INSTRUCTION MANUAL

CAMBER LED EXIT SIGN

Instructions for Self Test option

Install LED exit sign according to installation instruction sheet

Once the unit is powered up it will automatically initiate a self-test and diagnostics as follows:





- **Every 4 seconds: Checks for battery disconnection, charger board fault, lamp failure and transformer failure**
- **Every month: Performs a 3 minute duration test**
- **Every year: Performs a 3 hour duration test**

All test functions are factory preset and do not need field adjustment

Dual colour indicator LED status meanings

 **Green** **Solid on - Normal operation**
Flashing - Testing

 **Red** **Requires service**

	One flash, 4 second pause	Battery not connected
	Two flashes, 4 second pause	Battery short or low battery voltage
	Three flashes, 4 second pause	Charger board fault
	Four flashes, 4 second pause	Transformer fault

NOTE: After repairing a service fault, press and hold the test button for 2 seconds to reset the flashing indicator light to green.

MANUAL TESTING	
Press test button once	30 second duration test
Press test button twice within 2 seconds	3 minute duration test
Press test button three times within 2 seconds	30 minutes duration test
Press test button four times within 2 seconds	3 hours duration test

CHANNEL SAFETY SYSTEMS

Petersfield Business Park
Bedford Road
Petersfield
Hampshire
GU32 3QA

t: 0845 884 7000

f: 0845 884 6000

e: sales@channelsafety.co.uk

w: www.channelsafety.co.uk