



Metallic conduit systems

Type F & C - Adaptasteel

Type F - Adaptasteel


Straight fitting - Fixed internal female thread / Materials: Nickel plated brass


	Part no.	Nominal conduit size (mm)	Metric thread
	S20/M20/F	20	M20
	S25/M25/F	25	M25
	S32/M32/F	32	M32
For attaching to external threads & other fitting			

Approvals	IP rating	Appropriate conduit	Temperature range
	For use with: Type S / SS		Static applications: -50°C to +300°C
	IP40	Yes	Moving applications: -45°C to +250°C
	IP65	N/A	
	IP66	N/A	
	IP67	N/A	
	IP68	N/A	
	IP69	N/A	

Type C - Adaptasteel

Smooth entry bush / Materials: Nickel plated brass

	Part no.	Nominal conduit size (mm)	Hole size (mm)
	S10/9/C	10	9
	S12/12/C	12	12
	S16/16/C	16	16
	S20/20/C	20	20
	S25/25/C	25	25
	S32/32/C	32	32
	S40/40/C	40	40
	S50/51/C	50	51
	S63/61/C	63	61
	S75/75/C	75	75
For locking conduit into plain holes in enclosures			

Approvals	IP rating	Appropriate conduit	Temperature range
	For use with: Type S / SS		Static applications: -50°C to +300°C
	IP40	Yes	Moving applications: -45°C to +250°C
	IP65	N/A	
	IP66	N/A	
	IP67	N/A	
	IP68	N/A	
	IP69	N/A	