


Moulded White

| Cat No. | | Description | Inner Carton | Outer Carton |
|-----------------------------|-------------|---------------------------------|--------------|--------------|
| 45 Amp Cooker Outlet | | | | |
| Round Edge | Square Edge | | | |
| 879 | 979 | Flex outlet plate, bottom entry | 10 | 100 |




- Terminal capacity outlet 2 x 10mm²
- Cable entries in bottom edge
- Manufactured to BS 5733

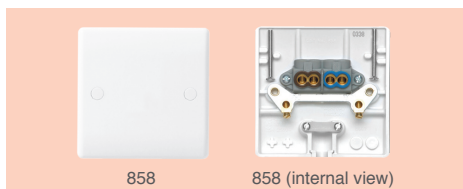
| | | | | |
|------------------------------------|-------------|--|----|-----|
| 45 Amp Double Pole Switches | | | | |
| Round Edge | Square Edge | | | |
| 870 | 970 | Cooker control unit with 13A socket & indicators | 5 | 50 |
| 871 | 971 | Cooker control unit with 13A socket | 5 | 50 |
| 872 | 972 | Large plate, with indicator | 5 | 50 |
| 873 | 973 | Large plate | 5 | 50 |
| 874 | 974 | Single plate, with indicator | 10 | 100 |
| 875 | 975 | Single plate | 10 | 100 |

- Cooker Control Units manufactured to BS4177
- Double Pole Switches to BS EN 60669-1
- Minimum mounting box depth 47mm
- L & N terminal capacity 4 x 4.0mm², 3 x 6.0mm² & 1 x 16.0mm²

- E terminal capacity 3 x 4.00mm², 3 x 6.0mm² & 1 x 6.0mm²
- 10mm spacer available to provide additional wiring space (817 - Sq, 818 - Rect)



| | | | | |
|---------------------------------|-------------|--------------|----|-----|
| 25 Amp Flex Outlet Plate | | | | |
| Round Edge | Square Edge | | | |
| 858 | 954 (20A) | Bottom entry | 10 | 100 |



- Cable entry at lower edge, with removable reducer, and reversible cord-grip
- Terminal capacity 3 x 2.5mm² & 1 x 4.0mm²
- Minimum mounting box depth 25mm
- Manufactured to BS 5733