

# LIMITLESS DESIGN OPTIONS FOR BESPOKE CONFIGURATIONS

Our new range of extension boxes allow engineers to customise their design to meet the requirements of larger distribution networks with an ingress protection rating of IP2XC. Designed to simply bolt on to the top and bottom of Lewden TPN boards, they provide greater cabling space and can be used to increase the number of circuits that are protected. Multiple extension boxes can be utilised simultaneously to accommodate meters, time clocks, contactors, terminals etc.



E-TPN LW Board with TPN-MKSI metering panel



E-TPN LW Board with SRG3V1G surge protector installed in TPN-EXT19 19 module extension box



E-TPN LW Board with TPN-JB125 Joining Box & QFS-MC32ENC 32 Module Extension Box



E-TPN LW Board utilized with joining & cabling box

# TP&N DISTRIBUTION BOARDS - TYPE B







PART NUMBERS	DESCRIPTION	OUTGOING WAYS	DRAWING REFERENCE
E-TPN04LW	4 way, 125A, Type B, without incomer	4 x TP / 12 x SP	MODULE 4
E-TPN08LW	8 way, 125A, Type B, without incomer	8 x TP / 24 x SP	MODULE 8
E-TPN12LW	12 way, 125A, Type B, without incomer	12 x TP / 36 x SP	MODULE 12
E-TPN16LW	16 way, 125A, Type B, without incomer	16 x TP / 48 x SP	MODULE 16

The board is supplied complete with mounting brackets to suit 100/125A main switch and 10kA circuit protection devices. For other devices, mounting accessory kits will be required.


## Technical Data

Busbar Rating	Rated Operational Voltage Ue	IP Rating	Rated Conditional Short Circuit Current ICC:	Standards
200A	230V/400V 50Hz	IP2XC	16kA RMS (backed up by a 125A fuse)	BS EN 61439-3

## EXTENSION BOXES New

	PART NUMBERS	DESCRIPTION	DRAWING REFERENCE
	TPN-EXT19	19 Module Extension Box with key lockable door and DIN Rail	MODULE 19
	QFS-MC32ENC	32 Module Extension Box (to be used in conjunction with TPN-JB125)	MODULE 32
	TPN-EXTCB	Cable Extension Box with screw on cover and internal equipment mounting plate	EXTENSION
	TPN-JB125	Joining box	JOINING

## METERING KIT New

	PART NUMBERS	DESCRIPTION	DRAWING REFERENCE
	TPN-MKSI	Multi-function Metering Panel	MODULE 19

### METER KIT INFORMATION (TPN-MSKI)

Easy to read backlit LCD screen • Suitable for single or 3 phase four wire networks • Built in pulsed output and RS485 modbus communication • 3ph 140-460VAC / 1ph 80-265V measured voltage • CT ratio 160A / 330mV with RJ45 connection cable • Wide range of measured parameters: - Voltage L-N L-L - Current per phase - Power factor - Frequency - Active and reactive power - Max demand