

Split Load

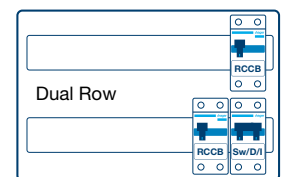
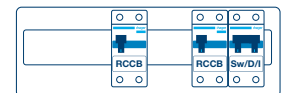
Characteristics:

- Metal split load and configurable consumer units, single row from 6 to 16 and dual row from 4+6 to 18+20 outgoing ways.
- All consumer units contain rear cable entry. Boards with knockouts have top & bottom knockouts. A meter tail cable entry plate (**VM04CE**) is provided as standard - see page 4.25 for knockout sizes.
- Supplied with Type A RCCBs, a full metal DIN rail, 100A switch disconnecter incomer, 2 100A RCCBs and a full complement of earth and neutral terminals along with marking labels, busbar, instructions, rear cable protector plate and meter tail clamp.
- Conforms to BS EN 61439-3 Including Annex ZB (16kA rating).
- For accessories see page 4.19, for dimensions see page 4.25, refer to board sizes below.



VM955H

Description	Size	Cat ref.	Cat ref. With Knockouts
10 Way Split Load 5+5 100A Switch 2x 100A 30mA RCCB	5	VM955H *	VM955HK *
12 Way Split Load 6+6 100A Switch 2x 100A 30mA RCCB	6	VM966H *	VM966HK *
4+6 Way Dual Row 100A Switch 2x 100A 30mA RCCB	3 (2)	VM946H *	VM946HK *
8+10 Way Dual Row 100A Switch 2x 100A 30mA RCCB	4 (2)	VM90810H *	VM90810HK *
12+14 Way Dual Row 100A Switch 2x 100A 30mA RCCB	5 (2)	VM91214H *	VM91214HK *
18+20 Way Dual Row 100A Switch 2x 100A 30mA RCCB	7 (2)	VM91820H *	VM91820HK *



Configurable

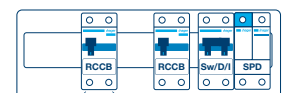
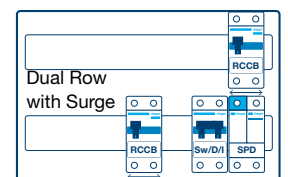
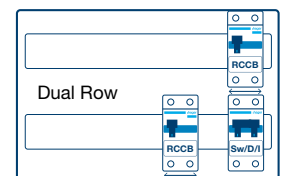
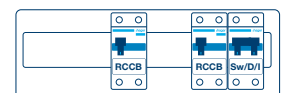
Characteristics:

- Metal split load and configurable consumer units with ability to protect selected circuits with RCBOs and the remainder of circuits split across two RCCBs. Single row from 10 to 16 and dual row from 8+10 to 18+20 outgoing ways.
- All consumer units contain rear cable entry. Boards with knockouts have top & bottom knockouts. A meter tail cable entry plate (**VM04CE**) is provided as standard - see page 4.25 for knockout sizes.
- Supplied with Type A RCCBs, a full metal DIN rail, 100A switch disconnecter incomer, 2 100A RCCBs and a full complement of earth and neutral terminals along with marking labels, busbar, instructions, rear cable protector plate and meter tail clamp.
- References ending in **SPD** come with a Type 2 SPD fitted.
- Conforms to BS EN 61439-3 Including Annex ZB (16kA rating).
- For accessories see page 4.19, for dimensions see page 4.25, refer to board sizes below.



VM916CU

Description	Size	Cat ref.	Cat ref. With Knockouts
10 Way High Integrity 100A Switch 2x 100A 30mA RCCB	5	VM910CU *	VM910CUK *
12 Way High Integrity 100A Switch 2x 100A 30mA RCCB	6	VM912CU *	VM912CUK *
16 Way High Integrity 100A Switch 2x 100A 30mA RCCB	7	VM916CU *	VM916CUK *
8 Way High Integrity 100A Switch 2x 100A 30mA RCCB with Factory Fitted Surge Protection	5	VM908CUSPD *	VM908CUKSPD *
10 Way High Integrity 100A Switch 2x 100A 30mA RCCB with Factory Fitted Surge Protection	6	VM910CUSPD *	VM910CUKSPD *
14 Way High Integrity 100A Switch 2x 100A 30mA RCCB with Factory Fitted Surge Protection	7	VM914CUSPD *	VM914CUKSPD *
8+10 Way Dual Row High Integrity 100A Switch 2x 100A	4(2)	VM90810CU *	VM90810CUK *
12+14 Way Dual Row High Integrity 100A Switch 2x 100A	5(2)	VM91214CU *	VM91214CUK *
18+20 Way Dual Row High Integrity 100A Switch 2x 100A	7(2)	VM91820CU *	VM91820CUK *
6+10 Way Dual Row High Integrity 100A Switch 2x 100A 30mA RCCB with Factory Fitted Surge Protection	4(2)	VM90610CUSPD *	VM90610CUKSPD *
10+14 Way Dual Row High Integrity 100A Switch 2x 100A 30mA RCCB with Factory Fitted Surge Protection	5(2)	VM91014CUSPD *	VM91014CUKSPD *
15+20 Way Dual Row High Integrity 100A Switch 2x 100A 30mA RCCB with Factory Fitted Surge Protection	7(2)	VM91620CUSPD *	VM916CUKSPD *
12 Way Configurable, 100A Switch 1x 100A 30mA RCCB (Remaining Ways for RCBOs)	5	VM512AC *	VM512ACK *
18 Way Configurable, 100A Switch 1x 100A 30mA RCCB (Remaining Ways for RCBOs)	7	VM518AC *	VM518ACK *



with Surge