




VML106



Switch Disconnecter Incomer


Characteristics:

- Metal switch disconnecter incomer consumer units, single row from 2 to 6 outgoing ways.
- All Design 10 consumer units contain top, bottom & rear knockouts and a meter tail cable entry plate (**VM04CE**) as standard- see page 4.25 for knockout sizes.
- Supplied with a full metal DIN rail, 40A & 63A switch disconnecter incomer and a full complement of earth and neutral terminals along with marking labels, busbar and instructions.
- Recommended for use with TT systems when utilising RCBO on outgoing circuits.
- We also recommend the use of cable clamp (**VA10MT**) for use on TT systems, available as an accessory.
- Conforms to BS EN 61439-3 Including Annex ZB (16kA rating).
- For accessories see page 4.19, for dimensions see page 4.25, refer to board sizes below.

Description	Size	Cat ref.
2 Way 63A Switch Disconnecter Incomer	2	VML202
6 Way 63A Switch Disconnecter Incomer	3	VML206



VML410AH



RCCB Incomer

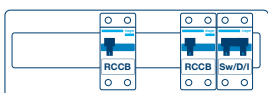
Characteristics:

- Metal RCCB incomer consumer units, single row from 2 to 14 and dual row 6+6 outgoing ways.
- All Design 10 consumer units contain top, bottom & rear knockouts and a meter tail cable entry plate (**VM04CE**) as standard- see page 4.25 for knockout sizes.
- Supplied with Type A RCCBs, a full metal DIN rail, 40A, 63A or 100A 30mA RCCB incomer and a full complement of earth and neutral terminals along with marking labels, busbar and instructions.
- Conforms to BS EN 61439-3 Including Annex ZB (16kA rating).
- For accessories see page 4.19, for dimensions see page 4.25, refer to board sizes below.

Description	Size	Cat ref.
2 Way 40A 30mA Type A RCCB Incomer	2	VML402AH ★
6 Way 63A 30mA Type A RCCB Incomer	3	VML406AH ★
10 Way 63A 30mA Type A RCCB Incomer	4	VML410AH ★



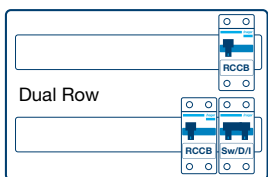
VML633H



Split Load

Characteristics:

- Metal split load and configurable consumer units, single row from 6 to 16 and dual row from 4+6 to 18+20 outgoing ways.
- All Design 10 consumer units contain top, bottom & rear knockouts and a meter tail cable entry plate (**VM04CE**) as standard- see page 4.25 for knockout sizes.
- Supplied with a full metal DIN rail, 100A switch disconnecter incomer and 2 Type A RCCBs and a full complement of earth and neutral terminals along with marking labels, busbar and instructions.
- Conforms to BS EN 61439-3 Including Annex ZB (16kA rating).
- For accessories see page 4.19, for dimensions see page 4.25.



Description	Size	Cat ref.
6 Way 3+3 63A Sw 2*63A 30mA Type A RCCB	4	VML633H ★
10 Way 5+5 63A Sw 2*63A 30mA Type A RCCB	5	VML655H ★
12 Way 6+6 63A Sw 2*63A 30mA Type A RCCB	6	VML666H ★
4+6 Way Dual Row 63A Sw 2*63A 30mA RCCB	3(2)	VML646H ★
8+10 Way Dual Row 63A Sw 2*63A 30mA RCCB	4(2)	VML60810H ★
12+14 Way Dual Row 63A Sw 2*63A 30mA RCCB	5(2)	VML61214H ★
18+20 Way Dual Row 63A Sw 2*63A 30mA RCCB	7(2)	VML61820H ★