

TP&N DISTRIBUTION BOARDS - TYPE B







PART NUMBERS	DESCRIPTION	OUTGOING WAYS	DRAWING REFERENCE
E-TPN04LW	4 way, 125A, Type B, without incomer	4 x TP / 12 x SP	MODULE 4
E-TPN08LW	8 way, 125A, Type B, without incomer	8 x TP / 24 x SP	MODULE 8
E-TPN12LW	12 way, 125A, Type B, without incomer	12 x TP / 36 x SP	MODULE 12
E-TPN16LW	16 way, 125A, Type B, without incomer	16 x TP / 48 x SP	MODULE 16

The board is supplied complete with mounting brackets to suit 100/125A main switch and 10kA circuit protection devices. For other devices, mounting accessory kits will be required.


Technical Data

Busbar Rating	Rated Operational Voltage Ue	IP Rating	Rated Conditional Short Circuit Current ICC:	Standards
200A	230V/400V 50Hz	IP2XC	16kA RMS (backed up by a 125A fuse)	BS EN 61439-3

EXTENSION BOXES New

	PART NUMBERS	DESCRIPTION	DRAWING REFERENCE
	TPN-EXT19	19 Module Extension Box with key lockable door and DIN Rail	MODULE 19
	QFS-MC32ENC	32 Module Extension Box (to be used in conjunction with TPN-JB125)	MODULE 32
	TPN-EXTCB	Cable Extension Box with screw on cover and internal equipment mounting plate	EXTENSION
	TPN-JB125	Joining box	JOINING

METERING KIT New

	PART NUMBERS	DESCRIPTION	DRAWING REFERENCE
	TPN-MKSI	Multi-function Metering Panel	MODULE 19

METER KIT INFORMATION (TPN-MSKI)

Easy to read backlit LCD screen • Suitable for single or 3 phase four wire networks • Built in pulsed output and RS485 modbus communication • 3ph 140-460VAC / 1ph 80-265V measured voltage • CT ratio 160A / 330mV with RJ45 connection cable • Wide range of measured parameters: - Voltage L-N L-L - Current per phase - Power factor - Frequency - Active and reactive power - Max demand

SURGE PROTECTION New

Suitable for use with TN-S / TT network systems



PART NUMBERS	DESCRIPTION
SRG1V1G	2 Module, Type 2 for TP&N Single Phase (TT/TN-S)

For use when the TPN board is arranged for single phase 230VAC incoming supply. When installed within an E-TPN LW board it must be used in conjunction with part no. E10-1C32 (MCB).



PART NUMBERS	DESCRIPTION
SRG3V1G	4 Module, Type 2 for TP&N Three Phase (TT/TN-S)

For use when the TPN board is arranged for three phase 400VAC incoming supply. When installed within an E-TPN LW board it must be used in conjunction with part no. E10-3C32 (MCB).

Technical Data

Type	Rated Operational Voltage (Ue)	Nominal discharge current (In)(80/20)	Operating Temperature	Terminal Capacity	Standards
2	230V/400V	20kA (L/N) 20kA (N/PE)	-40° to 80°C	10-35mm ²	EN61643-11

ACCESSORIES

TPN 6kA MCB/RCBO Mounting Kit New

Enables the use of 6kA circuit breakers within the TPN board



PART NUMBERS	DESCRIPTION
E-TPNZB04	FOR USE WITH 4 WAY TP&N BOARD (E-TPN04LW)
E-TPNZB08	FOR USE WITH 8 WAY TP&N BOARD (E-TPN08LW)
E-TPNZB12	FOR USE WITH 12 WAY TP&N BOARD (E-TPN12LW)
E-TPNZB16	FOR USE WITH 16 WAY TP&N BOARD (E-TPN16LW)

Note that the TPN board can be set up for either 10kA or 6kA devices according to the short circuit rating of the electrical supplier network. 10kA and 6kA circuit protection devices cannot be mixed.