


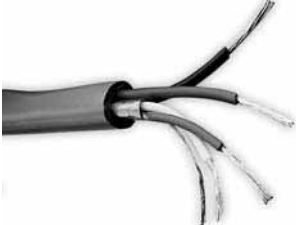



Accessories	Product	Model
	<p>Lockable Covers</p> <p>Single-gang Two-gang Three-gang Four-gang</p> <ul style="list-style-type: none"> Prevents tampering with GRAFIK Eye control units or wallstations Permits infrared operation Translucent smoked grey Cover slides left or right 	<p>GRX-1GLC GRX-2GLC GRX-3GLC GRX-4GLC</p>
	<p>Replacement Covers</p> <p>Two-gang (AU models only) Three-gang (AU models only) Four-gang (Both AU and CE models)</p> <ul style="list-style-type: none"> See section 1.3 or section 1.4 for cover options and base colours. For 230 V applications, all GRAFIK Eye 3000 Series control units are four-gang 	<p>GRX-2GRC- GRX-3GRC- GRX-4GRC-</p>
	<p>External Power Supplies</p> <p>UK plug style European plug style</p>	<p>TU240-15DC-9-BL TE240-15DC-9-BL</p>
	<p>GRAFIK Eye 3000 Low Voltage Cable^{1,2}</p> <p>150 m (500') spool</p> <ul style="list-style-type: none"> Four PELV (Class 2) conductors: (2) 1.0 mm² (#18 AWG) for power wires; plus (1) twisted, shielded 1.00 mm² (#22 AWG) pair for control wires 	<p>GRX-CBL-346S-500 (non-plenum) GRX-PCBL-346S-500 (plenum)</p>
	<p>GRAFIK Eye 4000, Centralised Lighting Control System^{1,3}</p> <p>75 m (250') spool</p> <p>150 m (500') spool</p> <ul style="list-style-type: none"> Five PELV (Class 2) conductors: (2) 2.5 mm² (#12 AWG) for power wires; (1) twisted, shielded 1.00 mm² (#22 AWG) pair for control wires; plus (1) 1.00 mm² (#18 AWG) wire for the emergency sense line 	<p>GRX-CBL-46L-250 (non-plenum) GRX-PCBL-46L-250 (plenum) GRX-CBL-46L-500 (non-plenum) GRX-PCBL-46L-500 (plenum)</p>
<p>Footnotes, pg. 2.13.1</p> <p>1 For information on cable size and distance, see "Application Note W14" on http://www.lutron.com/onespec/cutsheets/appnotes/grx/grxwire.pdf.</p> <p>2 See the application note on pg. 2.16.3 for more information.</p> <p>3 See the application note on pg. 2.16.4 for more information.</p>		