

IPX4 WHITE FLUSH MOUNTED 360° INTERNAL PIR DETECTOR

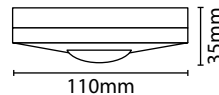
- Time on adjustable: 10 sec - 15 min
- Polycarbonate construction
- Adjustable lux level
- 4.5 metre detection zone
- 360° detection area
- Max 2000W incandescent / 500W fluorescent load capacity
- Max 250W LED load capacity (no more than ten lights)
- Recessed spring clip flush fixing: unobtrusive when installed
- Hole cut out size: 63mm
- M.O.M: 1 / O.P.Q: 4

Code
PIRFM360



IP20 WHITE STAND ALONE INTERNAL 360° PIR SENSOR

- 1600W incandescent, 500W fluorescent load capacity
- Max. 200W LED load capacity (no more than eight lights)
- Adjustable lux level
- Time on adjustable: 10 sec - 15 min
- 4.5 metre radius range
- 360° detection zone
- M.O.M: 1 / O.P.Q: 50



Code
SA360PIR

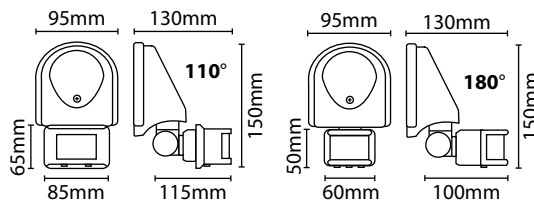


IP44 EXTERNAL PIR DETECTORS

- ABS construction
- Vertically & horizontally adjustable detector
- 1000W incandescent / 300W fluorescent maximum load capacity
- Maximum 200W LED load capacity (no more than eight lights)
- Time on adjustable: 5 sec - 5 min
- Adjustable lux level • 12 metre range
- M.O.M: 1 / O.P.Q: 30




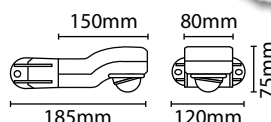
Code	Version	Colour
PIR110BK	110° PIR	Black
PIR110WH		White
PIR180BK	180° PIR	Black
PIR180WH		White



IP44 EXTERNAL 360° PIR DETECTOR

- ABS construction
- Vertically & horizontally adjustable PIR head
- Bracket included for optional corner mounting: versatile installation options to suit a wide range of requirements
- 1000W incandescent lamp / 300W fluorescent maximum load capacity
- Maximum 150W LED load capacity (no more than eight lights)
- Time on adjustable: 5 sec - 5 min • Adjustable lux level
- 12 metre detection area • 360° detection zone
- M.O.M: 1 / O.P.Q: 20

Code
EX360PIRWH



Optional corner bracket included

Vertically & horizontally adjustable PIR head