

# Hamilton<sup>®</sup> Technical Specification

## TELEVISION COAXIAL AND DATA SOCKETS

### CATEGORY:

#### TV/DATA/TELEPHONE SOCKETS AND FLOOR SOCKETS

##### Technical Insert Ref: Description:

TV	1 gang Non-Isolated Television 1 In/1 Out
TV2	2 gang Non-Isolated Television 2 In/2 Out
TVFM	Isolated TV/FM Diplexer 1 In/2 Out
TVI	1 gang Isolated Television 1 In/1 Out
TVSAT	2 gang Non-Isolated TV + Satellite 2 In/2 Out
SATN	1 gang Non-Isolated Satellite
SATI	1 gang Isolated Satellite
J12	1 gang RJ12 Outlet Unshielded
2J12	2 gang RJ12 Outlet Unshielded
J45	1 gang RJ45 CAT 5E Outlet Unshielded
2J45	2 gang RJ45 CAT 5E Outlet Unshielded
TCS	1 gang Telephone Slave
TCM	1 gang Telephone Master

#### EUROFIX TV/DATA/TELEPHONE SOCKET MODULES

##### Technical Insert Ref: Description:

MOD-TV	1 gang Non-Isolated TV 1 In/1 Out
MOD-TV1	1 gang Isolated TV 1 In/1 Out
MOD-TVFM	Isolated TV/FM Diplexer 1 In/2 Out
MOD-SATI	1 gang Isolated Satellite
MOD-SATN	1 gang Non-Isolated Satellite
MOD-J12	1 gang RJ12 Outlet Unshielded
MOD-J45-C5	1 gang RJ45 CAT 5E Outlet Unshielded
MOD-J45-C6	1 gang RJ45 CAT 6 Outlet Unshielded
MOD-J45-C6S	1 gang RJ45 CAT 6S Outlet Shielded
MOD-TCS	1 gang Telephone Slave
MOD-TCM	1 gang Telephone Master

**MOD-CAT6A and MOD-CAT7 are available on request**

### TECHNICAL SPECIFICATION:

<b>IP Rating:</b>	IP2XD
<b>Product Class 1:</b>	Face plate must be earthed (ref BS7671 415.2.1)
<b>Ambient Operating Temperature:</b>	-5 to +40 C
<b>Location:</b>	Internal Use Only
<b>Max Installation Altitude:</b>	2000m

**Note:** Mains operated and extra low voltage products must not be installed in the same face plate aperture. When installing within the same back box a suitable barrier MUST be used to separate the two voltages. See BS 7671 Wiring regulations for further details.

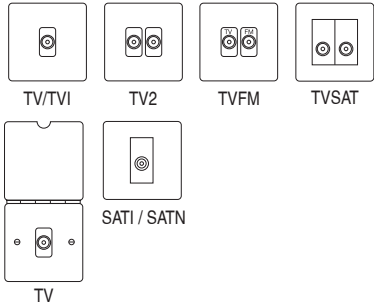
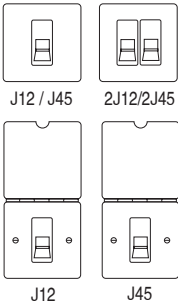
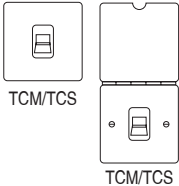
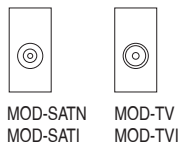


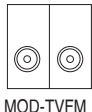
**Note for SATI only:** Isolated F-type satellite outlet, where a DC signal back to the LNB unit on the satellite dish is not required.

Standard Hamilton manufactured electrical accessories are designed to be mounted on BS4662:2006 flush wall boxes.

### TERMINAL CAPACITY:

	1mm <sup>2</sup>	1.5mm <sup>2</sup>	2.5mm <sup>2</sup>	4mm <sup>2</sup> Multi-Strand	6mm <sup>2</sup>
Earth Terminal Capacity	5	4	3	1	1

#### Fixing Centres:

	TELEVISION COAXIAL	DATA OUTLETS	TELEPHONE SOCKET
60.3mm	 <p>TV/TVI    TV2    TVFM    TVSAT</p> <p>SATI / SATN</p> <p>TV</p>	 <p>J12 / J45    2J12/2J45</p> <p>J12    J45</p>	 <p>TCM/TCS</p> <p>TCM/TCS</p>
Fits one Euro1 aperture	 <p>MOD-SATN    MOD-TV MOD-SATI    MOD-TV1</p>	 <p>MOD-J12    MOD-J45-C6 MOD-J45-C5    MOD-J45-C6S</p>	 <p>MOD-TCM MOD-TCS</p>
Fits one Euro2 aperture	 <p>MOD-TVFM</p>		