

## Data Trunking System

### Standards and approvals

The Prestige 3D Compact System is manufactured in accordance with the requirements of BS EN 50085-1:2005 and BS 4662: 2006. Copies of test certificates are available upon request. The system complies with all the relevant requirements of BS 7671: 2008. MK has been awarded ISO 9002 accreditation.

### Features

- Unique 'open box' mounting frames combined with divider knockouts to provide unhindered tool-free cable entry
- Patented Cat 5e, 6 and 7 compliant Data Sweep, with no loss of capacity and without the need for bulbous, protruding corner covers
- Cat 5e, 6 and 7 compliant moulded flexible Internal and External Corners, moulded Flat Angles and Tees
- Divider Knockouts, making wiring easier and faster with no drilling or cutting
- Patented two stage Hinge Lids enables cables to be supported by the trunking cover during installation, and makes retro-installation of additional cables more simple
- Pre-punched bases
- Attractive easy to fit single piece covers for flat angle and flat tee
- Curved outer covers that complement MK Logic Plus accessories
- All extrusions manufactured from 90% recycled material\*



### Description

Prestige 3D Compact satisfies the growing data demands in more confined locations. Prestige 3D Compact has a smaller footprint than Prestige Plus and Prestige 3D and is rich in features, offering installation benefits and improved data cable management. The new concept uses the full trunking depth with a sliding open box (frame) principal to ease power and data connections. Prestige 3D Compact trunking is capable of being installed to Cat 5e, 6 and 7 data cable installation requirements, and the depth is more conducive to data accessories.

The centre compartment is intended for accessory mounting only. Power and data cables are to be run in the outer compartments.

### Technical specification

#### CE marking

All relevant MK products in this brochure are CE marked, confirmation that they meet the EMC and LV directives.

#### Manufacture

All trunking components are manufactured from PVCu.

#### Appearance

Prestige 3D Compact is manufactured in white. The trunking surface can be painted, if required, after installation.

#### Performance

Impact	Medium
Minimum Storage Temperature	-25°C
Minimum Installation Temperature	-5°C
Maximum Application Temperature	+60°C

#### Fire performance

The PVCu materials used in the manufacture of MK products are non-flame propagating in accordance with BS EN 50085-1: 2005.

Extrusion material has achieved classification 1Y in accordance with BS 476-7: 1997. Moulding material has achieved 650°C glow wire rating in accordance with BS EN 60695-2-11: 2001.

#### Thermal properties

Prestige 3D Compact trunking is designed to accommodate local thermal expansion. Fitting instructions explain the procedure required to deal with the differential movement at the interface with the building fabric.

Linear Expansion: 4mm over every 3000mm with a temperature rise of 25°C.

#### Chemical resistance

The PVCu materials used are non-corrosive and not affected by seawater. It has excellent resistance to mineral acids, alkalis and detergents, good resistance to alcohols, but is liable to attack from solvents such as ketones, aromatics and hydrocarbons.

#### Electrical

Prestige 3D Compact trunking is non-conductive.

Dielectric strength	40 kV/mm in DBP 17 kV/mm in tx oil
Resistivity	1014 Ωcm

#### Biological

Prestige 3D Compact trunking is resistant to vermin and termites.

#### Workability

Prestige 3D Compact trunking is lightweight and can readily be cut and drilled to suit installation needs with hand tools.

#### Durability

Prestige 3D Compact trunking is stable and will maintain its performance characteristics in accordance with the terms and conditions described above.

#### Maintenance

Clip-on covers with optional screw fix and interchangeable accessories provide continuous accessibility for rewiring, extensions and modifications to an installation. Covers and accessories can be cleaned with a damp cloth and household detergent. The surface can be decorated with commercial paints if required.

\* Based on 2008 consumption

## Data Trunking System

### Dimensions (mm)

#### Profiles

Compartment CSA mm<sup>2</sup>

1 = 742

2 = 1431

\*(X) = 3035

#### Assembly

Dado = 1.20 Kg/m

Extended Dado = 1.35 Kg/m

#### Wall Thickness

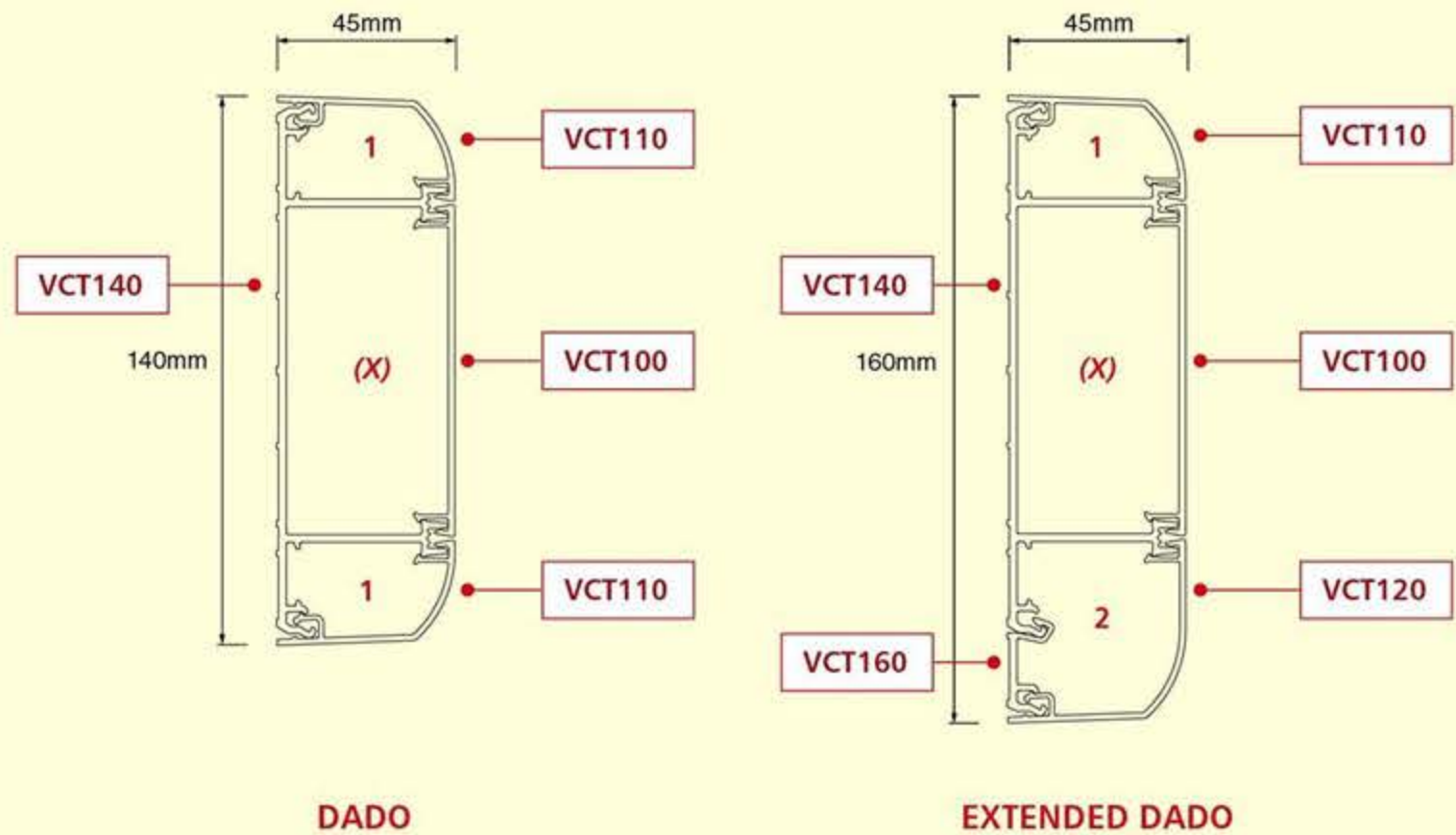
VCT100 = 1.7mm

VCT110 = 1.7mm

VCT120 = 1.7mm

VCT140 = 2.0mm

VCT160 = 2.0mm



DADO

EXTENDED DADO

CABLE CAPACITY								
Type of conductor	Size	Cable factor	Compartment 1		Compartment 2		Compartment (X)	
			Full Term CSA (mm <sup>2</sup> )					
			742		1431		3035	
			Term at 45% fill (mm <sup>2</sup> )					
Power cables			Number of cables at 45% fill					
PVC stranded	1.5mm <sup>2</sup>	8.6	38		74		158	
	2.5mm <sup>2</sup>	12.6	26		51		108	
	4mm <sup>2</sup>	16.6	20		38		82	
	6mm <sup>2</sup>	21.2	15		30		64	
Data cables			Number of cables at 45% fill (a) and full capacity (b)					
			a	b	a	b	a	b
Cat 5E UTP	5.5mm dia.	30.2	11	24	21	47	45	100
Cat 5E STP	6.0mm dia.	36.0	9	20	17	39	37	84
Cat 6 UTP	6.5mm dia.	42.2	7	17	15	33	32	71
Cat 6 STP	7.0mm dia.	49.0	6	15	13	29	27	61
Cat 7	8.0mm dia.	64.0	5	11	10	22	21	47

\* Compartment (X) dimensions and capacity are given as guide only for instances where trunking is used for cable routing e.g. vertical drops/risers.

## Data Trunking System

### Component selection guide

Profile	End Cap
140mm	VCT143WHI
160mm	VCT163WHI

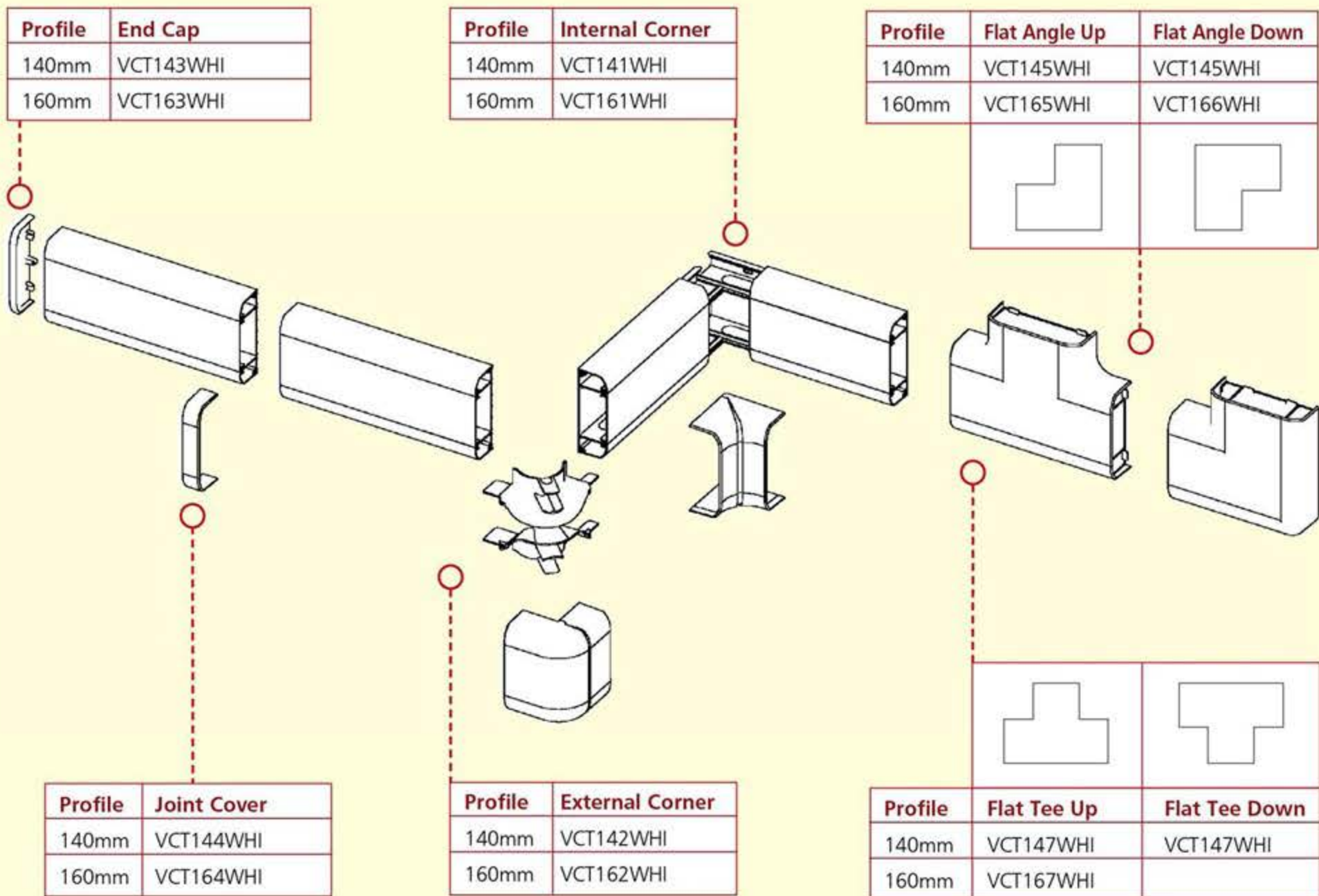
Profile	Internal Corner
140mm	VCT141WHI
160mm	VCT161WHI

Profile	Flat Angle Up	Flat Angle Down
140mm	VCT145WHI	VCT145WHI
160mm	VCT165WHI	VCT166WHI

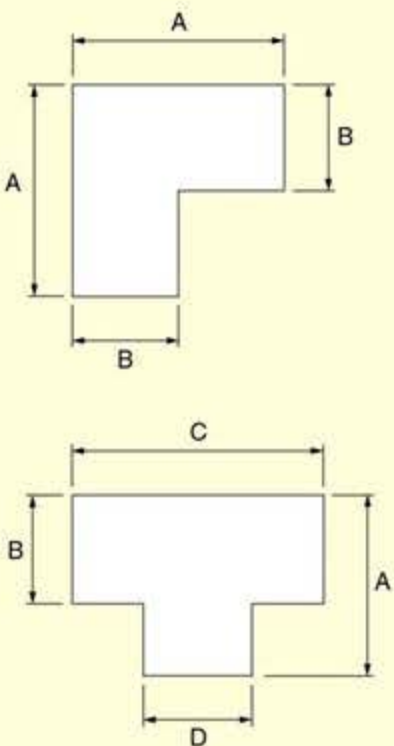
Profile	Joint Cover
140mm	VCT144WHI
160mm	VCT164WHI

Profile	External Corner
140mm	VCT142WHI
160mm	VCT162WHI

Profile	Flat Tee Up	Flat Tee Down
140mm	VCT147WHI	VCT147WHI
160mm	VCT167WHI	



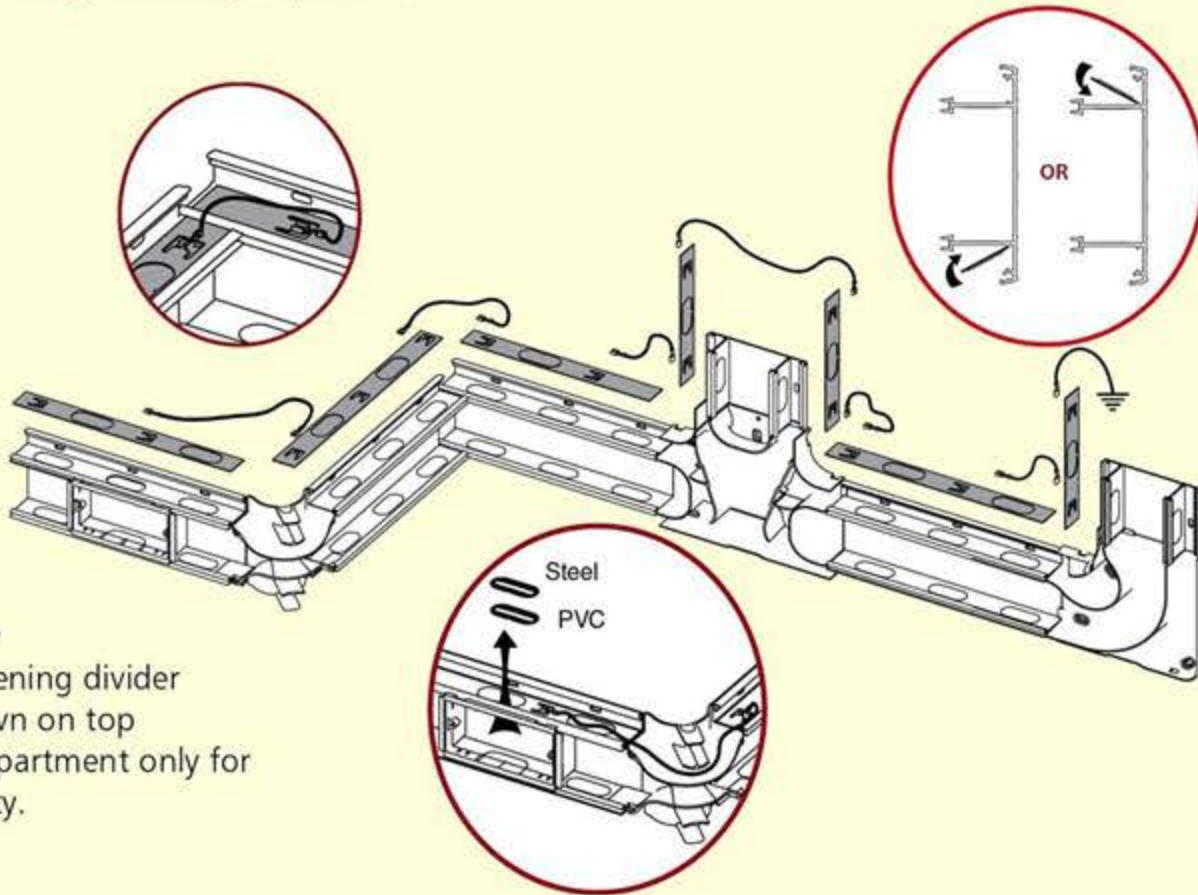
### Flat angles and tees



FABRICATED ANGLES AND TEES DIMENSIONS (mm)					
LIST NO	DESCRIPTION	A	B	C	D
VCT145WHI	Flat Angle 140 (Dado)	190mm	140mm		
VCT147WHI	Flat Tee 140 (Dado)	200mm	140mm	235mm	140mm
VCT165WHI	Flat Angle - Up 160 (Extended Dado)	215mm	160mm		
VCT166WHI	Flat Angle - Down 160 (Extended Dado)	215mm	160mm		
VCT167WHI	Flat Tee - Up 160 (Extended Dado)	220mm	160mm	235mm	140mm

## Data Trunking System

Screening assembly (optional)



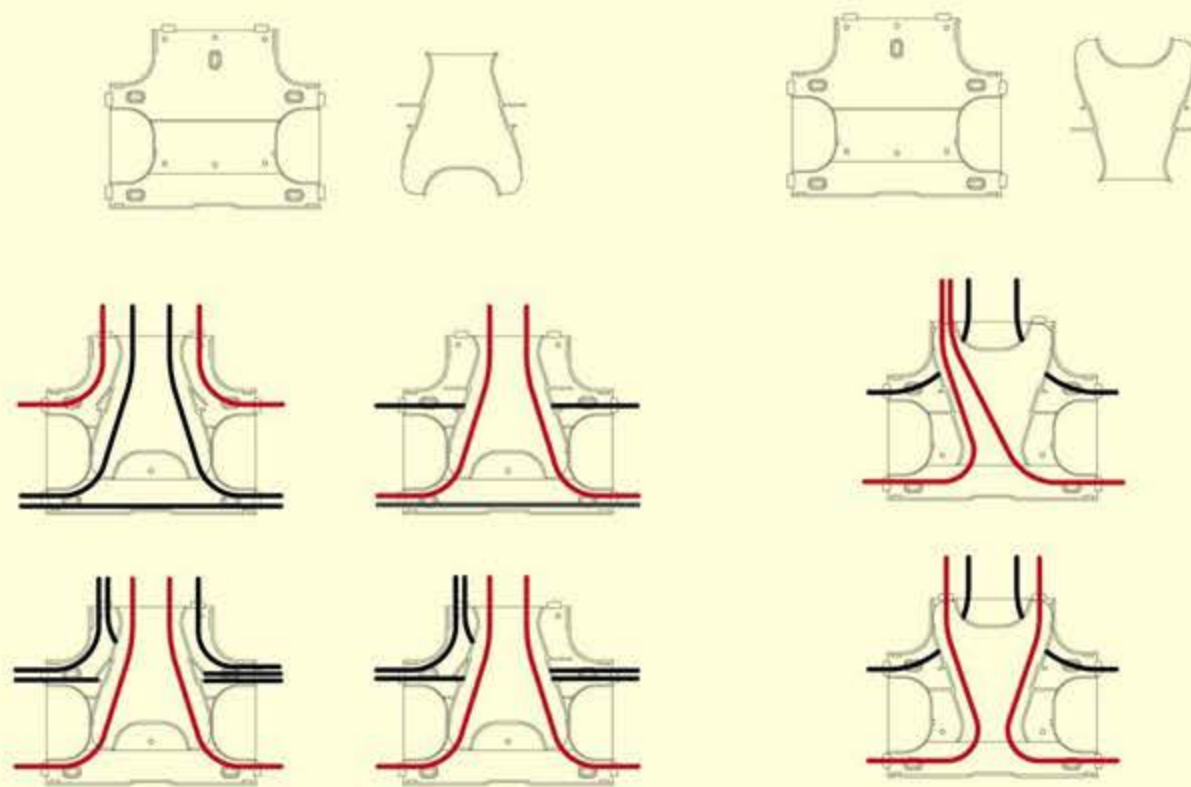
**Note**  
Screening divider shown on top compartment only for clarity.

PRODUCT IDENTIFICATION	
VP30 / VCT30 Screening Divider 1.5m (steel)	
VX31 Screening Cable 300mm	
VX32 Screening Braid 500mm	
VX33 Screening Cable 500mm plus	

### Flat Tee Bridge

The Flat Tee's bridge can be fitted in two positions increasing the versatility of cable runs whilst maintaining the correct separation and Cat 5e, 6 and 7 compatibility.

### Prestige Compact



### Prestige 3D Dado and Skirting

