



Product Code: SIN535PWCH

Description: 13A Ingot 1 Gang Double Pole Switched Socket Outlet Insert



Representative Image

General Information

Dimensions	82.5mm (W) x 82.5mm (H) x 2.5mm (D)
Insert Finish	Polar White Insert With Polished Chrome Switch
Cover Plate Finishes Available	BS (Brushed Stainless), CH (Polished Chrome), SS (Stainless Steel), BK (Matt Black) & PW (Polar White)
Materials	Insert: Polycarbonate Rear Housing: Urea Switch Cover: Stainless Steel Terminals: Brass Terminal Screws: Steel & Yellow Passivated Contacts: Silver "on-lay" Copper / Brass Internal Busbars: Formed Pressed Brass Earth Strap: Mild Steel
Maximum Voltage	250V~ 50Hz
Load Rating	13A
Plate Fixing Centres	60.3mm
Terminal Size	5mmø
Terminal Torque	2.5Nm
Terminal Capacity	4 x 2.5mm ² , 2 x 4mm ²
Double Pole	Yes
Ingress Protection	IP20
Back Box Depth	35mm Minimum
Operational Temperature	-5°C to +40°C
Warranty	10 Years
Standards	BS 1363-2: 2016 +A1: 2018

Additional Information

Ensure that the mains supply is isolated before commencing installation and refer to the circuit diagram with the relevant product.
Bare earth cables must always be covered with appropriate sleeving and wired to the earth terminal.

Product Code: SIN535PWCH


Description: 13A Ingot 1 Gang Double Pole Switched Socket Outlet Insert

Compatible Cover Plates


Plate Dimensions	86mm (W) x 86mm (H) x 4mm (D)
Cover Plate Finishes Available	BS (Brushed Stainless), CH (Polished Chrome), SS (Stainless Steel), BK (Matt Black) & PW (Polar White)
Materials:	Decorative: Stainless Steel, Black & Polar White: Polycarbonate



SCP435BS



SCP435CH



SCP435SS



SCP435BK



SCP435PW