



Product Code: SIN036PW

Description: 13A 2 Gang Double Pole Switched Socket Outlet Insert



Representative Image

### General Information

Dimensions	142.5mm (W) x 82.5mm (H) x 2.5mm (D)
Insert Finish	Polar White Insert
Cover Plate Finishes Available	BS (Brushed Stainless), CH (Polished Chrome), SS (Stainless Steel), BK (Matt Black), PW (Polar White) & RD (Red)
Materials	Insert: Polycarbonate Rear Housing: Urea Terminals: Brass Terminal Screws: Steel & Yellow Passivated Contacts: Silver "on-lay" Copper / Brass Internal Busbars: Formed Pressed Brass Earth Strap: Mild Steel
Maximum Voltage	250V~ 50Hz
Load Rating	13A
Plate Fixing Centres	120.6mm
Terminal Size	5mmø
Terminal Torque	2.5Nm
Terminal Capacity	4 x 2.5mm <sup>2</sup> , 2 x 4mm <sup>2</sup>
Double Pole	Yes
Twin Earth Terminals	Yes
Ingress Protection	IP20
Back Box Depth	35mm Minimum
Operational Temperature	-5°C to +40°C
Warranty	10 Years
Standards	BS 1363-2: 2016 +A1: 2018

### Additional Information

Ensure that the mains supply is isolated before commencing installation and refer to the circuit diagram with the relevant product.  
Bare earth cables must always be covered with appropriate sleeving and wired to the earth terminal.

Product Code: SIN036PW


Description: 13A 2 Gang Double Pole Switched Socket Outlet Insert

**Compatible Cover Plates**

Plate Dimensions	146mm (W) x 86mm (H) x 4mm (D)
Cover Plate Finishes Available	BS (Brushed Stainless), CH (Polished Chrome), SS (Stainless Steel), BK (Matt Black), PW (Polar White) & RD (Red)
Materials:	Decorative: Stainless Steel, Black, Polar White & Red: Polycarbonate



SCP436BS




SCP436CH




SCP436SS



SCP436BK



SCP436PW



SCP436RD