


For **complete** Lighting Control ...

# Occupancy Detectors



- ✓ High performance for optimum switching of all types of lighting - including **LEDs**
- ✓ Extensive product range
- ✓ For domestic and commercial applications

# ORION RANGE

## 'Orion' Range - OD100

### Infra-Red Motion Detector - Wall Switch



- Suitable for LED and energy saving lamps
- Detection range 160°
- Adjustable time delay
- Adjustable ambient light
- Built in replaceable fuse
- PIR motion sensor
- No neutral required

**LEDs**  
upto  
**200W**

*"Replaces standard light switch"*



Model: OD100 -

Function Switch:

'ON' = Permanently ON

'OFF' = Permanently OFF



'PIR' = PIR Control

**Suitable for LED**  
Lamps

*"Fits standard  
25mm back box"*

This product uses an Infra-Red heat detector. The detector senses 'warmth movement' in the surrounding area when it is dark. When movement is detected the sensor is activated and triggers the connected load. It has a built in photo-cell that can identify day and night.

#### TECHNICAL INFORMATION

Rated Voltage:	230V ~ 50Hz
IP Rating:	IP20
Ambient Light:	<3-2,000 LUX (Adj)
Time Delay:	Min 10 sec ± 3 sec Max 7 min ± 2 min
Rated Load:	0W - 500W  5W - 200W  /LED
Detection Range:	160°
Detection Distance:	9M max (<24°C)
Working Temp:	-20° - + 40°C
Working Humidity:	<93%RH
Power Consumption:	0.5W approx
Installation Height:	1 - 1.8M
Detection Moving Speed:	0.6 - 1.5m/s
Fuse Type:	3A, 20mm X 5mm
Dimensions:	80 x 80 x 44.1mm

## 'Orion' Range - OD101

### Infra-Red Motion Detector - Ceiling Slimline



- Suitable for LED and energy saving lamps
- Detection range 360°
- Adjustable time delay
- Adjustable ambient light
- PIR motion sensor

**LEDs**  
upto  
**1000W**



*"Higher lighting output load"*

#### TECHNICAL INFORMATION

Rated Voltage:	230V~50Hz
IP Rating:	IP20
Ambient Light:	<3-2,000 LUX (Adj)
Time Delay:	Min 10 sec ± 3 sec Max 15 min ± 2 min
Rated Load:	Max 2000W  Max 1000W  /LED
Detection Range:	360°
Detection Distance:	6M max (<24°C)
Working Temp:	-20° - + 40°C
Working Humidity:	<93%RH
Power Consumption:	0.5W approx
Installation Height:	2.2 - 4M
Detection Moving Speed:	0.6 - 1.5m/s
Dimensions:	115Ømm
Depth -	24.3mm



**Suitable for LED**  
Lamps

*"Surface mounted, no cut-out required"*

# ORION RANGE



## 'Orion' Range - OD102

### Infra-Red Motion Detector - Ceiling Mounted

- Suitable for LED and energy saving lamps
- Detection range 360°
- Adjustable time delay
- Adjustable ambient light
- PIR motion sensor



#### TECHNICAL INFORMATION

Rated Voltage:	230V ~ 50Hz
IP Rating:	IP20
Ambient Light:	<3-2,000 LUX (Adj)
Time Delay:	Min 10 sec ± 3 sec Max 15 min ± 2 min
Rated Load:	Max 1200W  Max 300W  /LED
Detection Range:	360°
Detection Distance:	6M max (<24°C)
Working Temp:	-20° - + 40°C
Working Humidity:	<93%RH
Power Consumption:	0.5W approx
Installation Height:	2.2 - 4M
Detection Moving Speed:	0.6 - 1.5m/s
Dimensions:	80Ømm
Depth -	41mm

**Suitable for LED**  
Lamps

**LEDs**  
upto  
300W

*"Surface mounted, no cut-out required"*

## 'Orion' Range - OD103 / OD103B



- Available in white and Black
- Suitable for LED and energy saving lamps
- Detection range 180°
- Adjustable time delay
- Adjustable ambient light
- Multi directional head
- PIR motion sensor

## Infra-Red Motion Detector - IP65

**Suitable for LED  
Lamps**



**LEDs  
upto  
300W**

TECHNICAL INFORMATION	
Rated Voltage:	230V ~ 50Hz
IP Rating:	IP65
Ambient Light:	<3-2,000 LUX (Adj)
Time Delay:	Min 10 sec ± 3 sec Max 15 min ± 2 min
Rated Load:	Max 1200W  Max 300W  /LED
Detection Range:	180°
Detection Distance:	12M max (<24°C)
Working Temp:	-20° - + 40°C
Working Humidity:	<93%RH
Power Consumption:	0.5W approx
Installation Height:	1.8 - 2.3M
Detection Moving Speed:	0.6 - 1.5m/s
Dimensions:	119.5 x 80 x 51.5mm

*"High IP rating for severe weather conditions"*



*"Suitable for indoor and outdoor use"*

# ORION RANGE

## 'Orion' Range - OD104

### Infra-Red Motion Detector - IP44

- Suitable for LED and energy saving lamps
- Detection range 180°
- Adjustable time delay
- Adjustable ambient light
- Multi-directional head
- PIR motion sensor

**LEDs**  
upto  
**400W**



*"Multi-directional  
head"*



*"Suitable for  
indoor and  
outdoor use"*

**Suitable for LED  
Lamps**

#### TECHNICAL INFORMATION

Rated Voltage:	230V~50Hz
IP Rating:	IP44
Ambient Light:	<3-2,000 LUX (Adj)
Time Delay:	Min 10 sec ± 3 sec Max 15 min ± 2 min
Rated Load:	Max 800W  Max 400W  /LED
Detection Range:	180°
Detection Distance:	12M max (<24°C)
Working Temp:	-20° - + 40°C
Working Humidity:	<93%RH
Power Consumption:	0.5W approx
Installation Height:	1.8 - 2.5M
Detection Moving Speed:	0.6 - 1.5m/s
Dimensions:	80.2 x 55.5 x 66.5mm





## 'Orion' Range - OD105

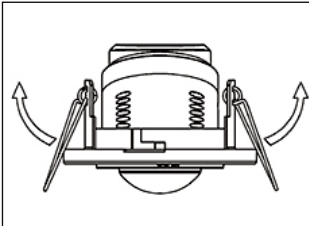
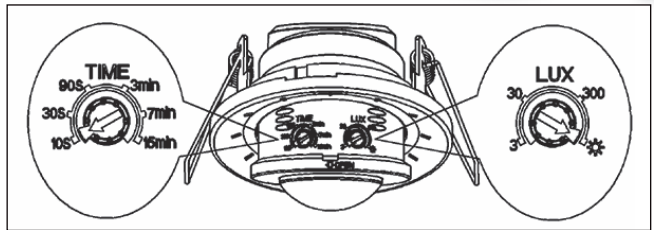
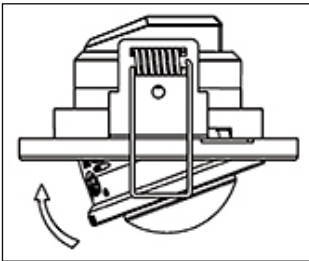
- Suitable for LED and energy saving lamps
- Detection range 360°
- Adjustable time delay
- Adjustable ambient light
- PIR motion sensor

## Infra-Red Motion Detector - Ceiling Mounted

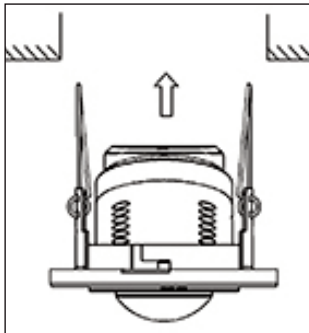
**Suitable for LED  
Lamps**

**LEDs  
upto  
400W**



*"Tilt facility for  
easy adjustment"*



Hole cut out 65mm



### TECHNICAL INFORMATION

Rated Voltage:	230V ~ 50Hz
IP Rating:	IP20
Ambient Light:	<3-2,000 LUX (Adj)
Time Delay:	Min 10 sec ± 3 sec Max 15 min ± 2 min
Rated Load:	Max 800W  Max 400W  /LED
Detection Range:	360°
Detection Distance:	6M max (<24°C)
Working Temp:	-20° - + 40°C
Working Humidity:	<93%RH
Power Consumption:	0.5W approx
Installation Height:	2.2 - 4M
Detection Moving Speed:	0.6 - 1.5m/s
Cut Out:	65mm
Dimensions:	80Ømm
Total Depth -	71.1mm
Ceiling protrusion:	18.3mm

# ORION RANGE

## 'Orion' Range - ODPS300



### Infra-red Presence Detector - Surface Mounted

- Suitable for LED and energy saving lamps
- Detection range 360°
- Adjustable time delay
- Adjustable ambient light
- PIR motion sensor



*"Higher lighting output load"*

#### TECHNICAL INFORMATION

Rated Voltage:	230V~50Hz
IP Rating:	IP20
Ambient Light:	<3-2,000 LUX (Adj)
Time Delay:	Min 10 sec ± 3 sec Max 30 min ± 2 min
Rated Load:	Max 2000W  Max 1000W  /LED
Detection Range:	360°
Detection Distance:	20M max (<24°C)
Working Temp:	-20° - + 40°C
Working Humidity:	<93%RH
Power Consumption:	0.5W approx
Installation Height:	2.2 - 6M
Dimensions:	102.5 x 102.5 x 58.3mm

**Suitable for LED**  
Lamps

**LEDs**  
upto  
1000W

Infra-Red Presence Detectors function as per the infra-red motion detectors however a presence detector has additional detectors built in which increases the device sensitivity to small movements for example sitting at a desk typing, keeps the trigger load running.



*"360° Detection Range"*

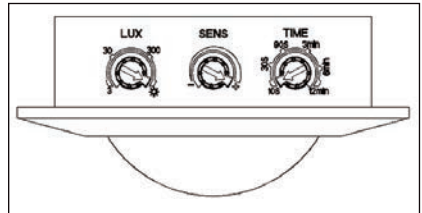


'Orion' Range - ODM200

Microwave Presence Detector  
- Ceiling Mounted





- Suitable for LED and energy saving lamps
- Detection range 360°
- Adjustable time delay
- Adjustable ambient light
- Microwave sensor



Hole cut out 65mm

A microwave presence detector monitors the detection zone for occupancy, using radio waves in the microwave band (5.8 GHz) if a person is sensed then the detector will automatically turn the lighting on. When the area is vacated, the light will turn off after a preset time delay. Most of our microwave detectors have a built in light level (lux) sensor which will keep the lighting off if there is enough natural light available.

TECHNICAL INFORMATION

Rated Voltage:	230V~50Hz
IP Rating:	IP20
Ambient Light:	<3-2,000 LUX (Adj)
Time Delay:	Min 10 sec ± 3 sec Max 12 min ± 1 min
Rated Load:	Max 1200W  Max 300W  /LED
Detection Range:	360°
Detection Distance:	1 - 8M Adjustable
HF System:	5.8GHz CW radar, ISM band
Working Humidity:	<93%RH
Transmission Power:	<0.2% <i>m</i> W
Installation Height:	1.5 - 3.5M
Detection Moving Speed:	0.6 - 1.5m/s
Dimensions:	76Ømm
Total Depth -	75.4mm
Ceiling protrusion -	17.2mm

**LEDs**  
upto  
300W

**Suitable for LED**  
Lamps

# ORION RANGE

## 'Orion' Range - ODM201

### Microwave Presence Detector - Adjustable

- Suitable for LED and energy saving lamps
- Detection range 360°/180°
- Adjustable time delay
- Adjustable ambient light
- Microwave sensor

**Suitable for LED**  
Lamps



Our range of Microwave Presence Detectors are designed to reduce the amount of time lighting is left on unnecessarily, for example if an area is unoccupied or if there is sufficient natural light.

*"Suitable for incorporation into light fittings"*



**LEDs**  
upto  
**300W**

#### TECHNICAL INFORMATION

Rated Voltage:	230V ~50Hz
IP Rating:	IP20
Ambient Light:	<3-2,000 LUX (Adj)
Time Delay:	Min 10 sec ± 3 sec Max 12 min ± 1 min
Rated Load:	Max 1200W  Max 300W  /LED
Detection Range:	Ceiling 360° / Wall 180°
Detection Distance:	Wall = 5 - 15M adj Ceiling = 1 - 8M (radius) adj
Transmission Power:	<0.2mW
Power Consumption:	0.9W approx
Installation Height:	Wall = 1.5 - 3.5M Ceiling = 2 - 8M
Detection Moving Speed:	0.6 - 1.5m/s
Dimensions:	54.5 x 39.4 x 25mm

Controlling lighting with a microwave presence detector can **save up to 60%** of lighting energy costs dependent on occupancy behaviour and the amount of natural light available; our microwave sensors can also be used to control heating and ventilation.

*As this detector uses microwaves, detection is possible through plastic, glass and thin walls such as office partitions. It will not detect movement through brick, concrete or metal.*



'Orion' Range - ODM202

Microwave Presence Detector  
- Programmed Settings

- Suitable for LED and energy saving lamps
- Detection range 360°/180°
- Adjustable time delay
- Pre-set ambient light settings
- Microwave sensor





*“Suitable for incorporation  
into light fittings”*

*“Accurate level settings”*

**Suitable for LED**  
Lamps

**LEDs**  
upto  
300 W

TECHNICAL INFORMATION	
Rated Voltage:	230V ~ 50Hz
IP Rating:	IP20
Ambient Light:	2 LUX, 5 LUX, 20 LUX, 50 LUX, 2000 LUX (choice)
Transmission Power:	<0.2mW
HF System:	5.8GHz CW radar, ISM band
Hold Time:	5s, 30s, 1min, 5min, 10min, 20min, 30min (choice)
Rated Load:	Max 1200W  Max 300W  /LED
Detection Range:	Ceiling 360° / Wall 180°
Detection Distance:	Wall = 5 - 15M adj Ceiling = 1 - 8M (radius) adj
Power Consumption:	0.9W approx
Installation Height:	Wall = 1.5 - 3.5M Ceiling = 2 - 8M
Detection Moving Speed:	0.6 - 1.5m/s
Detection Area:	10%, 30%, 50%, 75%, 100% choice
Dimensions:	63.5 x 37 x 25mm

# ORION RANGE

## 'Orion' Range - ODM203

### Microwave Presence Detector - 1-10V Dimmable

- Suitable for LED and energy saving lamps
- Detection range 360°
- Adjustable time delay
- Adjustable ambient light
- Microwave sensor



*"More controllable -  
fully dimmable"*



**LEDs**  
upto  
**300W**

**Suitable for LED**  
Lamps

#### TECHNICAL INFORMATION

Rated Voltage:	230V~50Hz
IP Rating:	IP20
Ambient Light:	2 LUX, 10 LUX, 50 LUX, 2000 LUX (choice)
Transmission Power:	<0.2mW
HF System:	5.8GHz CW radar, ISM band
Hold Time:	5s, 30s, 1min, 5min, 10min, 20min, 30min (choice)
Stand by Periods:	10s, 1min, 5min, 10min, 30min, +∞, 0S (choice)
Rated Load:	Max 1200W  Max 600W  /LED
Detection Sensitivity Range:	10%, 50%, 75%, 100% choice
Detection Distance:	Wall = 5 - 15M adj Ceiling = 1 - 8M (radius) adj
Power Consumption:	0.9W approx
Installation Height:	Wall = 1.5 - 3.5M Ceiling = 2 - 8M
Detection Moving Speed:	0.6 - 1.5m/s
Stand-by Dimming Level:	10%, 20%, 30%, 50% (choice)
Dimensions:	77.7 x 45 x 25.5mm

**GREEN**  
**BROOK**  
ELECTRICAL

West Road- Harlow-Essex-CM20 2BG

Issue No: 704618



+44 (0) 1279 772 772



+44 (0) 1279 422 007



sales@greenbrook.co.uk



www.greenbrook.co.uk