


TRAY & STRUT ACCESSORIES

DELTA PLATE - GUSSETED GALV




Code	Type	
D702	SINGLE	
D706	DOUBLE	

BASE PLATE GALV



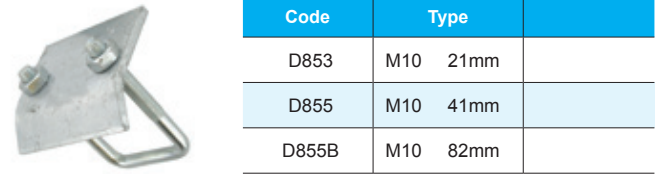
Code	Type	
D704	Single channel - 2 hole fix	
D704B	Single channel - 1 hole fix	
D705	Double Channel	

BEAM CLAMP WITH CONE SCREW GALV



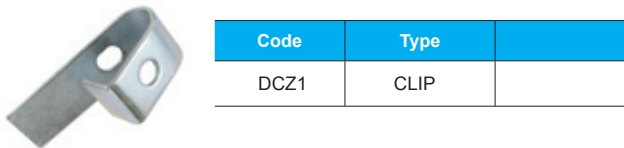
Code	Type	
D850	Small Type	
D851	Large Type	

BEAM CLAMP WITH U-BOLTS & NUTS GALV



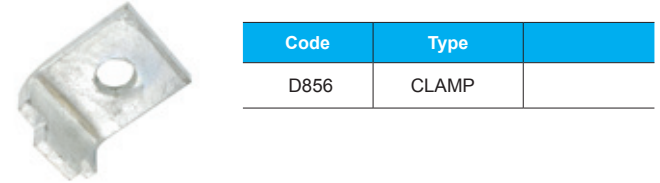
Code	Type	
D853	M10 21mm	
D855	M10 41mm	
D855B	M10 82mm	

PURLIN CLIP GALV



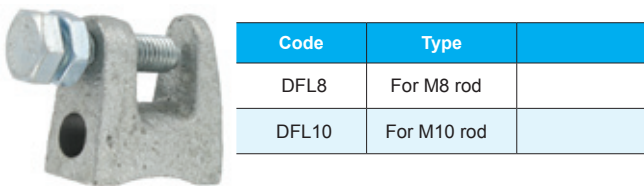
Code	Type	
DCZ1	CLIP	

TOE BEAM CLAMP GALV




Code	Type	
D856	CLAMP	

BEAM CLAMP - G-CLAMP GALV




Code	Type	
DFL8	For M8 rod	
DFL10	For M10 rod	

INTERNAL BEAM CLAMP GALV



Code	Type	
DP3087	INTERNAL	

WINDOW BEAM CLAMP WITH CONE SCREW GALV



Code	Size	
D852/21	21mm	
D852/41	41mm	
D852/82	82mm	
D854	Z - TYPE	