


SYSTEM COMPONENTS

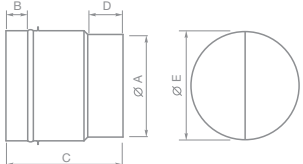
IN LINE - S




Non-return damper for installation directly in ventilation ducts or at fan outlet. - Consists in a cylinder of cold-rolled and welded galvanized steel. Closure and airtight seal guaranteed by a toroidal gasket of closed-cell neoprene.

DIMENSIONS (mm)

Code	Models	Ø A	B	C	D	Ø E
22551	IN LINE-S 100	96	23	100	36.5	103
22556	IN LINE-S 125	122		110		128
22562	IN LINE-S 150	146		120		153
22566	IN LINE-S 200	196		150		203
22571	IN LINE-S 250	247		180		253
22576	IN LINE-S 315	312		210		318



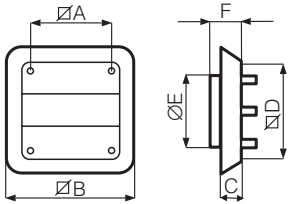
GRAVITY FLAP GRILLE




Applied to the outside of the hole prepared in the wall, aligned with the fan. The closure flaps open automatically when the fan comes into operation.

DIMENSIONS (mm)

Code	Models	Ø A	Ø B	C	Ø D	Ø E	F
22300	GGR10	94	149	23.6	115	95.5	33.5
22330	GGR12	126	197	30	152	118	40
22360	GGR15					152	



GRAVITY FLAP GRILLE



Wall-mounting installation. Prevents backdraughts and foreign matter entering from outside. Made entirely of impact and UV resistant thermoplastic resin.

DIMENSIONS (mm)

Code	Models	Ø A	B	C	Ø D	NR. ALETTE
22332	GGR 100	99	8	28	140	5
22333	GGR 120/125	119			160	
22334	GGR 150/160	155			198	
22335	GGR 200	199	14	28	254	6
22336	GGR 250	249			299	7
22337	GGR 315	324			391	

