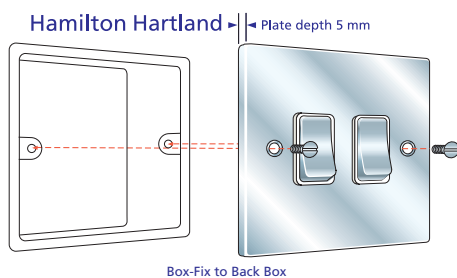


Quality Accessories on Stylish Slim Plates

A range of sleek and stylish accessories with slim front plates to complement today's interiors. This attractive range is available in nine elegant finishes with complementary switch insert finishes.

- Slim, sleek and stylish
- Nine elegant finishes with complementary switch insert finishes
- Standard box-fix electrical accessories
- Grid Fix and Euro Fix options are also available (see separate GRID-IT and EuroFix sections)



77 T21



76 DTRID W



71 2X40



78 SPN BK-B



74 R22 SS-W



7P R21 PO-W



77 2X40

Leading Edge Push On/Off Resistive Dimmers

Note: Tungsten filament GU10 lamps must be branded and with a fused base.

Note: When using mains voltage halogen lamps - dimmers should be de-rated by 25%.

Note: When dimming LED lamps de-rate by 75% - please contact our Technical Department for compatibility.



1 gang 400W 2 way Dimmer

Nominal Plate Size: 88 x 88 mm
Min. Wall Box Depth: 35 mm
Technical Insert Reference: **1X40**
Product Code

2 gang 400W 2 way (Max. 300 watts per gang) Dimmer

Nominal Plate Size: 88 x 88 mm
Min. Wall Box Depth: 35 mm
Technical Insert Reference: **2X40**
Product Code

3 gang 400W 2 way Dimmer

Nominal Plate Size: 144 x 85 mm
Min. Wall Box Depth: 35 mm
Technical Insert Reference: **3X40**
Product Code

4 gang 400W 2 way (Max. 300 watts per gang) Dimmer










Nominal Plate Size: 144 x 85 mm
Min. Wall Box Depth: 35 mm
Technical Insert Reference: **4X40**
Product Code

1 gang 600W 2 way Dimmer

Nominal Plate Size: 88 x 88 mm
Min. Wall Box Depth: 35 mm
Technical Insert Reference: **1X60**
Product Code

1 gang 1000W 2 way Dimmer

Nominal Plate Size: 144 x 85 mm
Min. Wall Box Depth: 35 mm
Technical Insert Reference: **1X1K**
Product Code

Plate Finish	Insert Finish	1 gang 400W 2 way Dimmer	2 gang 400W 2 way (Max. 300 watts per gang) Dimmer	3 gang 400W 2 way Dimmer	4 gang 400W 2 way (Max. 300 watts per gang) Dimmer	1 gang 600W 2 way Dimmer	1 gang 1000W 2 way Dimmer
Bright Chrome 	Bright Chrome	77 1X40	77 2X40	77 3X40	77 4X40	77 1X60	77 1X1K
Satin Chrome 	Satin Chrome	76 1X40	76 2X40	76 3X40	76 4X40	76 1X60	76 1X1K
Polished Brass 	Polished Brass	71 1X40	71 2X40	71 3X40	71 4X40	71 1X60	71 1X1K
Satin Brass 	Satin Brass	72 1X40	72 2X40	72 3X40	72 4X40	72 1X60	72 1X1K
Antique Brass 	Antique Brass	79 1X40	79 2X40	79 3X40	79 4X40	79 1X60	79 1X1K
Bright Stainless 	Bright Chrome	73 1X40	73 2X40	73 3X40	73 4X40	73 1X60	73 1X1K
Satin Stainless 	Satin Stainless	74 1X40	74 2X40	74 3X40	74 4X40	74 1X60	74 1X1K
Black Nickel 	Black Nickel	78 1X40	78 2X40	78 3X40	78 4X40	78 1X60	78 1X1K
Pearl Oyster 	Pearl Oyster	7P 1X40	7P 2X40	7P 3X40	7P 4X40	7P 1X60	7P 1X1K