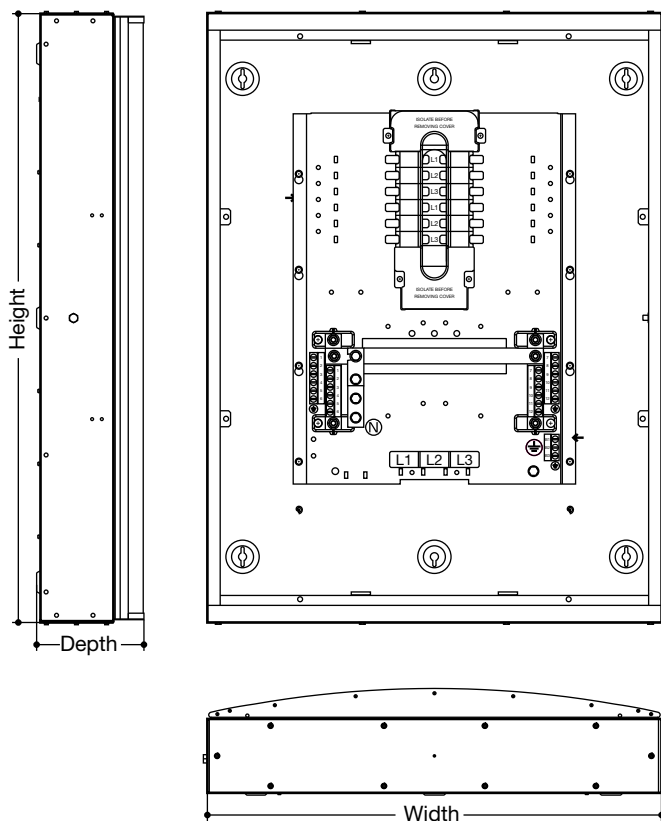


Characteristics	250A	400A	630 / 800A	800A
Series	JN2**	JF4**	JF6**/JF8**	JHF8**
Busbar current rating	250A	400A	800A	800A (for 800A MCCB only)
Busbar type	Type B Fully Shrouded Copper			
Busbar rated short-time withstand current	25kA for 1 sec	35kA for 1 sec	35kA for 1 sec	35kA for 1 sec
Internal separation	Form 3A			
Incoming	Up to 250A MCCB, MCS	Up to 400A MCCB, MCS	Up to 630A MCCB, 800A LBS	800A MCCB
Outgoing	16 - 125A max.	16 - 125A max.	16 - 125A 100A - 250A	16 - 125A 100A - 250A
Voltage rating in AC	415V	415V	415V	415V
IP Protection	IP3X			
Enclosure body type	Steel			
Enclosure paint type	Powder coat Grey white BS 4800 00A01			
Cable entry	Via Gland Plates			
Terminal Connection capacity				
Incoming earth terminal	M8	M10	M10	M10
Incoming neutral terminal	M8	M12	M12	M12
Outgoing earth terminals	Up to 50mm ²	Up to 50mm ²	Up to 50mm ²	Up to 50mm ²
Outgoing neutral terminals	Up to 50mm ²	Up to 50mm ²	16A - 125A: Up to 50mm ² 100A - 250A: M8 Stud	16A - 125A: Up to 50mm ² 100A - 250A: M8 Stud
Enclosure earth stud	M8	M10	M10	M10
Installation				
Mounting	Surface (Wall)			



Primary Boards

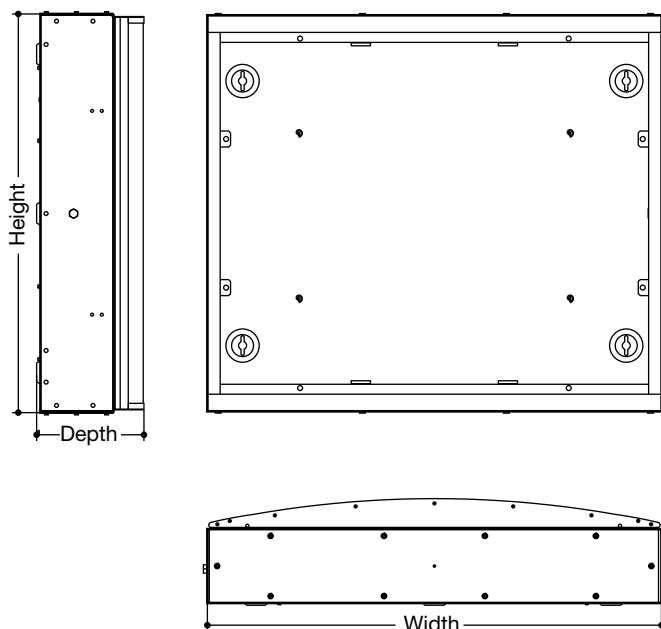
	Dimensions (mm)		
	Height	Width	Depth
JN204B/G	950	710	160
JN206B/G	1100	710	160
JN208B/G	1100	710	160
JN212B/G	1250	710	160
JN216B/G	1550	710	160

Terminals

Neutral	Earth	Bond
2 x 6 x 50mm	2 x 6 x 50mm	1 x 3 x 50mm
2 x 9 x 50mm	2 x 9 x 50mm	1 x 3 x 50mm
2 x 12 x 50mm	2 x 12 x 50mm	1 x 3 x 50mm
2 x 18 x 50mm	2 x 18 x 50mm	1 x 3 x 50mm
2 x 24 x 50mm	2 x 24 x 50mm	1 x 3 x 50mm

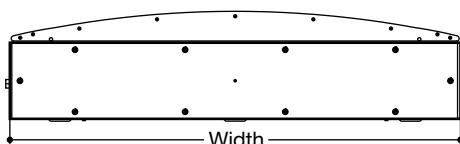
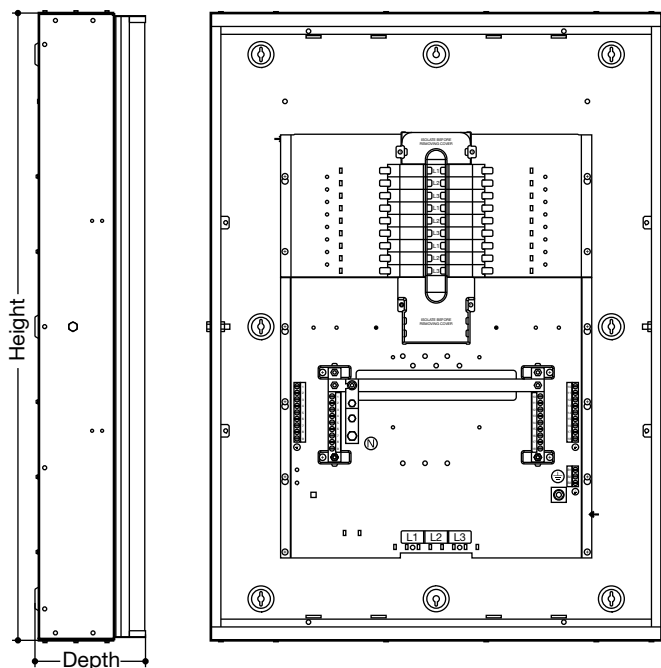
Cables outgoing ways:
25 - 50mm² CSA Flex
25 - 70mm² CSA Solid

MCCB Connections 250A M8
Earth 250A M8
Neutral 250A M8



Extension Boxes

	Dimensions (mm)		
	Height	Width	Depth
JN201BE/G	300	710	160
JN203BE/G	450	710	160
JN205BE	300	710	125
JN206BE	450	710	125



Primary Boards

	Dimensions (mm)		
	Height	Width	Depth
JF406B/G	1250	900	220
JF408B/G	1250	900	220
JF412B/G	1400	900	220
JF416B/G	1550	900	220
JF418B/G	1700	900	220
JF808B/G	1250	900	220
JF812B/G	1400	900	220
JF818B/G	1700	900	220
JF60204B/G	1250	900	220
JF80206B/G	1250	900	220
JF80404B/G	1250	900	220
JF80210B/G	1400	900	220
JF80408B/G	1400	900	220
JF80414B/G	1700	900	220
JF80612B/G	1700	900	220

Terminals

Neutral		Earth	Bond
2 x 9 x 50mm		2 x 9 x 50mm	1 x 3 x 50
2 x 12 x 50mm		2 x 12 x 50mm	1 x 3 x 50
2 x 18 x 50mm		2 x 18 x 50mm	1 x 3 x 50
2 x 24 x 50mm		2 x 24 x 50mm	1 x 3 x 50
2 x 12 x 50mm		2 x 12 x 50mm	1 x 3 x 50
2 x 18 x 50mm		2 x 18 x 50mm	1 x 3 x 50
2 x 27 x 50mm		2 x 27 x 50mm	1 x 3 x 50
2 x 6 x 50mm	2 x M8 Bolt	2 x 9 x 50mm	1 x 3 x 50
2 x 9 x 50mm	2 x M8 Bolt	2 x 12 x 50mm	1 x 3 x 50
2 x 6 x 50mm	4 x M8 Bolt	2 x 12 x 50mm	1 x 3 x 50
2 x 15 x 50mm	2 x M8 Bolt	2 x 18 x 50mm	1 x 3 x 50
2 x 12 x 50mm	4 x M8 Bolt	2 x 18 x 50mm	1 x 3 x 50
2 x 21 x 50mm	4 x M8 Bolt	2 x 27 x 50mm	1 x 3 x 50
2 x 18 x 50mm	6 x M8 Bolt	2 x 27 x 50mm	1 x 3 x 50

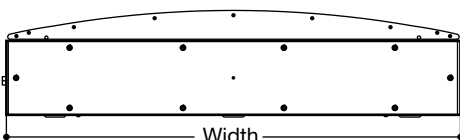
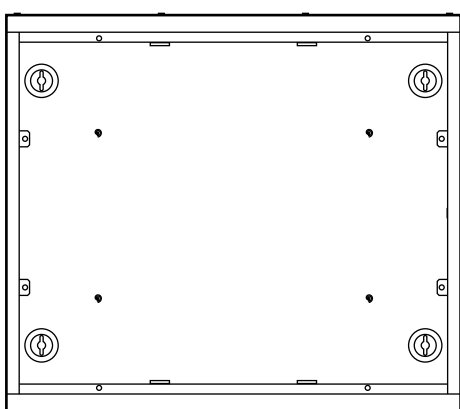
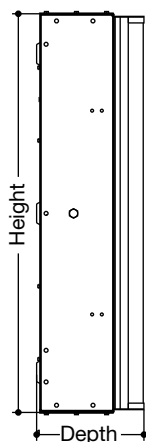
Cables outgoing ways:
25 - 50mm² CSA Flex
25 - 70mm² CSA Solid

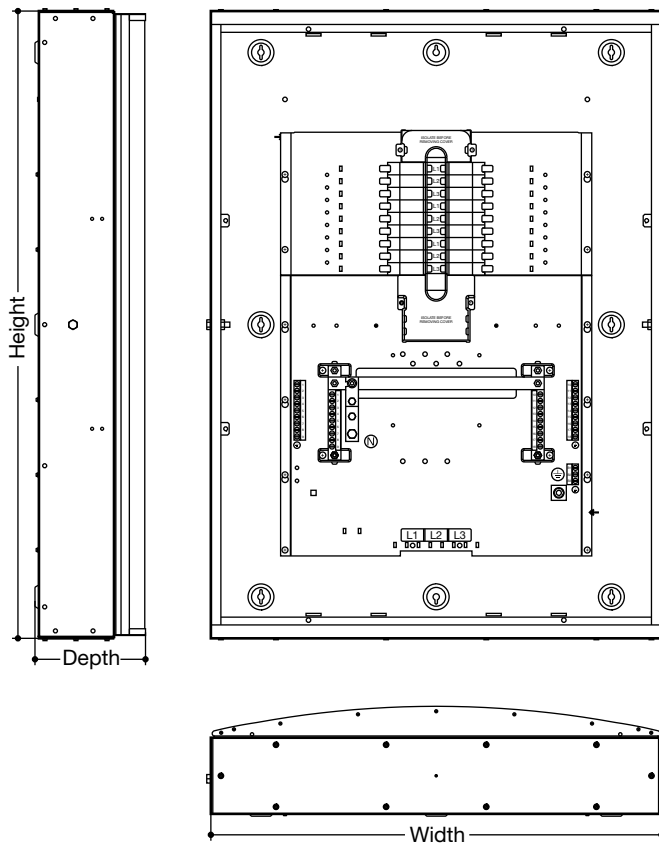
MCCB Connections 400A M10
 630A M12

Earth 400A M10
 630A M10

Extension Boxes

	Dimensions (mm)		
	Height	Width	Depth
JF801E/G	300	900	220
JF803E/G	450	900	220
JF805E	300	900	158
JF806E	450	900	158





Primary Boards

	Dimensions (mm)		
	Height	Width	Depth
JHF812B/G	2050	900	220
JHF818B/G	2200	900	220
JHF80206B/G	1900	900	220
JHF80404B/G	1900	900	220
JHF80210B/G	2050	900	220
JHF80408B/G	2050	900	220
JHF80414B/G	2200	900	220
JHF80612B/G	2200	900	220

Invicta 3 Panelboard Metering Method Chart

Use the process below to aid you in selecting the appropriate Invicta 3 Panelboard, side extension boxes, meters, meter supply cables and CT's.

Step	Selection method	Catalogue page	Order code	Qty
1	Select panelboard eg. 6 way with glazed door, (JN206BG) Note add suffix CE	250A Page 26. 400A Page 28. 630A/800A Page 30. 800A Page 32.	JN206BGCE	1
2	Identify quantity of meters required eg. 4 metered ways modbus (ECM01)	Page 34.	ECM01	4
3	Select position for meter enclosure (Top or side) eg. Top - 450mm enclosure 6xDIN 96 Cut- Outs or Side - 6/8 Way JN Board 4xDIN 96 Cut-Outs	For JN Page 26. For JF Page 34.	JN4506TM JN11004SM	1 1
4	Number of blanking plates required eg. Top - 450mm enclosure 6xDIN 96 Cut- Outs or Side - 6/8 Way JN Board 4xDIN 96 Cut-Outs	Page 34.	JF96BP	2 0
5	Meter voltage supply including fuses. (1st meter only includes incoming) e.g. JN130VMF	Page 35.	JN130VMF	1
6	Supply cable for remaining meters (Link meter to meter) e.g. PGMFT150	Page 35.	PGMFT150	3
7	Identify which CT's are required eg. 60 Amp Qty 1 eg. 100 Amp Qty 2 eg. 125A Qty 1	Page 35.	JF1260CT JF12100CT JF12125CT	1 2 1