


# Product datasheet

Specifications



## rack M340 - 6 slots - panel, plate or DIN rail mounting



Local distributor code: 389737861 BMXXBP0600

EAN Code : 3595863908909

### Main

Range of product	Modicon M340 automation platform
Accessory / separate part type	Rack

### Complementary

Number of slots	6 bus X
Product compatibility	BMXP34 processor I/O module Specific application module BMXCPS power supply
Power consumption in W	1.5 W
Electrical connection	1 connector (XBE) expansion module
Fixing mode	By 4 screws - diameter: 4.32...6.35 mm, mounting on panel By 4 M6 screws, mounting on plate By clips, mounting on 35 mm symmetrical DIN rail
Net weight	0.79 kg

### Environment

IP degree of protection	IP20
Ambient air temperature for operation	0...60 °C
Relative humidity	10...95 % without condensation
Protective treatment	TC

### Packing Units

Unit Type of Package 1	PCE
Number of Units in Package 1	1
Package 1 Height	6.700 cm
Package 1 Width	15.300 cm
Package 1 Length	39.500 cm
Package 1 Weight	841.000 g
Unit Type of Package 2	S04
Number of Units in Package 2	9
Package 2 Height	30.000 cm

Package 2 Width	40.000 cm
Package 2 Length	60.000 cm
Package 2 Weight	8.385 kg
Unit Type of Package 3	P06
Number of Units in Package 3	54
Package 3 Height	105.000 cm
Package 3 Width	60.000 cm
Package 3 Length	80.000 cm
Package 3 Weight	60.160 kg

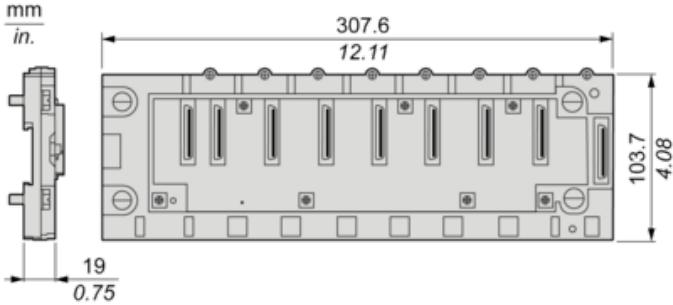
## Offer Sustainability

Sustainable offer status	Green Premium product
REACH Regulation	<a href="#">REACH Declaration</a>
REACH free of SVHC	Yes
EU RoHS Directive	Pro-active compliance (Product out of EU RoHS legal scope) <a href="#">EU RoHS Declaration</a>
Mercury free	Yes
China RoHS Regulation	<a href="#">China RoHS declaration</a>
RoHS exemption information	Yes
Environmental Disclosure	<a href="#">Product Environmental Profile</a>
Circularity Profile	<a href="#">End of Life Information</a>
WEEE	The product must be disposed on European Union markets following specific waste collection and never end up in rubbish bins

## Contractual warranty

Warranty	18 months
----------	-----------

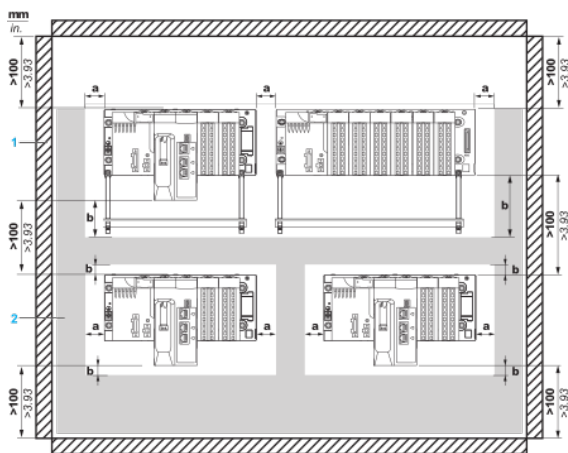
Dimensions



**Minimum Clearance**

---

**Minimum Clearance of a typical installation in a cabinet with ducts**



**a** Side clearance: > 40 mm (1.57 in.)

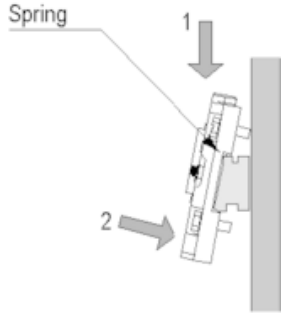
**b** Top and bottom clearance with surrounding objects: > 20 mm (0.79 in.)

**1** Installation or casing

**2** Wiring duct or tray

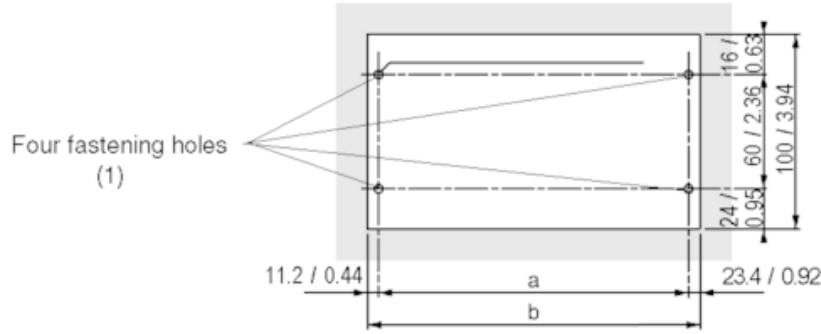
**Mounting and Fastening the Racks**

**Mounting on 35 mm (1.38 in.) Wide and 15 mm (0.59 in.) Deep DIN Rails with Four HM6 Screws**



**Mounting on Panels**

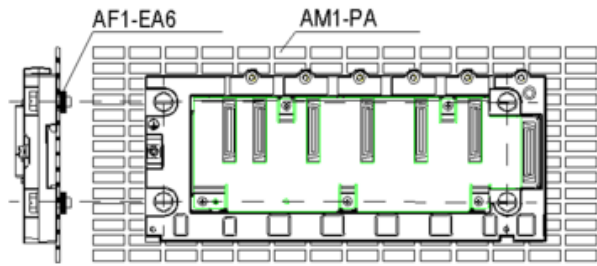
Dimensions in mm / in.



(1) The diameter of the fastening holes must allow use of M4, M5, M6 and UNC #6 screws.

Rack	a	b	Size of the rack and extension module
BMXXBP040 and BMXXBP0400H	207.8 mm (8.187 in.)	242.2 mm (9.543 in.)	243.4 mm (9.59 in.)
BMXXBP0600 and BMXXBP0600H	273 mm (10.756 in.)	307.6 mm (12.12 in.)	308.8 mm (12.167 in.)
BMXXBP0800 and BMXXBP0800H	338.2 mm (13.325 in.)	372.8 mm (14.69 in.)	374 mm (14.736 in.)
BMXXBP1200 and BMXXBP1200H	468.6 mm (18.463 in.)	503.2 mm (19.826 in.)	504.4 mm (19.873 in.)

**Mounting on Telequick AM1-PA and AM3-PA Mounting Grids**



Fasten the rack with four M4, M5, M6 or UNC #6 screws.

**Recommended replacement(s)**