

⚠ Important Safety Notice ⚠

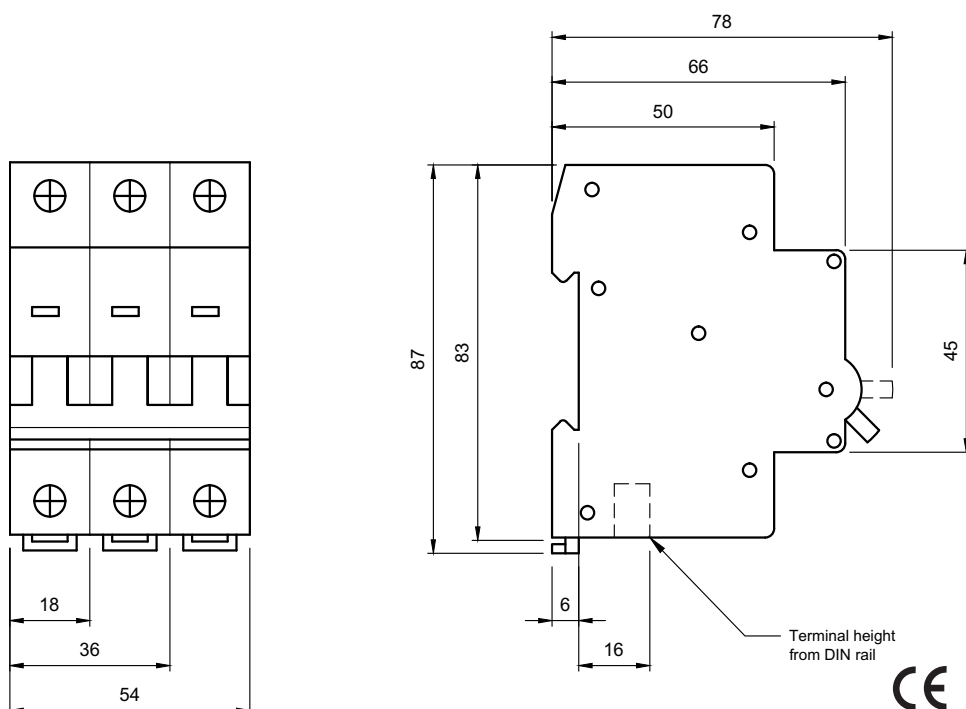
It is the responsibility of the person installing the electrical equipment to ensure that the installation meets the requirements of the IET wiring regulations and is therefore 'fit for purpose'. Factors such as correct selection of components, cable sizing, protective devices and Earth bonding are all critical and should be checked prior to full testing and power-up. Any other regulations applicable to the equipment being installed such as the Machinery Directive and current health and safety legislation must also be adhered to.

Terminals, including factory fitted, should be checked periodically to ensure correct tightness.

DO NOT USE POWER TOOLS ON THESE PRODUCTS

Product Ranges	EUC1P, EUC2P, EUC3P
Standard(s)	IEC 60898, EN 60898
Certification	KEMA
Characteristic Curves	B, C & D
Rated Current (In)	1, 2, 4, 6, 10, 16, 20, 25, 32, 40, 50 & 63A
Rated Voltage (Ue)	AC 230(240)/400(415)V
Rated Frequency	50/60Hz
Rated impulse withstand Voltage (Uimp)	4kV
Energy Limiting Class	3
Number of Poles	1, 2 & 3
Rated Short-Circuit Capacity (Icn)	10kA
Operating Temperature	-5° to 40°C*
Altitude	Not exceeding 2000 metres
Humidity	Not exceeding 50% at 40°C and 90% at 20°C
Pollution Degree	2
Overvoltage Category	III
Terminal protection	IP20
Mounting	35mm DIN Rail
Terminal Type	Tunnel
Terminal Capacity	1.0-25mm ²
Recommended Terminal Torque	2.0Nm

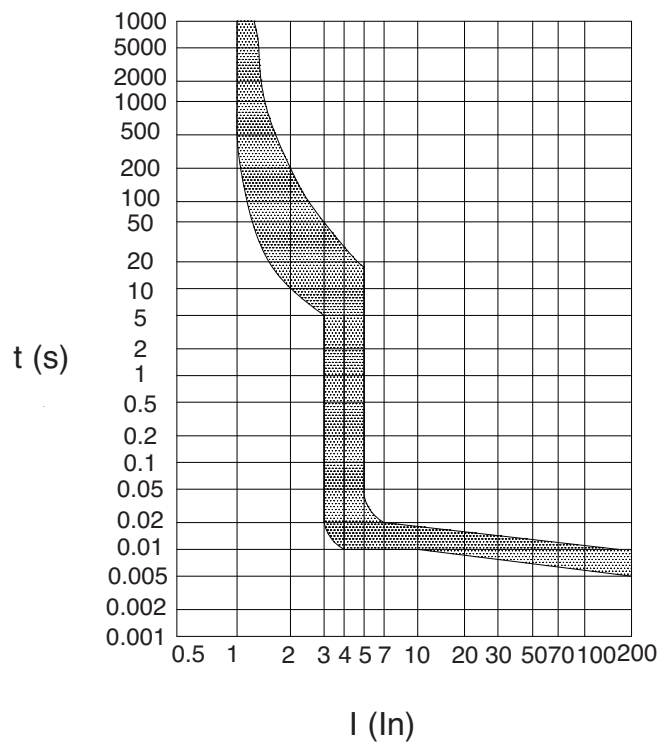
* average not exceeding 35°C over a 24 hour period



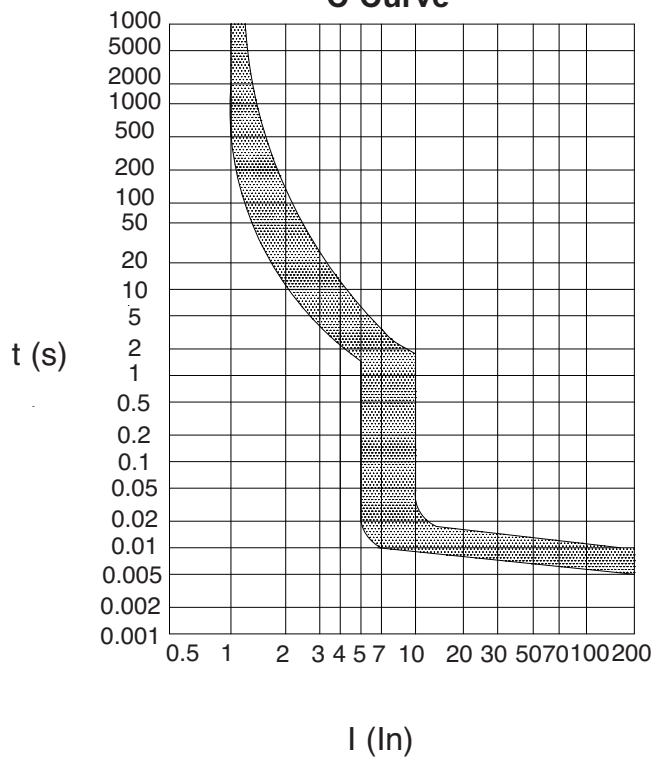


Technical Data: MCB EUC1P,EUC2P,EUC3P B, C & D
Curve 1,2 & 3 Pole 10kA

B Curve



C Curve



D Curve

