


**COMBI, Junction Box**

Protection against moisture and dust

High protection class of IP 66 / 67



Turn to Page 38 to find out more...



Model	Dimensions
COMBI 108	76 x 76 x 51 mm
<b>COMING SOON</b> COMBI 116	<b>152 x 76 x 51 mm</b>
<b>COMING SOON</b> COMBI 206	<b>85 x 49 x 51 mm</b>
COMBI 308	85 x 85 x 51 mm
COMBI 407	95 x 95 x 60 mm
COMBI 607	110 x 110 x 66 mm
COMBI 1010	140 x 140 x 82 mm
COMBI 1210	160 x 140 x 81 mm

More installation space

Bellied cover allows 10 % more space



Quick installation

Combined threaded and membrane entries for installation without tools or locknuts



WATCH THE VIDEO

Scan this QR code to find out more...

- PLASTIC CABLE GLANDS
- TAILS KITS
- TKS 32 AND MEMBRANE ENTRIES
- VENTING
- BRASS AND STAINLESS STEEL
- EMC
- BRITISH STANDARD BW / CW
- COMBI AND JUNCTION BOXES
- WIB
- ALUMINIUM BOXES
- INDUBOX AND WDB
- SHELLBOX CONNECTORS
- LEDJOY
- SHARK SIXEIGHT SERIES
- CLASSIC SHARK SERIES
- GELS
- RESIL
- SUBMARINE RESIN JOINTS

COMBI, COMBI 206 and COMBI 308



by WISKA

COMBI 206



**Protection Class** IP66/67  
**Glow wire test** 750 °C  
**Temperature range** -30 °C - 100 °C  
**Installation temp** -5 °C - 60 °C  
**Voltage** 400V  
**Ampere** 32A  
**Terminals/poles** mm<sup>2</sup>  
**Advice** 6 x 20mm threaded entries  
**Material** Polypropylene, Gasket: TPE





COMBI 206 (Light Grey)



COMBI 206 (Light Grey)

COMING SOON

COMBI 206, Junction Box

Type	Light Grey	Black	White	 (mm)	LxBxH external (mm)	
COMBI 206/empty	10109569	10109571	10109573	3 - 12	85 x 49 x 51	1/5
COMBI 206/5	10109570	10109572	10109574	3 - 12	85 x 49 x 51	1/5
COMBI 206/221	10109901	10109900	10109902	3 - 12	85 x 49 x 51	1



by WISKA

COMBI 308



**Protection Class** IP66/67  
**Glow wire test** 750 °C  
**Temperature range** -30 °C - 100 °C  
**Installation temp** -5 °C - 60 °C  
**Voltage** 400V  
**Ampere** 32A  
**Terminals/poles** 4 mm<sup>2</sup>  
**Advice** 8 x 20mm threaded entries  
**Material** Polypropylene, Gasket: TPE





COMBI 308 (Light Grey)



COMBI 308 (Black)

COMBI 308, Junction Box

Type	Light Grey	Black	White	 (mm)	LxBxH external (mm)	
COMBI 308/empty	10060400	10060581	10060610	3 - 12	85 x 85 x 51	1/5
COMBI 308/5	10060401	10060580	10060611	3 - 12	85 x 85 x 51	1/5
DIN Rail Kit 308/108	10060362					1
Ground Spike 308/5						1

PLASTIC CABLE GLANDS  
 TAILS KITS  
 TKS 32 AND MEMBRANE ENTRIES  
 VENTING  
 BRASS AND STAINLESS STEEL  
 EMC  
 BRITISH STANDARD BW / CW  
 COMBI AND JUNCTION BOXES  
 WIB  
 ALUMINIUM BOXES  
 INDUBOX AND WDB  
 CONNECTORS  
 SHELLBOX  
 LEDJOY  
 SHARK SIXEIGHT SERIES  
 CLASSIC SHARK SERIES  
 GELS  
 RESIL  
 SUBMARINE RESIN JOINTS