

Aventa 150T



Quiet, Powerful in-line mixed flow fan with timer for ducted installations

Highly reliable and powerful fan in a modular design for ease of installation & maintenance. **Aventa 150T** is designed to provide ventilation levels that comply with the latest **Building Regulations ADF**

Operated by basic switching for two speed operation (switch not supplied, low/high), with adjustable timer these can be installed in loft spaces or service shafts for remote extraction with minimal room noise

Features

- Designed for longer duct runs
- High pressure low noise
- Compact and quiet in operation
- Two speed (normal and boost)
- Access to motor and impeller without dismantling ductwork
- 230 volt/1ph/50 Hz
- Air flow 467/552m³/hr
- CE, IPX4 rating and double insulated
- Supply or extract air
- Complies with Building Regulations
- Adjustable timer
- Low watt motor 92/124w
- 3 Year warranty

Model: AV150T

Part No: 9041090



A healthy indoor environment is an important contributing factor to the wellbeing of both a building and its occupants. Ventilation with fresh air is the most effective means of avoiding problems such as condensation, mould and allergies.


The wide range of Aventa fans available in Basic and Timer versions provide compact, quiet and powerful remote mounted ventilation for ducted installations

A fan offering powerful ventilation with minimum room noise for greater convenience...

Application



For use in toilets, bathrooms, en-suites, utility rooms & kitchens.

Aventa 150T



Double up for greater performance!

Combining two Aventa fans allows for even more powerful operation. Combining in parallel (left hand image) doubles the air flow, whilst two fans in series (right hand image) leads to a doubling of the air pressure for longer duct runs.



For more information please visit airflow.com or email us at info@airflow.co.uk or call **01494 560800**

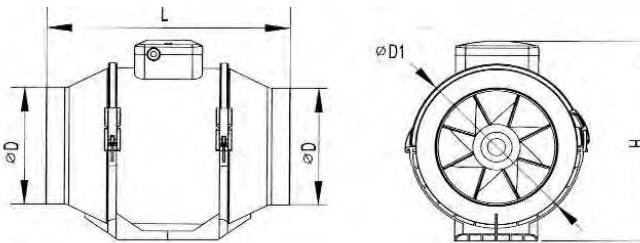
AIRFLOW™

Aventa 150T

Why Ventilate?

AIRFLOW fans exceed the requirements of the latest building regulations helping to combat the harmful effects of dampness and condensation and by extracting airborne pollutants such as odours, cooking smells, humid and stale air. The potential hazards to health for occupants and possible damage to the fabric of the building can be largely eliminated.

Unit Dimensions (mm)



Model	D	D1	L	H
AV100B	96	126	246	190
AV125B	123	136	246	190
AV150B	148	185	295	250



WHAT THE REGULATIONS SAY.

The latest edition of the Building Regulations, Approved Document (F1) Means of Ventilation, effective 1st April 2006, stipulates the provision of adequate mechanical ventilation rates in non-habitable rooms, such as Toilets, Bathrooms/Shower rooms, Kitchens and Utility rooms in domestic dwellings.

ROOMS CONTAINING OPENING WINDOWS

EXTRACT VENTILATION RATES

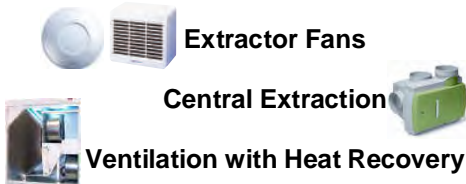
Toilet /Sanitary accommodation – 6 l/sec (22m3/hr)
 Bathroom/Shower Room – 15 l/sec (54 m3/hr)
 Kitchen with cooker hood – 30 l/sec (108 m3/hr)
 Kitchen without cooker hood – 60 l/sec (216 m3/hr)
 Utility Room – 30 l/sec (108 m3/hr)

Note: Above is basic guidance. Please refer to ADF for full Regulations



Model	Extract Performance		Watts	dB(A) @ 3m	Amps	Supply Voltage	Material finish	Weight (KG)
	m3/hr	l/sec						
AV100T	145/187	40/52	25/28	27/34	3	230V / 1PH / 50Hz	ABS	1.5
AV125T	220/280	61/78	28/38	27/32	2		"	1.4
AV150T	467/552	130/153	92/124	39/46	2		"	3.4

AIRFLOW VENTILATION SOLUTIONS



Accessories (optional kit)

- 6m flexible ducting
- Circular internal grille (white)
- Four duct cable ties
- White external grille
- For use with 100mm/125mm/150mm models

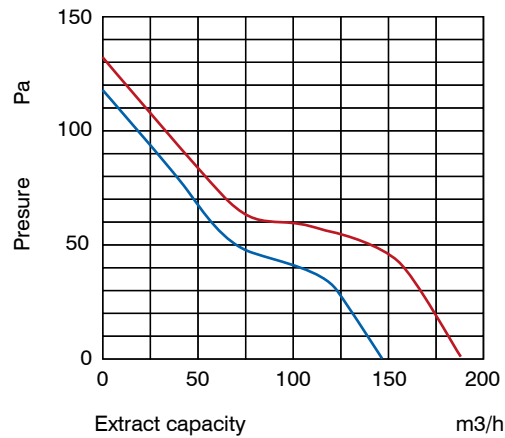
For more information please visit airflow.com or email us at info@airflow.co.uk or call 01494 560800



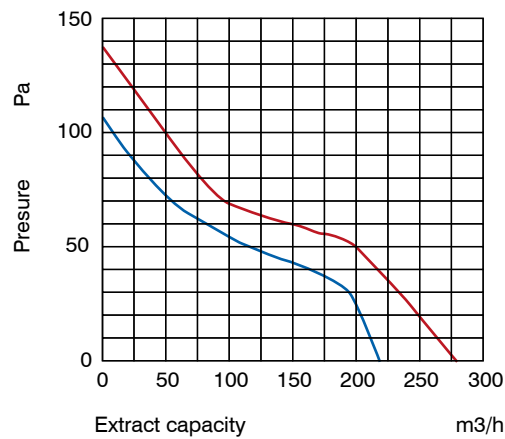
Aventa In-Line Extract Fans

Performance Data

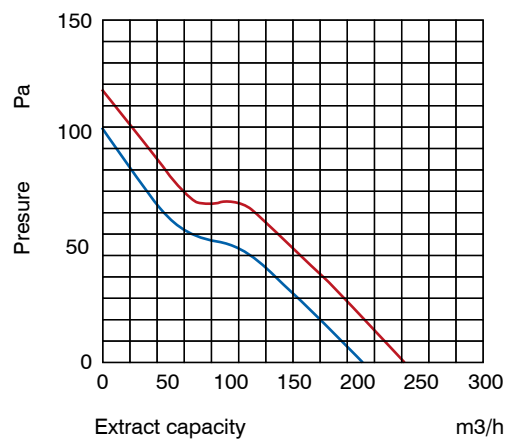
Aventa 100



Aventa 125



Aventa 150



For more information please visit airflow.com or email us at info@airflow.co.uk or call **01494 560800**

