





Installation / Operating
Instruction for Weatherproof Powercord Connection Box
Models: DB285B and DB330B

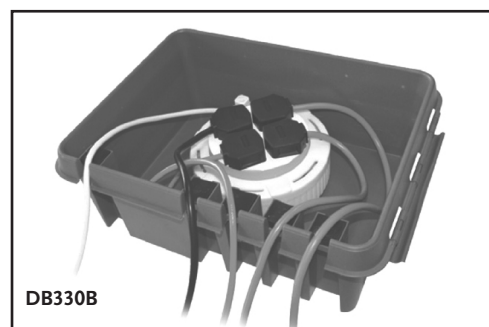

INSTRUCTIONS BEFORE USE

1. Make sure your box is complete with two handles (one on either side of the box), main box and lid. See Dia.1
2. Before clamping the lid closed make sure the box is totally dry inside to prevent moisture being trapped inside.
3. To increase the sealing effect of this box we advise to use the retaining lugs on the lid by clipping them under the lip of the main box. See Dia.2
4. Make sure the box is left in a position where the lid is facing upwards and the box cannot tip over.



IMPORTANT

1. When connecting multiple appliances to a multi plug within the box, make sure the total power drawn does not exceed the maximum fuse rating of the connection plug. (Seek advice if you are in doubt).
2. This box is designed for temporary electrical connections only.
Transformers are warm when in use, sealing too many within this box can increase their operating temperature.
3. Do not over fill the box, i.e. placing strain on the clamp mechanism; this could break the water tight seal created with the gasket.
4. Do not place more than one cable in each port to avoid breaking the seal.
5. We advise any products used in the DRiBOX are CE approved for outdoor use.
6. Use of a PowerBreaker RCD is recommended from the main electric supply.
7. Do not bury this product, use on the surface only.
8. Install the cables and appliances per manufacturer's instructions.
9. Do not over bend or over stretch any wires within the DRiBOX to avoid crimping, leading to possible damage.
10. Do not submerge in water.
11. Do not stand in water while plugging electrical devices in.
12. Do not touch sparking wires or connections.
13. Turn off main power switch before handling connections in wet areas.
14. Turn off main power switch before correcting any electrics in the DRiBOX
15. When in use please ensure the box is facing up with label showing. If the DRiBOX is required to be mounted, ensure it is fixed securely with the lid facing upwards. Do not drill or puncture the product. Check back regularly to ensure the fastening method is still secure.
16. Failure to follow all necessary warnings and precautions can cause property damage, injury or death.
17. Water and moisture shall not get in the box.
18. Shock Hazard, disconnect electrical power before touching the box.
19. If any of the components are damaged such as frayed power cord, or box is cracked and moisture gets inside, discontinue usage immediately.





TECHNICAL INFORMATION

IP Rating:	IP55
Operating Temp:	Min -35°C to Max 60°C
Working Condition:	Outdoor 13A cable connections

GUARANTEE

Your KingShield Powercord Connection Box is guaranteed for 12 months from the date of purchase. This does not affect your statutory rights.

*PLEASE KEEP THESE INSTRUCTIONS
SAFE FOR FUTURE REFERENCE*

**GREEN
BROOK**
ELECTRICAL PLC

WEST ROAD . HARLOW
ESSEX . CM20 2BG . UK
sales@greenbrook.co.uk
WWW.GREENBROOK.CO.UK

